



UCLA MEN'S VOLLEYBALL

UCLA Athletic Communications / J.D. Morgan Center / 325 Westwood Plaza / Los Angeles, CA 90095

MVBall Contact: Steve Rourke / srouke@athletics.ucla.edu / o: (310) 206-8187

COMING UP FOR THE BRUINS

Jan. 2 - at Daemen College - 3 p.m. PT

Jan. 4 - at George Mason - 4 p.m. PT

Jan. 6 - at Princeton - 11:00 a.m. PT

2020 UCLA MEN'S VOLLEYBALL SCHEDULE

Date	Opponent	TV	Time/Result
------	----------	----	-------------

January

Thu. 2	at Daemen College		3 p.m. PT
Sat. 4	at George Mason		4 p.m. PT
Mon. 6	at Princeton		11 a.m. PT
Fri. 17	at UC San Diego		7 p.m. PT

2020 Pac-12 / Big Ten Challenge (at Penn State)

Fri. 24	UCLA at Penn State		4 p.m. PT
Sun. 26	UCLA vs. Ohio State		10:30 a.m. PT
Thu. 30	Princeton (Wooden Center)		7 p.m. PT

February

Sat. 1	at Long Beach State		7:30 p.m. PT
Thu. 6	at BYU*		6 p.m. PT
Sat. 8	at Stanford*	Pac-12 TV	7 p.m. PT
Fri. 14	at Concordia*		7 p.m. PT
Sat. 16	USC*	Pac-12 TV	5 p.m. PT
Wed. 19	UC Santa Barbara		7 p.m. PT
Fri. 21	at Grand Canyon*		5 p.m. PT
Fri. 28	at CSUN		7 p.m. PT
Sat. 29	Long Beach State (Wooden Center)	Pac-12 TV	5 p.m. PT

March

Tue. 3	at UC Santa Barbara		7 p.m. PT
Thu. 5	CSUN		7 p.m. PT
Sat. 7	UC San Diego		5 p.m. PT
Fri. 13	at Pepperdine*		7 p.m. PT
Wed. 25	Pepperdine*		7 p.m. PT
Sat. 28	Grand Canyon* (Wooden Center)		5 p.m. PT

April

Thu. 2	Concordia*		7 p.m. PT
Sat. 4	at USC*	Pac-12 TV	7 p.m. PT
Thu. 9	Stanford*	Pac-12 TV	7 p.m. PT
Sat. 11	BYU*		5 p.m. PT
Sat. 18	MPSF First Round (site of higher seed)		7 p.m. PT
Thu. 23	MPSF Semifinals (site of top seed)		TBD
Sat. 25	MPSF Championship (site of top seed)		TBD
Sun. 26	NCAA Selection Show (ncaa.com)		TBD
25-30	NCAA Play-In and Opening Round Matches		TBD

(dates/teams/site to be determined on Apr. 21)

May

1-5	NCAA Play-In and Opening Round Matches		TBD
-----	--	--	-----

(dates/teams/site to be determined on Apr. 26)

Thu. 7	NCAA Semifinals (Fairfax, Va.)		TBD
Sat. 9	NCAA Championship (Fairfax, Va.)		TBD

UCLA ON SOCIAL MEDIA

Men's Volleyball Twitter: @UCLAMVB

Volleyball Instagram: @UCLAMVB

Volleyball Facebook: /UCLAMensVolleyball

UCLA Athletics Twitter: @UCLAathletics

UCLA Athletics Instagram: @UCLAathletics

UCLA Athletics Facebook: /UCLAathletics

Athletics Snapchat: ucla.athletics

#GoBruins



UCLA MVB THIS WEEK

MATCH INFORMATION

• First Serve at Daemen College (Jan. 2): 3 p.m. PT

Video: <https://ecccportsnetwork.com/landing/index?bfpayid=159178>

Live Stats: <https://daemenwildcats.com/sidearmstats/mvball/summary>

• First Serve at George Mason (Jan. 4): 4 p.m. PT

Video: ESPN+

Live Stats: <https://gomason.com/sidearmstats/mvball/summary>

• First Serve at Princeton (Jan. 6): 11 a.m. PT

Video: ESPN+

Live Stats: <https://goprincetontigers.com/sidearmstats/mvball/summary>



VS.



No. 2 BRUINS OPEN REGULAR SEASON AT DAEMEN COLLEGE IN NEW YORK

UCLA (0-0), ranked No. 2 in the American Volleyball Coaches Association (AVCA) preseason poll, will open the 2020 regular season with a match at Daemen College (0-0) of Buffalo, N.Y. on Thursday at 3 p.m. PT. Daemen is its second year as a program and is the only NCAA Division II men's volleyball program north of the Mason-Dixon Line. The Bruins will then travel south to meet George Mason (0-0), site of the 2020 NCAA Championships in Fairfax, Va. for a 4 p.m. match. It will be the season-opener for the Patriots who tied for second last season in the Eastern Intercollegiate Volleyball Association (EIVA) with Penn State at 10-4. UCLA concludes the road trip at No. 10 Princeton (The Tigers open their season at UCI on Dec. 29 and at USC on Jan. 2) on Monday at 11 a.m. PT. The Tigers won the EIVA regular season (13-1 record) last season and edged Penn State in five sets to win the post-season tournament and the league's automatic bid to the NCAA Tournament.

LAST MEETING -- This is UCLA's first meeting ever with Daemen College. The Bruins met George Mason in the 2018 season and swept the Patriots 25-17, 25-13, 25-20 in Pauley Pavilion. UCLA last played at George Mason in the 2016 season, a 25-23, 25-12, 25-20 victory. UCLA opened the 2019 season against Princeton with a 25-17, 26-24, 25-18 Bruin win. Princeton and UCLA have played in each of the last five seasons, all Bruin wins.

NOTES -- UCLA is ranked No. 2 to open the season for the second consecutive season ... The Bruins finished No. 7 in the final 2019 AVCA Coaches poll after seeing their season end with a loss in the semifinals of the MPSF Tournament ... UCLA has ended a season ranked No. 1 in the AVCA poll a record nine times (1987, 1989, 1993, 1994, 1995, 1996, 1998, 2000, 2006) ... In 2019, the Bruins finished 9-9 against teams ranked in the AVCA poll at the time of the match ... Daenan Gyimah has earned first-team AVCA All-America honors in each of the last two seasons and also has been the recipient of the Ryan Miller Award as the nation's top middle attacker ... Gyimah hit at least .400 in 17 matches last season and finished fourth in the nation with a .432 mark ... He set a school record with a .917 hitting percentage against McKendree last season (11k-0e-12att) ... As a team, UCLA outfit teams .352 to .195 margin in its 19 wins.

SCHEDULE --- The first home match for the Bruins will be on Jan. 30 against No. 10 Princeton. UCLA will host matches this season against No. 3 BYU, No. 4 Long Beach State, No. 5 UC Santa Barbara, No. 7 Stanford, No. 9 Pepperdine, No. 12 USC, and No. 13 CSUN. The Bruins will go on the road to battle No. 3 BYU, No. 4 Long Beach State, No. 5 UC Santa Barbara, No. 7 Stanford, No. 9 Pepperdine, No. 10 Princeton, No. 12 USC, No. 13 CSUN and No. 15 Penn State.

ON THE ROAD -- UCLA was 7-7 on the road last season, with an 2-1 mark in neutral site contests.

AT HOME -- UCLA was 10-1 at home (7-1 in Pauley) last season ... Over the past four seasons, UCLA is 38-5 in Pauley (2016: 10-1, 2017: 8-1, 2018: 13-2, 2019: 7-1) ... The last team not named Long Beach State (which won a match last season in Pauley and a couple of matches in 2018) to defeat UCLA in Pauley was CSUN in February of 2017 (note: the Bruins did lose three home matches in the Wooden Center after the 2017 CSUN loss).

NCAA STATS -- Last season, UCLA finished fifth in the nation in hitting percentage (.323), fifth in aces per set (1.73) and sixth in kills per set (12.85). The Bruins return Daenan Gyimah who ranked fourth in the NCAA in hitting a year ago at .435...They lose Micah Ma'a who ranked tied for second in aces average at 0.638.

MPSF -- Each MPSF team has 12 conference matches. The MPSF Championship Tournament begins with seeds two, three and four hosting a quarterfinal match (April 18). Seed one receives a bye. The semifinals (Apr. 23) and final (Apr. 25) will be on the home floor of the No. 1 seed, with the winner earning the automatic bid to the NCAA Tournament which will be hosted by George Mason. The Opening Round and Play-in matches of the NCAA Tournament will be held between May 1-5 at sites to be determined. The Bruins will open the MPSF schedule on February 6 with a match at pre-season favorite BYU.

2020 UCLA MEN'S VOLLEYBALL ROSTER

No.	Name	Pos.	Ht.	Wt.	Yr.	Hometown	High School/Last School
1	Kyle Vom Steeg	Opp	6-7	215	Fr.	Laguna Niguel, Calif.	Aiso Niguel HS
2	J.R. Norris IV	Opp	6-5	210	R-So.	Lancaster, Calif.	Quartz Hill HS
3	Cole Ketrzynski	OH/Opp	6-8	200	Fr.	Toronto, Ontario, Canada	York Mills Collegiate Institute
4	Cole Pender	L/OH	6-2	155	So.	Newport Beach, Calif.	Newport Harbor HS
5	Sam Kobrine	OH	6-3	190	R-Jr.	Newport Beach, Calif.	Corona del Mar HS
6	Marcus Partain	S	6-2	165	Fr.	Pacific Palisades, Calif.	Palisades Charter HS
7	Ian Parish	MB	6-9	235	R-So.	Marina del Rey, Calif.	Loyola HS
8	Kevin Kobrine	Opp/OH	6-5	180	R-Fr.	Newport Beach, Calif.	Corona del Mar HS
9	Brandon Ratray	Opp	6-5	195	R-Sr.	San Diego, Calif.	Rancho Bernardo HS/Hawai'i
10	Grant Maleski	MB	6-9	180	Jr.	Long Grove, Ill.	Stevenson HS
11	Cole Johnson	OH	6-7	225	R-Fr.	York, Pa.	Central York HS
12	Alex Knight	OH	6-6	180	Fr.	Culver City, Calif.	Pacific Christian HS
13	Merrick McHenry	OH/Opp	6-7	165	Fr.	Bedford, Texas	L.D. Bell HS
14	Cole Power	L	5-11	145	Fr.	Huntington Beach, Calif.	Edison HS
15	Daniel Matheney	MB	6-7	210	R-Fr.	Hawthorne, Calif.	Bishop Montgomery HS
16	Daenan Gyimah	MB	6-8	185	Sr.	Scarborough, Ontario, Canada	Sir Oliver Mowat Collegiate Institute
17	Sam Burgi	OH	6-5	180	R-Fr.	Laguna Beach, Calif.	Laguna Beach HS
18	Chris Orem	MB	6-9	205	R-Jr.	Mission Viejo, Calif.	Capistrano Valley HS/Orange Coast Coll.
19	Ian Eschenberg	OH	6-5	195	So.	Newbury Park, Calif.	Newbury Park HS
20	Ethan Hill	MB	6-7	180	Fr.	San Clemente, Calif.	St. Margaret's Episcopal School
21	Mads Kyed Jensen	S/Opp	6-10	230	Fr.	Copenhagen, Denmark	Falkovergaarden School
22	Adam Parks	S	6-5	190	R-So.	Oak Park, Calif.	Oak Park HS
23	Austin Matautia	OH	6-4	180	Sr.	Ewa Beach, Hawai'i	Moanalua HS / Hawai'i
24	Matt Younggren	MB	6-9	195	R-Sr.	Escondido, Calif.	Mt. Carmel HS / UC Irvine

Head Coach: John Speraw (8th yr), Asst. Coaches: John Hawks, Spencer McLachlin, Nate Ngo (volunteer)

Pronunciation: #19 Ian Eschenberg - E-ann ESCH-n-burg; #16 Daenan Gyimah - DAY-nan JIM-uh; #21 Mads Kyed Jensen - Mats Coo Yen-sen; #3 Cole Ketrzynski - ket-chin-ski; #5 Sam Kobrine/#8 Kevin Kobrine - CO-brin; #23 Austin Matautia - Mahtah-ooh-tee-uh; #7 Ian Parish - E-ann; #9 Brandon Ratray - RAT-tray; Coach John Speraw - spur-raw

2020 UCLA MEN'S VOLLEYBALL

MEDIA INFORMATION

UCLA Athletic Communications

J.D. Morgan Center, Suite 128

325 Westwood Plaza, Los Angeles, CA 90095

Volleyball Contact: Steve Rourke

Office Phone: (310) 206-8187
E-mails: srouрке@athletics.ucla.edu
Website: www.uclabruins.com

Media Availability

Please make all interview requests for coaches, players and families through the Communications Office.

Credentials

Admission to press seating and the press area is by credential only to those media who are working on assignment. All credential requests should be made to Steve Rourke at least two days prior to the game. (srouрке@athletics.ucla.edu)

Credential Pickup

Credentials are available during the week at the Athletic Communications Office in the Morgan Center. Credentials not claimed can be picked up at the main entrance to Pauley or the Wooden Center.

Media Seating

A press pass enables access to the courtside tables opposite the benches.

Postgame Procedure

Head coach John Speraw and select players will be available to the media courtside (in most cases) after the match.

QUICK FACTS

School Information

Founded	1919
Enrollment	44,947
Nickname	Bruins
Colors	Blue and Gold
Home Court (capacity)	Pauley Pavilion presented by Wescom (13,800)
	Wooden Center (2,000)
Affiliation	NCAA Division I
Conference	Mountain Pacific Sports Federation
Chancellor	Gene Block
Director of Athletics	Dan Guerrero
Athletic Dept. Phone	(310) 825-8699
Ticket Office Phone	(310) 825-2101

Volleyball History

NCAA Championships	19 (last 2006)
NCAA Post-Season Record	54-9
Conference Championships	23 (last 2006)
Longest Win Streak	47 matches

UCLA's RECORD IN: 2019

Home Matches.....	10-1
Away Matches	7-7
Neutral Matches	2-1
Vs. AVCA-ranked Oppt. ...	9-9
3-Set Matches	10-3
4-Set Matches	7-2
5-Set Matches	2-3
1st Set of Match	17-11
2nd Set of Match	18-10
3rd Set of Match	19-9
4th Set of Match	11-3
5th Set of Match	2-3
After Winning 1st Set	14-3
After Win first 2 Sets	11-1
After Split first 2 Sets	7-4
Lose first set	5-6
Lose second set	4-6
More or equal aces	18-4
More or equal total blk. .	10-2
Higher Hitting %	19-0

THE LAST TIME:

More than 25 Kills:

26 by Robart Page vs. Stanford, 2014

More than 15 Digs:

16 by JT Hatch at Pepperdine, 2016

More than 10 Block Assists:

11 by Hagen Smith vs. USC, 2015

7 or More Aces:

7 by Micah Ma'a vs. CSUN, 2016

BY THE NUMBERS

- Daenan Gyimah finished fourth in the NCAA in hitting percentage in 2019 (.432) ... He hit over .400 in 17 matches last season, including a streak of 13 straight matches ... In 2018, Gyimah led the NCAA in hitting percentage at .528.
- Daenan Gyimah, who has been the recipient of the past two Ryan Millar Award as the nation's top middle attacker, set a school record with a .917 hitting percentage at McKendree (11k-0k-12 att) ... the old mark was .900 held by several players, last Allan Vince in 2005 v. UC Irvine.
- Daenan Gyimah was named a 2020 pre-season All-America selection by Off the Block Gyimah was also named to the Ryan Millar Watch List.
- Austin Matautia is on the 2020 Karch Kiraly Watch List which recognizes the nation's top outside hitter.
- Mads Kyed Jensen is on the 2020 Lloy Ball Watch List as one of the nation's top setters.
- UCLA was 19-0 when it hit for a higher % than the opponent in 2019... In 11 home matches in 2019, UCLA hit at a .323 clip vs. .213 for opponents ... In 14 true away matches - UCLA hit .320 to .305 for opponents.
- UCLA was 9-9 last year vs. teams ranked in the AVCA poll at the time of the match.
- UCLA utilized 12 different starting lineups in the course of the 2019 season.
- In wins in the 2019 season, the Bruins out hit opponents .352 to .195 ... In losses, the opponent hit .382 against the Bruins who hit .268.
- The Bruins were 9-0 in 2019 when holding the opponent at or below .200.
- The Bruins equaled the school mark with seven aces in a set (second set) in a home match against UC San Diego last season.
- Brandon Rattray registered a career-best 24 kills at Stanford ... Rattray finished ninth in the MPSF in Points Average (3.87), Kills Average (3.33) ... He finished with double-digit kills in 15 matches.
- Grant Maleski, who had 23 starts in 2019, hit .300 or better in 15 matches and recorded multiple aces in five matches ... He compiled a season-best 9 kills at UCSB and totaled a career-best 7 block assists in win over Stanford ... He had a career-best three aces vs. USC and Concordia and a streak of 8 straight matches with at least one ace in 2019.
- MB Matt Younggren led or tied for the team lead in blocks in four of the final five matches of 2019 ... He registered a UCLA career-best seven kills at Pepperdine ... He posted a season-high six block assists in the back-to-back MPSF home matches vs. BYU and Stanford.
- Libero Cole Pender registered a 94% serve receive percentage on 494 attempts in 2019. He was named to the MPSF All-Freshman team.
- Austin Matautia injured an ankle against Penn State in match 20 of 2019 and sat out the balance of the season ... He hit .343 over the last five matches of the season he played in ... He was MPSF Offensive POW after leading UCLA to wins over Pepperdine (2/27) and Grand Canyon (3/1) ... He posted a career-best 22 kills in the match vs. Pepperdine.
- Austin Matautia and Brandon Rattray were selected to the U.S. team for the World University Games held last summer in Italy.
- True freshmen Kyle Vom Steeg, Marcus Partain, Alex Knight, Merrick McHenry, Cole Power and Ethan Hill were each named to the 2019 VolleyballMag.com Fab 50 list.
- Freshman Alex Knight was named the 2019 Volleyballmag.com National High School Player of the Year ... Played on the U.S. Youth National Team which won the silver medal at the NORCECA U19 championships in summer 2018 and 2019.
- Freshman Mads Keyd Jensen was named the top setter in the Danish League for 2018 and 2019.
- Freshman Cole Ketrzynski helped lead teams to the 2018 and 2019 Provincial and National Indoor Championships in Canada.
- Last off-season, Head Coach John Speraw directed the U.S. Men's National Team to qualification for the 2020 Tokyo Olympics by winning their Intercontinental Qualifying pool, added a bronze medal at the FIVB World Cup and a silver in the Volleyball Nation's League.
- Assistant Coach John Hawks was coach for the U.S. Men's Volleyball team which earned a silver medal in the NORCECA Continental Championships, guiding a team which featured Mitch Stahl and Micah Ma'a.
- Assistant Coach Spencer McLachlin served on the coaching staff for U.S. Men's Volleyball teams which competed in the U21 Pan American Cup and the NORCECA Champions Cup.

UCLA's 2019 Honors:

MPSF Player of the Week:

2/4 Micah Ma'a (Def.) and Daenan Gyimah (Off.)

2/25 Daenan Gyimah (Off.)

3/4 Austin Matautia (Off.)

AVCA National Player of the Week:

2/26 Daenan Gyimah

Off the Block National Setter of the Week:

2/26 Micah Ma'a

Off the Block National Hitter of the Week:

4/1 Micah Ma'a

UCLA's 2019 Honors:

AVCA

1st-team All-America - Micah Ma'a,

Daenan Gyimah

OFF THE BLOCK

Ryan Millar Award (best middle attacker) -

Daenan Gyimah

Dain Blanton Diversity Award - **Daenan Gyimah**

All-MPSF

1st team - Micah Ma'a, **Daenan Gyimah**

All-Freshman - **Cole Pender, Adam Parks**

All-Academic - **Grant Maleski**, Micah

Ma'a, Dylan Missry

(**Note - returners in bold**)

UCLA's 2021 Signees:

Ethan Champlin --- 6-3 OH from Classical Academy in Escondido, Calif.

Guy Genis --- 6-5 MB from Alliance HS in Tel Aviv, Israel

Miles Partain --- 6-3 S/Opp from Palisades HS in Pacific Palisades, Calif.

Grant Sloane --- 6-8 OH from Northwood HS in Irvine, Calif.

UCLA's Pac-12 All-Century Team Members:

Coach of the Century - Al Scates, 1963-2012

Player of the Century - Karch Kiraly, 1979-82

Ricci Luyties, 1981-84

Stein Metzger, 1993-96

Brandon Tallafiero, 1997-00

Doug Partle, 1981-84

Jeff Nygaard, 1992-95

Paul Nihipali, 1994-97

Asbjorn Volstad, 1984-87

Ernie Suwara, 1965-67

2019 MPSF STANDINGS (final)

MPSF

Pepperdine	9-3
UCLA	8-4
USC	7-5
BYU	6-6
Stanford	6-6
Concordia	3-9
Grand Canyon	3-9



Elsewhere in the MPSF (UCLA listed on front page)

Dec. 30 - Douglas at USC; Jan. 2 Princeton at USC; Jan. 3 BYU at Loyola-Chicago, Menlo at Stanford; Jan. 4 BYU at Lewis, UC Santa Cruz at Stanford; Jan. 5 Cal Lutheran at Pepperdine; Jan. 6 St. Katherine at Concordia, British Columbia at Concordia; Jan. 9 Grand Canyon v. Harvard (at Hawaii)

MPSF Tiebreaker: - (1) head-to-head record of tied teams in MPSF matches; (2)

Highest % of sets won in matches played between tied teams; (3) Points scored

divided by points allowed in MPSF matches between tied teams; (4) Percentage

of sets won in all MPSF matches; (5) total points scored in all MPSF matches

divided by total points allowed in all MPSF matches

HEAD COACH JOHN SPERAW - YEAR EIGHT AT UCLA

UCLA head men's volleyball coach John Speraw, winner of three NCAA titles and an Olympic Bronze medal as a head coach, is in his eighth season at the helm in Westwood. He was the first individual to win an NCAA MVB championship as a head coach (2007, 2009 and 2012 at UC Irvine), an assistant coach (1996, 1998, 2000 at UCLA) and as a player (1993 and 1995 at UCLA). He has guided the Bruins into the National Championship Tournament in two of the last four seasons, including a trip to the Championship match in 2018.

Speraw, who was a member of the 2018 Class of the SoCal Indoor Volleyball Hall of Fame, achieved milestone No. 100 at UCLA and No. 300 overall during the 2018 campaign. In addition, he was named the 2018 VolleyballMag.com men's college Coach of the Year after leading his Bruins into the NCAA championship match. UCLA finished 26-8, the most wins by the program since 2006.

Speraw, who was voted the 2006 AVCA Coach of the Year, was named head coach at UCLA in June of 2012 and has tutored 39 All-Americans in his career. He came to UCLA from UC Irvine where he led the Anteaters to three NCAA titles, two Mountain Pacific Sports Federation regular season titles (2006, 2009) and two MPSF Tournament crowns (2007, 2012). He guided UCI to a 199-106 record in ten seasons.

Speraw has also enjoyed an extensive coaching resume with the U.S. National team. After serving as Assistant Coach for the 2008 (Gold in Beijing) and 2012 Olympics (advanced to the quarterfinals at London), Speraw was elevated to head coach of the U.S. Men's Volleyball National Team in March of 2013. The U.S. qualified for the 2016 Olympic Games by winning the 2015 World Cup competition and went on to capture the Bronze medal at the Rio Games. In the summer of 2018, Speraw directed the U.S. Men's National Team to its first FIVB World Championship medal in 24 years when it beat Serbia, 23-25, 25-17, 32-30, 25-19 for the bronze in Turin, Italy. The U.S. men have already qualified for the 2020 Tokyo Games, winning their Intercontinental Qualifying Pool last summer.

2020 UCLA MEN'S VOLLEYBALL

NCAA MVB LEADERS (2019)

Individual - All Matches

Hitting % - Tyler Mitchem, Lewis .504

UCLA leader, Daenan Gyimah 4th .435

Set Assists - Joe Worsley, Hawaii 11.22

UCLA leader - Micah Ma'a 31st 8.10

Blocks - Pedro Carvalho, Lincoln Memorial 1.45

UCLA leader - Daenan Gyimah 59th 0.78

Points - Evan Corey, Lincoln Memorial 5.30

UCLA leader - Brandon Rattray 35th 3.87

Kills - Liam Maxwell, Belmont 4.51

UCLA leader - Brandon Rattray 31st 3.33

Aces - Evan Corey, Lincoln Memorial 0.64

UCLA leader - Micah Ma'a T2nd 0.63

Digs - Noam Hannoun, Quincy 2.89

UCLA leader - Micah Ma'a 24th 1.93

Team - All Matches

Hitting % - Hawaii .435 (UCLA 5th .323)

Assists - Hawaii 13.20 (UCLA 7th 12.18)

Blocks - Hawaii 2.62 (UCLA 32nd 1.84)

Oppt. Hit. % - Lincoln Memorial .213 (UCLA 22nd .259)

Kills - Hawaii 14.11 (UCLA 6th 12.85)

Aces - Long Beach St. 1.96 (UCLA 5th 1.73)

Digs - Limestone 10.44 (UCLA 33rd 7.99)

2019 MPSF CONFERENCE LEADERS (final)

Individual - All Matches

Hitting % - Kyler Presho, Stanford .457

UCLA leader - Daenan Gyimah 3rd .435

Set Assists - Robert Mullahey, Pepperdine 10.32

UCLA leader - Micah Ma'a 6th 8.10

Blocks - Kevin Vaz, Pepperdine 1.04

UCLA leader - Daenan Gyimah 10th 0.78

Points - Gabi Garcia Fernandez, BYU 5.03

UCLA leader - Brandon Rattray, 9th 3.87

Kills - Gabi Garcia Fernandez, BYU 4.29

UCLA leader Brandon Rattray, 9th 3.33

Aces - Micah Ma'a, UCLA 0.64

2nd David Wleczorek, Pepperdine 0.39

Digs - Addison Enriques, Concordia 2.14

UCLA leader - Micah Ma'a, 6th 1.93

Team Leaders - All Matches

Hitting % - Pepperdine .339 / UCLA 2nd .323

Assists - Pepperdine 12.45 / UCLA 3rd 12.18

Blocks - BYU 2.46 / UCLA 7th 1.84

Oppt. Hit. % - Grand Canyon .250 / UCLA 2nd .259

Kills - Pepperdine 13.25 / UCLA 2nd 12.85

Aces - UCLA 1.73 / Pepperdine 2nd 1.61

Digs - Pepperdine 9.18 / UCLA 6th 7.99



PreSeason AVCA POLL

1. Hawai'i (14 1st pl. votes) 238 28-3

2. UCLA (1) 197 19-9

3. BYU 185 13-12

4. Long Beach State (1) 182 28-2

5. UC Santa Barbara 170 18-10

6. Lewis 160 26-6

7. Stanford 144 15-11

8. UC Irvine 127 18-11

9. Pepperdine 110 23-7

10. Princeton 88 18-13

11. Loyola-Chicago 78 21-8

12. USC 59 18-11

13. CSUN 56 13-14

14. Purdue Ft. Wayne 31 17-12

15. Penn State 25 15-15

Others: Grand Canyon-24, George Mason-22,

Concordia-11, Ball State 8.

UCLA BY WEEK IN

AVCA POLL

PreS. No. 2

1.

2.

3.

4.

5.

6.

7.

8.

9.

10.

11.

12.

13.

14.

15.

UCLA SEASON AND/OR CAREER HIGHS

#1 KYLE VOM STEEG

2020 / Career

#2 J.R. NORRIS IV

Career

Kills: 3 vs. Stanford, 2/7/19

Hitting %: .000 vs. Long Beach, 1/19/19

Aces: na

BS: na

BA: na

Digs: 2 vs. Stanford, 2/7/19

Points: 3.0 vs. Stanford, 2/7/19

#3 COLE KETRZYNSKI

2020 / Career

#4 COLE PENDER

Career

Digs: 12 vs. Pepperdine, 2/27/19

#5 SAM KOBRINE

2019

Kills: 12 vs. Pepperdine, 2/27/19

Hitting %: .833 at McKendree, 1/11/19

Aces: 4 vs. BYU, 2/9/19

BS: 1 at Lewis, 2/2/19

BA: 3, last at Stanford, 3/16/19

Digs: 9 at UC Santa Barbara, 2/13/19

Points: 13.5 vs. Pepperdine, 2/27/19

Career

Kills: 12 vs. Pepperdine, 2/27/19

Hit%: .833 at McKendree, 1/11/19 (6 att)

Aces: 4 vs. BYU, 2/9/19

BS: 1 at Lewis, 2/2/19

BA: 3, last at Stanford, 3/16/19

Digs: 9 at UC Santa Barbara, 2/13/19

Points: 13.5 vs. Pepperdine, 2/27/19

#7 IAN PARISH

Career

Kills: 4, last vs. Concordia, 3/14/18

Hit%: .667, last vs. Concordia, 3/14/18 (6 att)

Ace: 1 vs. Princeton, 2/1/18

BS: none

BA: 1, last vs. Grand Canyon, 3/16/18

Digs: 4 vs. Grand Canyon, 3/16/18

Points: 4.0, last vs. Grand Canyon, 3/16/18

#8 KEVIN KOBRINE

2020 / Career

Kills: Hit%:

Aces:

BS:

BA:

Digs:

Points:

#9 BRANDON RATTRAY

2019/Career

Kills: 24 at Stanford, 3/16/19

Hit%: .583 vs. USC (24 att)

Aces: 4, last at Concordia, 2/20/19

BS: 1 at Long Beach St., 2/16/19

BA: 5 vs. UCSD, 1/5/19

Digs: 9 vs. Princeton, 1/2/19

Points: 26.0 at Stanford, 3/16/19

#10 GRANT MALESKI

2019

Kills: 9 at UC Santa Barbara, 2/13/19

Hitting %: .800 vs. Grand Canyon, 3/31/19(5att)

Aces: 3, last at USC, 4/6/19

BS: 2 vs. Grand Canyon, 3/31/19

BA: 7 vs. Stanford, 2/7/19

Digs: 5 vs. Pepperdine, 2/27/19

Points: 13.0 at UC Santa Barbara, 2/13/19

Career

Kills: 13 vs. Long Beach, 2/21/18

Hit%: .1.000 at Concordia, 2/8/18 (1 att)

Ace: 3 vs. Concordia, 4/4/19

BS: 2 vs. Grand Canyon, 3/31/19

BA: 7 vs. Stanford, 2/7/19

Digs: 16 at Pepperdine, 2/11/17

Points: 14.0 vs. Long Beach, 2/21/18

#11 COLE JOHNSON

2020 / Career

#12 ALEX KNIGHT

2020 / Career

Kills:

Hit%: .

Ace:

BS:

BA:

Digs:

Points:

#13 MERRICK McHENRY

2020 / Career

#14 COLE POWER

2020 / Career

Digs:

#15 DANIEL MATHENEY

2020 / Career

Kills:

Hit%:

Ace:

BS:

BA:

Digs:

Points:

#16 DAENAN GYIMAH

2019

Kills: 25 vs. Stanford, 2/7/19

Hit%: .917 at McKendree, 1/11/19 (12att)

Aces: 4 vs. Princeton, 1/2/19

BS: 3 vs. UCSD, 1/5/19

BA: 5, last at BYU, 3/14/19

Digs: 7, last at USC, 4/6/19

Points: 27.5 vs. Stanford, 2/7/19

Career

Kills: 25 vs. Stanford, 2/7/19

Hit%: .917 at McKendree, 1/11/19 (12 att)

Aces: 4 vs. Princeton, 1/2/19

BS: 3 vs. UCSD, 1/5/19

BA: 9 at Hawaii, 1/26/18

Digs: 7, last at USC, 4/6/19

Points: 27.5 vs. Stanford, 2/7/19

#17 SAM BURG

2020 / Career

Kills:

Hit%:

Ace:

BS:

BA:

Digs:

Points:

#18 CHRIS OREM

2020 / Career

Kills:

Hitting %:

Aces:

BS:

BA:

Digs:

Points: 10.5 at BYU, 3/14/19

#19 IAN ESCHENBERG

2019 / Career

Kills: 10 at BYU, 3/14/19

Hitting %: .208 at BYU, 3/14/19

Aces: na

BS: na

BA: 2 at Stanford, 3/16/19

Digs: 7 at BYU, 3/14/19

Points: 10.5 at BYU, 3/14/19

#20 ETHAN HILL

2020 / Career

Kills:

Hit%: .

Ace:

BS:

BA:

Digs:

Points:

#21 MADS KYED JENSEN

2020 / Career

Kills:

Hit%: .

Ace:

BS:

BA:

Digs:

Points:

#22 ADAM PARKS

2019/Career

Kills: 10 at Lewis, 2/2/19

Hit%: .444 at Pepperdine, 3/27/19

Ace: na

BS: 1 at Lewis, 2/2/19

BA: 3, last vs. Concordia, 4/13/19

Digs: 12 vs. Grand Canyon, 3/31/19

Points: 12.5 at Lewis, 2/2/19

#23 AUSTIN MATAUTIA

2019

Kills: 22 vs. Pepperdine, 2/27/19

Hit%: .571 vs. UCSB, 1/16/19

Ace: 3 vs. Penn St., 3/9/19

BS: 1, last vs. Ohio St., 3/8/19

BA: 4 vs. Stanford, 2/7/19

Digs: 11 vs. Pepperdine, 2/27/19

Points: 24.5 vs. Pepperdine, 2/27/19

Career

Kills: 22 vs. Pepperdine, 2/27/19

Hit%: .571 vs. UCSB, 1/16/19

Ace: 3 vs. Penn St., 3/9/19

BS: 1, last vs. Ohio St., 3/8/19

BA: 4 vs. Stanford, 2/7/19

Digs: 13 vs. Ball State, 1/7/17 (UH)

Points: 24.5 vs. Pepperdine, 2/27/19

#24 MATT YOUNGGREN

2019

Kills: 7 at Pepperdine, 3/27/19

Hit%: 1.000 at Lindenwood, 1/12/19 (6att)

Ace: 2 vs. Princeton, 1/2/19

BS: 1 vs. Stanford, 2/7/19

BA: 6, last vs. BYU, 2/9/19

Digs: 3 at USC, 4/6/19

2019 UCLA MVB Team/Opp. Match Highs

Date	Opponent	W/L	Kills	Hit%	Aces	Digs	Assists	Total Blocks
1/2	Princeton	W, 3-0	38/26	.381/.238	9/2	24/8	37/22	3.5/7.0
1/5	UC San Diego	W, 3-1	43/27	.365/.066	11/8	25/26	41/27	12.5/5.0
1/9	at #12 CSUN	L, 0-3	32/33	.200/.417	2/4	13/22	26/31	6.5/7.5
1/11	at McKendree	W, 3-0	51/22	.475/.206	4/3	27/11	48/20	2.0/8.5
1/12	at Lindenwood	W, 3-0	43/26	.358/.217	9/7	29/21	40/25	7.0/10.0
1/16	#12 UC Santa Barbara	W, 3-0	46/30	.475/.183	6/4	28/21	40/29	3.0/3.0
1/19	#1 Long Beach State	L, 0-3	37/32	.210/.429	8/3	20/21	34/29	2.0/11.5
1/25	at UC San Diego	W, 3-1	52/36	.449/.289	9/8	28/19	50/34	4.0/4.5
1/31	at #7 Loyola-Chi.	W, 3-1	60/46	.407/.243	7/9	31/24	57/43	8.5/7.0
2/2	at #10 Lewis	W, 3-1	62/43	.336/.262	3/3	40/29	58/37	10.5/8.5
2/7	#9 Stanford*	W, 3-2	64/53	.271/.254	2/1	44/29	61/50	13.0/17.0
2/9	#7 BYU*	W, 3-1	39/31	.229/.118	13/7	29/32	36/30	10.0/10.5
2/13	at #6 UC Santa Barbara	L, 2-3	49/47	.252/.353	8/6	35/35	42/38	6.0/7.5
2/16	at #1 Long Beach	L, 0-3	34/30	.260/.404	3/12	16/14	33/28	2.0/6.0
2/20	at Concordia*	W, 3-0	44/24	.356/.101	7/4	32/26	42/24	8.0/6.0
2/24	#14 USC*	W, 3-0	46/30	.420/.349	12/1	23/15	45/27	4.5/7.0
2/27	#4 Pepperdine*	W, 3-2	68/47	.352/.248	5/4	50/30	67/44	10.5/13.0
3/1	at Grand Canyon*	W, 3-1	57/38	.248/.170	1/1	27/28	53/35	7.0/12.0
3/8	Ohio State	W, 3-0	30/21	.297/.017	5/3	13/15	28/21	10.0/5.0
3/9	Penn State	W, 3-0	42/24	.530/.117	7/3	16/15	40/22	5.0/3.5
3/14	at #9 BYU*	L, 2-3	67/56	.268/.285	3/4	55/41	66/54	9.0/9.0
3/16	at #8 Stanford*	L, 2-3	53/66	.274/.430	7/3	26/34	51/64	7.5/10.0
3/27	at #4 Pepperdine*	L, 1-3	54/59	.316/.485	4/7	34/34	53/54	6.0/10.0
3/31	Grand Canyon*	W, 3-1	50/37	.282/.180	8/6	42/40	49/35	9.0/8.0
4/4	#14 Concordia*	W, 3-0	39/27	.322/.110	6/4	30/32	38/25	8.0/5.5
4/6	at #6 USC*	L, 2-3	56/53	.342/.357	7/8	36/36	52/47	3.0/8.0
4/13	#13 Concordia (MPSE Playoffs)	W, 3-0	44/28	.316/.220	9/3	37/31	43/27	8.5/8.0
4/18	#5 USC (MPSE Playoffs at Pepp)	L, 1-3	49/49	.241/.350	7/3	29/32	49/47	7.0/6.0

2019 UCLA MVB Starters

Date	Opponent	W/L	Opp	MB	MB	OH	OH	S	L
1/2	Princeton	W, 3-0	Rattray	Gymah	Younggren	Missry	Matautia	Ma'a	Peed
1/5	UC San Diego	W, 3-1	Rattray	Gymah	Maleski	Missry	Matautia	Ma'a	Peed
1/9	at #12 CSUN	L, 0-3	Rattray	Gymah	Younggren	Missry	Matautia	Ma'a	Peed
1/11	at McKendree	W, 3-0	Rattray	Gymah	Maleski	Missry	Matautia	Ma'a	Pender
1/12	at Lindenwood	W, 3-0	Rattray	Gymah	Younggren	Missry	Matautia	Ma'a	Pender
1/16	#12 UC Santa Barbara	W, 3-0	Rattray	Gymah	Younggren	Missry	Matautia	Ma'a	Pender
1/19	#1 Long Beach State	L, 0-3	Rattray	Gymah	Maleski	Missry	Matautia	Ma'a	Pender
1/25	at UC San Diego	W, 3-1	Rattray	Gymah	Younggren	Missry	Matautia	Ma'a	Pender
1/31	at #7 Loyola-Chi.	W, 3-1	Rattray	Gymah	Maleski	Missry	Matautia	Ma'a	Pender
2/2	at #10 Lewis	W, 3-1	Ad. Parks	Gymah	Maleski	Missry	S. Kobrine	Ma'a	Matautia
2/7	#9 Stanford*	W, 3-2	J.R. Norris	Gymah	Maleski	S. Kobrine	Matautia	Ma'a	Pender
2/9	#7 BYU*	W, 3-1	Ad. Parks	Gymah	Maleski	S. Kobrine	Matautia	Ma'a	Pender
2/13	at #6 UC Santa Barbara	L, 2-3	Ad. Parks	Gymah	Maleski	S. Kobrine	Matautia	Ma'a	Pender
2/16	at #1 Long Beach	L, 0-3	Rattray	Gymah	Maleski	S. Kobrine	Matautia	Ma'a	Pender
2/20	at Concordia*	W, 3-0	Rattray	Gyman	Maleski	S. Kobrine	Matautia	Ma'a	Pender
2/24	#14 USC*	W, 3-0	Rattray	Gymah	Maleski	S. Kobrine	Matautia	Ma'a	Pender
2/27	#4 Pepperdine*	W, 3-2	Rattray	Gymah	Maleski	S. Kobrine	Matautia	Ma'a	Pender
3/1	at Grand Canyon*	W, 3-1	Rattray	Gymah	Maleski	S. Kobrine	Matautia	Ma'a	Pender
3/8	Ohio State	W, 3-0	Rattray	Gymah	Maleski	S. Kobrine	Matautia	Ma'a	Pender
3/9	Penn State	W, 3-0	Rattray	Gymah	Maleski	S. Kobrine	Matautia	Ma'a	Pender
3/14	at #9 BYU*	L, 2-3	Rattray	Gymah	Maleski	S. Kobrine	Eschenberg	Ma'a	Pender
3/16	at #8 Stanford*	L, 2-3	Rattray	Gymah	Maleski	S. Kobrine	Eschenberg	Ma'a	Pender
3/27	at #4 Pepperdine*	L, 1-3	Rattray	Gymah	Maleski	Missry	Ma'a	Ad. Parks	Peed
3/31	Grand Canyon*	W, 3-1	Gymah	Younggren	Maleski	Missry	Ma'a	Ad. Parks	Peed
4/4	#14 Concordia*	W, 3-0	Gymah	Younggren	Maleski	Missry	Ma'a	Ad. Parks	Peed
4/6	at #6 USC*	L, 1-3	Gymah	Younggren	Maleski	Missry	Ma'a	Ad. Parks	Pender
4/13	#13 Concordia (MPSE)	W, 3-0	Gymah	Younggren	Maleski	Missry	Ma'a	Ad. Parks	Pender
4/18	#5 USC (MPSE at Pepp)	L, 1-3	Gymah	Younggren	Maleski	Missry	Ma'a	Ad. Parks	Pender

2019 UCLA MVB Match Indiv. Leaders

Date	Opponent	W/L	Kills	Hit % (min. 8K)	Aces	Digs	Assists	Block Assists
1/2	Princeton	W, 3-0	Rattray-15	Rattray-.348	Gymah-3	Rattray-9	Ma'a-30	Gymah-2
1/5	UC San Diego	W, 3-1	Missry-16	Gymah-.615	Ma'a/Gymah-3	Ma'a-9	Ma'a-37	Gymah/Rattray-5
1/9	at #12 CSUN	L, 0-3	Rattray-8	Rattray-.176	Ma'a/Missry-1	Missry/Matautia-3	Ma'a-24	Gymah-4
1/11	at McKendree	W, 3-0	Rattray-13	Gymah-.917	Maleski, Missry, Gymah, Matautia-1	Ma'a-9	Ma'a-45	Maleski-2
1/12	at Lindenwood	W, 3-0	Rattray-11	Rattray-.286	Ma'a-5	Pender-9	Ma'a-32	Younggren-3
1/16	#12 UCSB	W, 3-0	Rattray-11	Gymah-.714	Ma'a-2	Ma'a, Pender-8	Ma'a-31	Ma'a, Gymah, Matautia, Younggren-1
1/19	#1 Long Beach St.	L, 0-3	Rattray-10	Rattray-.174	Ma'a-4	Ma'a-8	Ma'a-29	Gymah, Matautia-1
1/25	at UC San Diego	W, 3-1	Rattray-21	Rattray-.576	Rattray, Ma'a-3	Matautia-7	Ma'a-47	Gymah-3
1/31	at #7 Loyola-Chi.	W, 3-1	Gymah-18	Gymah-.739	Ma'a-3	Rattray, Ma'a-7	Ma'a-46	Maleski-4
2/2	at #10 Lewis	W, 3-1	Missry-18	Maleski-.600	Missry-2	Ma'a-10	Ma'a-29	Maleski, Gymah-4
2/7	#9 Stanford*	W, 3-2	Gymah-25	Gymah-.553	Ma'a, Gymah-1	Pender-9	Ma'a-57	Maleski-7
2/9	#7 BYU*	W, 3-1	Matautia-13	Gymah-.500	Ma'a-5	Ad. Parks-9	Ma'a-20	Younggren-6
2/13	at #6 UCSB	L, 2-3	S. Kobrine/Gymah-11	Gymah-.400	Maleski, Matautia-2	S. Kobrine-9	Ma'a-39	Maleski, Ma'a-4
2/16	at #1 Long Beach St.	L, 0-3	Gymah-9	Gymah-.692	Rattray, Maleski, Ma'a-1	Ma'a-10	Ma'a-23	none
2/20	at Concordia*	W, 3-0	Rattray-13	Gymah-.529	Rattray-4	Ma'a-11	Ma'a-36	Gymah-4
2/24	#14 USC*	W, 3-0	Rattray-17	Gymah-.722	Ma'a-40	S. Kobrine-7	Ma'a-40	Maleski, Ma'a, Matautia-2
2/27	#4 Pepperdine*	W, 3-2	Matautia-22	Matautia-.486	S. Kobrine, Ma'a, Maleski, Gymah, Matautia-1	Pender-12	Ma'a-60	Maleski-5
3/1	at Grand Canyon*	W, 3-1	Rattray-15	Gymah-.385	Maleski-1	Ma'a-10	Ma'a-51	Gymah-5
3/8	Ohio State	W, 3-0	Matautia-9	Matautia-.353	Maleski-2	Pender-5	Ma'a-27	Maleski, Gymah-3
3/9	Penn State	W, 3-0	Gymah-11	Gymah-.733	Matautia-3	Pender-5	Ma'a-39	Gymah-3
3/14	at #9 BYU*	L, 2-3	Gymah-16	Ma'a-.480	Ma'a-3	Ma'a-15	Ma'a-44	Gymah-5
3/16	at #8 Stanford*	L, 2-3	Rattray-24	Rattray-.486	Ma'a-5	Ma'a-10	Ma'a-26	Maleski-4
3/27	at #4 Pepperdine*	L, 1-3	Ma'a-13	Gymah-.333	Ma'a-2	Ma'a-10	Ad. Parks-44	Gymah-3
3/31	Grand Canyon*	W, 3-1	Ma'a-17	Ma'a-.342	Ma'a-6	Ma'a, Ad. Parks-12	Ad. Parks-40	Younggren-4
4/4	#14 Concordia*	W, 3-0	Gymah-14	Gymah-.290	Maleski, Gymah-3	Missry-8	Ad. Parks-33	Gymah, Younggren-4
4/6	at #6 USC*	L, 2-3	Gymah-21	Ma'a-.395	Maleski, Ma'a-3	Ma'a, Gymah-7	Ad. Parks-50	Younggren-1
4/13	#13 Concordia (MPSE)	W, 3-0	Missry-14	Missry-.464	Ma'a, Missry-4	Ad. Parks-14	Ad. Parks-35	Younggren-5
4/18	#5 USC (MPSE at Pepp)	L, 1-3	Missry-14	Missry-.462	Ma'a, Rattray-3	Rattray-6	Ma'a-29	Gymah-3

2019 UCLA vs. the Conferences (all five conferences receive an automatic bid to NCAA Try.)

UCLA vs. MPSF: 9-5

UCLA vs. the Big West: 3-4

UCLA vs. FIVA (Eastern Intercollegiate Volleyball Assoc.): 2-0

UCLA vs. MIVA (Midwest Intercollegiate Volleyball Assoc.): 5-0

UCLA vs. Conference Carolinas: 0-0

UCLA CAREER LEADERS WATCH (leaders from 2001-present)

Block Assists

1. Thomas Amberg, 2009-12	424
2. Paul Johnson, 2002-05	325
3. Mitch Stahl, 2014-17	322
4. Scott Morrow, 2001-03	281
5. Nick Vogel, 2009-12	263
6. Daenan Gyimah, 2016-	259

Block Solos

1. Garrett Muagututia, 2007-10	44
2. Thomas Amberg, 2009-12	42
3. Paul Johnson, 2002-05	40
4. Steve Klosterman, 2004-07	39
5. Nick Vogel, 2009-12	36
6. Chris Peña, 2001-04	35
7. Jonathan Acosta, 2001-04	32
8. Daenan Gyimah, 2016-	31

Aces

1. Micah Ma'a, 2016-19	208
2. Gonzalo Quiroga, 2011-14	194
3. Mitch Stahl, 2014-17	129
4. Garrett Muagututia, 2007-10	99
Kevin Ker, 2007-2010	99
6. Paul Johnson, 2002-05	90
7. Dylan Missry, 2016-	86
8. JT Hatch, 2015-18	82
Other: Daenan Gyimah, 2016-	80

Total Blocks

1. Thomas Amberg, 2009-12	466
2. Paul Johnson, 2002-05	365
3. Mitch Stahl, 2014-17	345
4. Scott Morrow, 2001-03	302
5. Nick Vogel, 2009-12	299
6. Steve Klosterman, 2004-07	292
7. Chris Peña, 2001-04	291
8. Daenan Gyimah, 2016-	290

BRUIN 2019 STAT LEADERS

2019 UCLA 10+ KILL MATCHES

Gyimah - 16
Rattray - 14
Matautia - 7
Missry - 5
Ma'a / S. Kobrine - 4

2019 UCLA 3+ ACE MATCHES

Ma'a - 13
Gyimah - 4
Rattray - 3
Maleski / Matautia / S. Kobrine - 1

2019 UCLA 6 OR MORE BLOCK ASSIST MATCHES

Younggren - 2
Maleski - 1

2019 UCLA 20+ KILL MATCHES

Rattray - 2
Gyimah - 2
Matautia - 1

2019 UCLA # MATCHES LED TEAM IN KILLS

includes co-leaders

Rattray - 10
Gyimah - 7
Missry - 4
Matautia - 3
Ma'a - 2

2019 UCLA 10+ DIG MATCHES

Ma'a - 8
Ad. Parks / Matautia / Pender - 1

2019 UCLA # MATCHES LED TEAM IN DIGS

includes co-leaders

Ma'a - 13
Pender - 4
Ad. Parks / Matautia - 3
Rattray / S. Kobrine / Missry - 2

2019 UCLA: # MATCHES LED TEAM IN BLK. AST.

includes co-leaders

Gyimah - 14
Maleski - 9
Younggren - 5
Ma'a - 3

2019 UCLA: INDIV. MATCH HIGHS

Attack % (8K min.): .917 by Daenan Gyimah at McKendree, 1/11/19
Kills: 25 by Daenan Gyimah vs. Stanford, 2/7/19
Tot. Att.: 39 by Daenan Gyimah vs. Grand Canyon, 3/31/19
Points: 27.5 by Daenan Gyimah vs. Stanford, 2/7/19
Assists: 60 by Micah Ma'a vs. Pepperdine, 2/27/19
Digs: 15 by Micah Ma'a at BYU, 3/14/19
Aces: 6 by Micah Ma'a vs. Grand Canyon, 3/31/19
BS: 3 by Daenan Gyimah vs. UCSD, 1/5/19
BA: 7 by Grant Maleski vs. Stanford, 2/7/19

2019 UCLA: TEAM MATCH HIGHS

Attack %: .530 vs. Penn St., 3/9/19
Kills: 68 vs. Pepperdine, 2/27/19
Tot. Att.: 153 at BYU, 3/14/19
Assists: 67 vs. Pepperdine, 2/27/19
Digs: 55 at BYU, 3/14/19
Aces: 13 vs. BYU, 2/9/19
BS: 4, last vs. Ohio St., 3/8/19
BA: 22 vs. Stanford, 2/7/19

2019 UCLA: TEAM MATCH LOWS

Attack %: .200 at CSUN, 1/9/19
Kills: 30 vs. Ohio St., 3/8/19
Tot. Att.: 63 vs. Princeton, 1/2/19
Assists: 26 at CSUN, 1/9/19
Digs: 13, last vs. Ohio St., 3/8/19
Aces: 1 at Grand Canyon, 3/1/19
Total Blocks: 2.0, 3xs last vs. Long Beach, 2/16/19
BS: 0, last at Grand Canyon, 3/1/19
BA: 0 at Long Beach St., 2/16/19

2019 OPPT.: TEAM MATCH HIGHS

Attack %: .485 at Pepperdine, 3/27/19
Kills: 66 at Stanford, 3/16/19
Tot. Att.: 137 at BYU, 3/14/19
Assists: 64 at Stanford, 3/16/19
Digs: 41 at BYU, 3/14/19
Aces: 12 at Long Beach St., 2/16/19
Total Blocks: 17.0 vs. Stanford, 2/7/19
BS: 6 vs. Pepperdine, 2/27/19
BA: 28 vs. Stanford, 2/7/19

2019 OPPT: INDIV. MATCH HIGHS

Attack % (8K min.): .667 by George Huhmann, Princeton, 1/2/19
Kills: 23 by Jordan Ewert at Stanford, 3/16/19
Tot. Att.: 47 by Davide Gardini at BYU, 3/14/19
Points: 25.0 by Jordan Ewert at Stanford, 3/16/19
Assists: 52 by Paul Bischoff, vs. Stanford, 3/16/19
Digs: 15 by Michael Wexler, at Pepperdine, 3/27/19
Aces: 5 by TJ DeFalco, at Long Beach St., 2/16/19
BS: 3 by David Wiczorek, vs. Pepperdine, 2/27/19
BA: 7 by Kevin Vaz, last at Pepperdine, 3/27/19

2019 OPPT.: TEAM MATCH LOWS

Attack %: .017 by Ohio St., 3/8/19
Kills: 21 by Ohio St., 3/8/19
Tot. Att.: 57 at Long Beach St., 2/16/19
Assists: 20 at McKendree, 1/11/19
Digs: 8 by Princeton, 1/2/19
Aces: 1, last at Grand Canyon, 3/1/19
Total Blocks: 3.0 vs. UCSB, 1/16/19
BS: 0, last Concordia, 4/4/19
BA: 3 by Penn St., 3/9/19

2020 UCLA MEN'S VOLLEYBALL TV ROSTER



**#1
KYLE VOM STEEG**
Opp :: 6-7 :: 215 :: Fr.
Laguna Niguel, Calif.
Aliso Niguel HS



**#2
J.R. NORRIS IV**
OPP :: 6-5 :: 210 :: R-So.
Lancaster, Calif.
Quartz Hill HS




**#3
COLE KETRZYNSKI**
OH/Opp :: 6-8 :: 200 :: Fr.
Toronto, Ontario, Canada
York Mills Collegiate Institute



**#4
COLE PENDER**
L/OH :: 6-2 :: 155 :: So.
Newport Beach, Calif.
Newport Harbor HS



**#5
SAM KOBRINE**
OH :: 6-3 :: 190 :: R-Jr.
Newport Beach, Calif.
Corona del Mar HS



**#6
MARCUS PARTAIN**
S :: 6-2 :: 165 :: Fr.
Pacific Palisades, Calif.
Palisades Charter HS




**#7
IAN PARISH**
MB :: 6-9 :: 235 :: R-So.
Marina del Rey, Calif.
Loyola HS



**#8
KEVIN KOBRINE**
Opp/OH :: 6-5 :: 180 :: R-Fr.
Newport Beach, Calif.
Corona del Mar HS



**#9
BRANDON RATTRAY**
Opp :: 6-5 :: 195 :: R-Sr.
San Diego, Calif.
Rancho Bernardo HS/ U. Hawai'i



**#10
GRANT MALESKI**
MB :: 6-9 :: 180 :: Jr.
Long Grove, Ill.
Stevenson HS



**#11
COLE JOHNSON**
OH :: 6-7 :: 225 :: R-Fr.
York, Pa.
Central York HS



**#12
ALEX KNIGHT**
OH :: 6-6 :: 180 :: Jr.
Culver City, Calif.
Pacifica Christian HS



**#13
MERRICK McHENRY**
OH/Opp :: 6-7 :: 165 :: Fr.
Bedford, Texas
L.D. Bell HS



**#14
COLE POWER**
L :: 5-11 :: 145 :: Fr.
Huntington Beach, Calif.
Edison HS



**#15
DANIEL MATHENEY**
MB :: 6-7 :: 210 :: R-Fr.
Hawthorne, Calif.
Bishop Montgomery HS




**#16
DAENAN GYIMAH**
MB :: 6-8 :: 185 :: Sr.
Scarborough, Ontario, Canada
Sir Oliver Mowat Collegiate Institute



**#17
SAM BURGI**
OH :: 6-5 :: 180 :: R-Fr.
Laguna Beach, Calif.
Laguna Beach HS



**#18
CHRIS OREM**
MB :: 6-9 :: 205 :: R-Jr.
Mission Viejo, Calif.
Orange Coast Coll./Capo Valley HS



**#19
IAN ESCHENBERG**
OH :: 6-5 :: 195 :: So.
Newbury Park, Calif.
Newbury Park HS



**#20
ETHAN HILL**
MB :: 6-7 :: 180 :: Fr.
San Clemente, Calif.
St. Margaret's Episcopal School



**#21
MADS KYED JENSEN**
S/Opp :: 6-10 :: 230 :: Fr.
Copenhagen, Denmark
Falkovergaarden School



**#22
ADAM PARKS**
S :: 6-5 :: 190 :: R-So.
Oak Park, Calif.
Oak Park HS



**#23
AUSTIN MATAUTIA**
OH :: 6-4 :: 180 :: Sr.
Ewa Beach, Hawai'i
Moanalua HS/U. Hawai'i



**#24
MATT YOUNGGREN**
MB :: 6-9 :: 195 :: R-Sr.
Escondido, Calif.
Mt. Carmel HS/ UC Irvine

UCLA MVB Stats
UCLA Combined Team Statistics (as of Dec 30, 2019)
All matches

Overall record: 19-9 Conf: 8-4 Home: 10-1 Away: 7-7 Neutral: 2-1

##	Player	sp	Attack					Set		Serve			Dig			Blocking						points
			k	k/s	e	ta	pct	a	a/s	sa	se	sa/s	re	dig	dig/s	bs	ba	total	blk/s	be	bhe	
9	Brandon Rattray	79	263	3.33	111	491	.310	3	0.04	24	73	0.30	4	88	1.11	1	36	37	0.47	3	0	306.0
16	Daenan Gyimah	104	311	2.99	72	550	.435	10	0.10	25	116	0.24	1	51	0.49	11	70	81	0.78	17	0	382.0
12	Dylan Missry	59	148	2.51	35	332	.340	18	0.31	15	59	0.25	22	73	1.24	0	12	12	0.20	1	1	169.0
23	Austin Matautia	68	164	2.41	62	346	.295	15	0.22	13	62	0.19	30	74	1.09	5	24	29	0.43	2	0	194.0
5	Sam Kobrine	65	129	1.98	64	311	.209	20	0.31	13	48	0.20	13	80	1.23	1	21	22	0.34	1	0	153.5
13	Micah Ma'a	105	147	1.40	45	335	.304	851	8.10	67	101	0.64	9	203	1.93	8	47	55	0.52	7	2	245.5
2	J.R. Norris	3	4	1.33	7	13	-.231	0	0.00	0	1	0.00	0	2	0.67	0	0	0	0.00	0	0	4.0
19	Ian Eschenberg	13	17	1.31	12	46	.109	3	0.23	0	15	0.00	6	12	0.92	0	3	3	0.23	1	0	18.5
10	Grant Maleski	91	92	1.01	34	173	.335	7	0.08	19	88	0.21	3	28	0.31	5	58	63	0.69	10	0	145.0
24	Matt Younggren	46	44	0.96	12	78	.410	1	0.02	6	25	0.13	0	11	0.24	1	37	38	0.83	7	0	69.5
22	Adam Parks	45	28	0.62	12	60	.267	294	6.53	0	13	0.00	1	61	1.36	1	13	14	0.31	1	2	35.5
6	Jonah Kay	3	1	0.33	0	1	1.000	1	0.33	0	0	0.00	0	2	0.67	0	0	0	0.00	0	0	1.0
1	Garland Peed	25	1	0.04	0	1	1.000	17	0.68	0	0	0.00	7	28	1.12	0	0	0	0.00	0	0	1.0
21	Spencer Sachs	3	0	0.00	0	0	.000	0	0.00	0	0	0.00	0	1	0.33	0	0	0	0.00	0	0	0.0
3	Alex Parks	1	0	0.00	0	0	.000	0	0.00	0	0	0.00	0	0	0.00	0	0	0	0.00	0	0	0.0
14	Sam Jones	25	0	0.00	0	0	.000	4	0.16	0	1	0.00	1	13	0.52	0	0	0	0.00	0	0	0.0
4	Cole Pender	86	0	0.00	0	0	.000	35	0.41	0	0	0.00	29	112	1.30	0	0	0	0.00	0	1	0.0
18	Chris Orem	1	0	0.00	0	0	.000	0	0.00	0	0	0.00	0	0	0.00	0	0	0	0.00	0	0	0.0
UCLA		105	1349	12.85	466	2737	.323	1280	12.19	182	602	1.73	133	839	7.99	33	321	193.5	1.84	50	6	1724.5
Opponents		105	1041	9.91	404	2455	.259	969	9.23	131	434	1.25	180	721	6.87	42	365	224.5	2.14	39	12	1396.5

Team Statistics	UCLA	OPP
ATTACK		
Kills	1349	1041
Errors	466	404
Total Attacks	2737	2455
Attack Pct	.323	.259
Kills/Set	12.8	9.9
SET		
Assists	1280	969
Attempts	2662	2405
Assist Pct	.481	.403
Assists/Set	12.2	9.2
SERVE		
Aces	182	131
Errors	602	434
Attempts	2380	2277
Serve Pct	.747	.809
Aces/Set	1.7	1.2
SERVE RECEPTIONS		
Errors	133	180
Errors/Set	1.3	1.7
Attempts	1845	1775
Reception Pct	.928	.899
DEFENSE		
Digs	839	721
Digs/Set	8.0	6.9
BLOCKING		
Block Solo	33	42
Block Assist	321	365
Total Blocks	193.5	224.5
Blocks/Set	1.8	2.1
Block Errors	50	39
Ball handling errors	6	12
ATTENDANCE		
Total	13441	17121
Dates/Avg Per Date	11/1222	14/1223
Neutral site #/Avg	3/806	
Current win streak	0	-
Home win streak	7	-

Date	Opponent	Score	Score by set	Att.
Jan 02	PRINCETON	w 3-0	25-17,26-24,25-18	863
Jan 05	UC SAN DIEGO	w 3-1	25-20,25-13,23-25,25-19	910
Jan 9	at #12 CSUN	L 0-3	22-25,16-25,23-25	525
Jan 11	at McKendree	w 3-0	25-20,29-27,25-21	487
Jan 12	at Lindenwood	w 3-0	26-24,25-17,25-23	245
Jan 16	#12 UC SANTA BARBARA	w 3-0	25-20,25-16,25-21	633
Jan 19	#1 LONG BEACH STATE	L 0-3	27-29,22-25,17-25	2793
Jan 25	at UC San Diego	w 3-1	20-25,25-17,25-15,25-23	1648
Jan 31	at #7 Loyola Chicago	w 3-1	27-25,23-25,25-21,25-23	1527
Feb 02	at #10 Lewis	w 3-1	18-25,25-20,25-19,25-20	979
*Feb 07	#9 STANFORD	w 3-2	21-25,25-14,16-25,26-24,15-10	805
*Feb 09	#7 BYU	w 3-1	16-25,25-14,25-19,25-18	1615
Feb 13	at #6 UC Santa Barbara	L 2-3	18-25,25-21,20-25,25-19,12-15	487
Feb 16	at #1 Long Beach State	L 0-3	20-25,17-25,19-25	3054
*Feb 20	at CUI	w 3-0	25-17,26-24,25-17	154
*Feb 24	#14 USC	w 3-0	25-21,25-21,25-22	3006
*Feb 27	#4 PEPPERDINE	w 3-2	29-31,17-25,25-20,25-18,15-9	618
*Mar 01	at Grand Canyon	w 3-1	25-20,21-25,25-23,25-23	1889
Mar 08	vs Ohio State	w 3-0	25-21,25-20,25-21	300
Mar 09	vs Penn State	w 3-0	25-12,25-19,25-21	300
*Mar 14	at #9 BYU	L 2-3	32-30,25-21,20-25,16-25,15-17	2746
*Mar 16	at #8 Stanford	L 2-3	25-23,21-25,19-25,25-23,10-15	1338
*Mar 27	at #4 Pepperdine	L 1-3	21-25,31-29,16-25,17-25	1042
*Mar 31	GRAND CANYON	w 3-1	25-18,19-25,25-23,25-22	790
*Apr 04	#14 CUI	w 3-0	25-19,25-19,25-19	806
*Apr 06	at #6 USC	L 2-3	25-19,15-25,25-14,20-25,11-15	1000
Apr 13	#13 CUI	w 3-0	25-21,25-23,25-17	602
Apr 18	vs #5 USC	L 1-3	21-25,18-25,27-25,23-25	1818

Record in 3-set matches:10-3 • Record in 4-set matches:7-2 • Record in 5-set matches:2-4