



DAEMEN

WILDCATS

ATHLETIC COMMUNICATIONS | MBB Contact: Mike Miranto
(716) 839-8385 | mmiranto@daemen.edu | @DaemenMBB

2021-22 DAEMEN MEN'S BASKETBALL GAME NOTES

GAME # 7

Date Nov. 29
Time 5:30 PM
Location West Liberty, W.Va.
Venue WLU ASRC
TV/Webstream MEC Network
Live Stats hilltoppersports.com

SCHEDULE/RESULTS

OVERALL: 3-3 | **ECC:** 1-0 | **STREAK:** W1
HOME: 1-0 | **AWAY:** 1-2 | **NEUTRAL:** 1-1

OCTOBER (1-2)

29 vs. (RV) MSU Moorhead ^ W, 67-63
30 vs. #4 Colorado Mesa ^ L, 76-65
31 at #3 West Texas A&M ^ L, 69-66

NOVEMBER (2-1)

4 at Buffalo # Canceled
8 **MEDAILLE #** Canceled
12 **U. SCIENCES %** Canceled
13 **BENTLEY %** Canceled
18 at #12/#15 Mercyhurst L, 85-63
23 at Staten Island * W, 80-61
27 **ST. ROSE** **W, 83-71**
29 at #7/#4 West Liberty 5:30 PM

DECEMBER (0-0)

6 at Le Moyne 5:30 PM
8 **ROBERTS WESLEYAN *** **7:30 PM**
12 **BRIDGEPORT *** **1 PM**
18 **FRANKLIN PIERCE \$** **11 AM**
20 at Dist. Columbia * 3 PM
30 **STONEHILL** **12 PM**

JANUARY (0-0)

1 **ST. ANSELM** **1 PM**
3 at Clarion 3 PM
8 at D'Youville * 12 PM
14 **MOLLOY *** **7:30 PM**
16 **QUEENS *** **2 PM**
21 at St. Thomas Aquinas * 7:30 PM
23 at Mercy * 2 PM
28 **STATEN ISLAND *** **7:30 PM**
30 **DIST. COLUMBIA *** **2 PM**

FEBRUARY (0-0)

2 at Roberts Wesleyan * 8 PM
5 at Bridgeport * 3 PM
9 **D'YOUVILLE *** **7:30 PM**
18 **ST. THOMAS AQUINAS *** **7:30 PM**
20 **MERCY *** **2 PM**
24 at Molloy * 7 PM
26 at Queens * 1:30 PM

HOME GAMES IN BOLD CAPS

^ D2CCA Tip-Off Classic (Canton, Texas)

Exhibition Game

% East Region Challenge

\$ Game Played At KeyBank Center (Buffalo, N.Y.)

* East Coast Conference Game

THE MATCHUP



West Liberty
4-1 (1-1 MEC)
7
4

Ben Howlett
5th season
103-19 (.844)
P. Robinson (22.0)
B. Butler (7.0)
P. Robinson (4.6)
@WLUHoops
hilltoppersports.com



Daemen
3-3 (1-0 ECC)

Team Record
NABC Ranking
D2SIDA Ranking
Head Coach
Experience
Career Record
Top Scorer
Top Rebounder
Top Assists
Twitter
Website

Mike MacDonald
25th season
399-286 (.582)
A. Sischo (22.0)
A. Sischo (12.5)
S. Fasoyiro (3.5)
@DaemenMBB
daemenwildcats.com

PROBABLE STARTERS



#	Name	Pos.	Ht.	Yr.	PPG	RPG	APG	FG%	3FG%
2	S. Fasoyiro	G	6-3	Gr.	13.5	5.7	3.5	.424	.267
4	K. Harris	G	6-3	Gr.	3.2	3.2	2.3	.158	.227
5	R. Salzberg	G	6-4	Jr.	6.8	1.6	2.0	.464	.462
22	A. Sischo	C	6-9	Gr.	22.0	12.5	0.0	.632	.600
25	R. Bradley	F	6-7	R-Jr.	6.3	4.8	0.7	.432	.500

OFF THE BENCH

11	J. Johnson	G	6-0	So.	1.3	0.3	0.3	.500	.333
13	N. MacDonald	G	6-5	Jr.	8.0	1.8	1.7	.361	.385
15	A. Mason	G	6-3	So.	8.0	2.0	1.8	.524	.600
23	J. Hemphill	F	6-6	So.	0.6	1.2	0.4	.250	.000
33	J. Atkins	G/F	6-5	R-Jr.	3.8	2.7	0.2	.455	.000

NUMERICAL ROSTER

#	Name	Pos.	Ht.	Yr.	Hometown
2	Sean Fasoyiro	G	6-3	Gr.	Houston, Texas
3	Tyler Hind	G	5-11	So.	Randolph, N.Y.
4	Kyle Harris	G	6-3	Gr.	Buffalo, N.Y.
5	Ryan Salzberg	G	6-4	Jr.	Manlius, N.Y.
10	Trevor Book	G	6-4	R-Jr.	N. Tonawanda, N.Y.
11	Juston Johnson	G	6-0	So.	Buffalo, N.Y.
12	Patrick Higgins	G	5-10	R-So.	Pennington, N.J.
13	Nick MacDonald	G	6-5	Jr.	Amherst, N.Y.
15	Andrew Mason	G	6-3	So.	Webster, N.Y.
21	Sayeed Osorio	G	6-1	Sr.	New York, N.Y.
22	Andrew Sischo	C	6-9	Gr.	Guilderland, N.Y.
23	Justin Hemphill	F	6-6	So.	Buffalo, N.Y.
24	Ziv Basden	F	6-5	Gr.	Nassau, Bahamas
25	Ryan Bradley	F	6-7	R-Jr.	Niagara Falls, N.Y.
30	Zecaree Veiga	F	6-4	Gr.	Riverside, R.I.
33	Joey Atkins	F	6-5	R-Jr.	Watervliet, N.Y.
35	Tyler Putney	G	6-6	Fr.	Fredonia, N.Y.
45	Justin Pouppey	G	5-10	R-So.	Buffalo, N.Y.
50	Tony Arnold	G	6-1	So.	Rochester, N.Y.

COACHING STAFF

Head Coach: **Mike MacDonald** (St. Bonaventure '88); 8th season
 Assistant Coach: **Ryan Grandits** (Medaille '15)
 Assistant Coach: **Matt Hart** (George Washington '17)
 Assistant Coach: **Matt Hartman** (Hilbert '21)
 Director of Player Development: **David Johnson** (Daemen '10)
 Athletic Trainer: **Jeff Sage** (SUNY Brockport '94)
 Strength & Conditioning Coach: **Katie Eschner** (Slippery Rock '15)

PRONUNCIATIONS

2	Sean FASOYIRO	Fass-oh-yeer-oh
3	Tyler HIND	High-nd
11	JUSTON Johnson	Justin
21	SAYEED OSORIO	Sy-eed Oh-sor-ee-oh
22	Andrew SISCHO	Siss-koh
23	Justin HEMPHILL	Hemp-hill
24	Ziv BASDEN	Bayz-din
30	Zecaree VEIGA	Vay-gah
45	Justin POUMPEY	Pom-pay

BUILDING THE WILDCATS

BY POSITION

Guard	13	Freshman	1
Forward	5	R-Freshman	0
Center	1	Sophomore	5

BY HEIGHT

6-9	1	R-Junior	3
6-7	1	Senior	1
6-6	2	R-Senior	0
6-5	3	Graduate	5
6-4	3		
6-3	3		
6-1	2		
6-0	1		
5-11	1		
5-10	2		

BY STATE/COUNTRY

New Jersey	1
New York	15
Rhode Island	1
Texas	1
Bahamas	1

QUICK FACTS

GENERAL INFORMATION

Location	Amherst, N.Y.
Founded	1947 (as Rosary Hill College)
Enrollment	2,760
School Colors	Medium Blue, Gray & White
Nickname	Wildcats
Home Facility	Lumsden Gymnasium
Capacity	1,000
Opened	1984
Affiliation	NCAA Division II
Conference	East Coast Conference (ECC)
President	Dr. Gary A. Olson
Director of Athletics	Traci Murphy
Senior Woman Administrator	Karen Roehling
Faculty Athletics Representative	Kevin Telford
Athletics Department Phone	(716) 839-8346

HISTORY

Start of Modern Statistical Era	1986-87
Overall Record (Win %)	591-452 (.567)
NAIA Membership	1986-87 to 2011-12
American Midwest Conference	2001-02 to 2011-12
NAIA Tournament Berths / Years	4 / 2000, 2004, 2006, 2012
NAIA Era Record / # of Seasons	401-379 / 26
USCAA Membership	2012-13 to 2014-15
USCAA Tournament Berths / Years	3 / 2013, 2014, 2015
USCAA National Championships / Years	1 / 2015
USCAA Era Record / # of Seasons	69-23 / 3
NCAA Division II Transition Period	2012-13 to 2014-15
NCAA Division II Membership	2015-15 to Present
East Coast Conference	2013-14 to Present
ECC Record / # of Seasons	107-33 / 8
ECC Regular Season Titles / Years	2 / 2014, 2019
NCAA Tournament Berths / Years	3 / 2019, 2020, 2021
NCAA Regional Championships / Years	1 / 2021
NCAA Era Record / # of Seasons	121-50 / 7

ECC/NCAA ERA YEAR-BY-YEAR

Season	Overall		Conference		Coach
	W-L	Pct.	W-L	Pct.	
2013-14 *	21-7	.750	17-3	.850	D. Silveri
2014-15 *	21-10	.677	13-7	.650	M. MacDonald
2015-16 ^	19-10	.655	14-6	.700	M. MacDonald
2016-17	19-9	.679	12-6	.667	M. MacDonald
2017-18	22-8	.733	15-3	.833	M. MacDonald
2018-19	24-6	.800	16-2	.889	M. MacDonald
2019-20	24-8	.750	12-4	.750	M. MacDonald
2020-21	10-6	.625	7-2	.778	M. MacDonald
2021-22	3-3	.500	1-0	1.000	M. MacDonald

* ineligible for ECC/NCAA postseason (transition period)

^ first season of full NCAA Division II membership

2013-14 ECC Regular Season Champions

2015-16 ECC Championships Finalist

2018-19 ECC Regular Season Champions

2020-21 ECC Championships Finalist

2019 NCAA Tournament

2020 NCAA Tournament

2021 NCAA Tournament | East Region Champions | Elite Eight

RADIO/TV ROSTER



#2 Sean Fasoyiro
6-3 | G | Gr.
Houston, Texas



#3 Tyler Hind
5-11 | G | So.
Randolph, N.Y.



#4 Kyle Harris
6-3 | G | Gr.
Buffalo, N.Y.



#5 Ryan Salzberg
6-4 | G | Jr.
Manlius, N.Y.



#10 Trevor Book
6-4 | G | R-Jr.
N. Tonawanda, N.Y.



#11 Juston Johnson
6-0 | G | So.
Buffalo, N.Y.



#12 Patrick Higgins
5-10 | G | R-So.
Pennington, N.J.



#13 Nick MacDonald
6-5 | G | Jr.
Amherst, N.Y.



#15 Andrew Mason
6-3 | G | So.
Webster, N.Y.



#21 Sayeed Osorio
6-1 | G | Sr.
New York, N.Y.



#22 Andrew Sischo
6-9 | C | Gr.
Guilderland, N.Y.



#23 Justin Hemphill
6-6 | F | So.
Buffalo, N.Y.



#24 Ziv Basden
6-5 | F | Gr.
Nassau, Bahamas



#25 Ryan Bradley
6-7 | F | R-Jr.
Niagara Falls, N.Y.



#30 Zecaree Veiga
6-4 | F | Gr.
Riverside, R.I.




#33 Joey Atkins
6-5 | F | R-Jr.
Watervliet, N.Y.



#35 Tyler Putney
6-6 | G | Fr.
Fredonia, N.Y.




#45 Justin Pouppey
5-10 | G | R-So.
Buffalo, N.Y.



#50 Tony Arnold
6-1 | G | So.
Rochester, N.Y.



Mike MacDonald
Head Coach



Ryan Grandits
Assistant Coach



Matt Hart
Assistant Coach



Matt Hartman
Assistant Coach



David Johnson
Player Development

BY THE NUMBERS

1986-87

First Season of Modern Era

591

Modern Era Wins

.880

Home Winning Percentage
Since 2011-12

27

Most Wins In A Season
(2012-13)

27

1,000 Point Scorers

23

Winning Seasons

13

20-Win Seasons

10

National Tournament Berths
(NAIA, USCAA, NCAA)

2015-16

First Season Of NCAA Era

121

NCAA Era Wins

107

East Coast Conference Wins

24

Most Wins Of NCAA Era
(2018-19, 2019-20)

23

All-ECC Selections

2

East Coast Conference
Regular Season
Championships

3

NCAA Tournament Berths

2

Consensus All-American

JUMP BALL

Daemen's loaded non-conference slate continues Monday when the Wildcats visit nationally ranked West Liberty. The Hilltoppers are the defending champions of the Atlantic Region and are ranked in the top 10 of both Division II national polls (#7 NABC, #4 D2SIDA). West Liberty will be the fourth nationally ranked opponent the Daemen has faced this season. The Wildcats are coming off an 83-71 win in their home opener Saturday over Saint Rose, a team that is receiving votes in the NABC top-25 poll.

RELOADED

Daemen returns 11 players, including all five starters, from their regional championship team - players responsible for 98% of scoring, 99% of rebounding and assists from a season ago. None is bigger, both literally and figuratively, than center Andrew Sischo who returns for a fifth collegiate season after averaging 26.9 points and 13.0 rebounds per game last season. Fellow All-ECC picks Sean Fasoyiro (13.9 ppg, 7.1 rpg, 3.9 apg) and Kyle Harris (12.5 ppg, 39% 3PT) also return, along with Ryan Salzberg (8.6 ppg, 36% 3PT) and Andrew Mason (12.6 ppg, 6.1 rpg, 49% 3PT).

A MAGICAL RUN

The Wildcats earned their third consecutive NCAA tournament berth and captured their first regional title last March. After entering the tournament as the No. 2 seed in the East Regional, the Wildcats ran to an 81-69 win over third-seeded Bloomfield in the regional semifinals, marking the program's first-ever NCAA tournament victory. The Wildcats followed up with a 71-70 defeat of top-seeded St. Thomas Aquinas in the regional final, avenging a loss just nine days prior in the ECC Championship final. Andrew Sischo was named the Most Outstanding Player of the East Regional after netting 25 points and grabbing 13 rebounds in the final. The Wildcats' run came to an end just over a week later in Evansville, Indiana where they suffered a 97-83 loss in the Elite Eight to top-seeded and eventual national runner-up West Texas A&M. The Wildcats finished with a 10-6 overall record and were ranked ninth in the final D2SIDA national media poll.

BIG MAN ON CAMPUS

Graduate student Andrew Sischo is arguably the most decorated Daemen student-athlete of all-time. He is the active scoring (2,355) and rebounding (1,176) leader among all NCAA Division II players. A two-time consensus All-American, Sischo is coming off his finest season to date as he averaged career-highs in scoring (26.9 ppg - a Daemen single season record) and rebounding (13.0 rpg). Sischo has scored 10+

points in 71 of his last 72 games, and has gone for 20+ points in 23 of his last 27 contests. He has 65 double-doubles in 110 career games and has led Division II in double-doubles in each of the last two seasons. Sischo was named the East Conference Preseason Player of the Year for an unprecedented fourth time.

MILESTONE MOMENTS

Andrew Sischo recently surpassed a pair of milestones, adding to his collection of career achievements. In Daemen's season opener vs. Minnesota State Moorhead, Sischo became Daemen's all-time leading rebounder, supplanting Alex Nwora who had 1,103 rebounds in his career from 1989-93. The following night against Colorado Mesa, Sischo became the all-time leading scorer in East Coast Conference history, breaking the benchmark of 2,247 points set by former St. Thomas Aquinas star Justin Reyes from 2014-18. Sischo became Daemen's all-time scoring leader last season and is the first player in program history to reach 2,000 points. He is only the second player in ECC history (Reyes) with 2,000 points and 1,000 rebounds, and he already holds Daemen and ECC records for career field goals (937). He passed Reyes for second on the ECC's all-time rebounding list during a 13-rebound outing vs. Mercyhurst. He needs 105 rebounds to become the ECC's all-time leader. He's also just 45 points shy of becoming only the fourth player in the history of the East Region to reach 2,400 points.

RETURN OF THE MAC

Mike MacDonald returns for his eighth season on Daemen's bench and his 25th overall as a collegiate head coach. The veteran mentor has led Daemen to a 142-60 record since taking the reins in 2014. The Wildcats rank second in victories among all East Coast Conference and New York State Division II teams in that span. MacDonald is among an elite fraternity of coaches to have achieved 100 victories across all three NCAA divisions, and he stands just one win shy of 400 for his career.

ALL IN THE FAMILY

Daemen's most high-profile roster addition came in the form of 6-foot-5 guard Nick MacDonald, the son of head coach Mike MacDonald, who elected to transfer after two seasons at Division I Niagara. The younger MacDonald provides another three-point shooting option to an already potent team. The Wildcats ranked second in the ECC and 32nd nationally last season by averaging 9.6 made three-pointers per game. MacDonald shot 35% from deep and connected on 50 three-pointers in his two seasons with the Purple Eagles.



WEST LIBERTY SCOUTING REPORT

West Liberty is a member of the Mountain East Conference and head coach Ben Howlett leads a program that has been a perennial contender in the Atlantic Region. The Hilltoppers boast 12 consecutive NCAA tournament berths and six regional championships. West Liberty is the defending Atlantic Region champion and the second 2021 Elite Eight participant that Daemen has faced this season (West Texas A&M).

The Hilltoppers are off to a 4-1 start this season and are ranked in the top 10 of both Division II national polls (No. 7 NABC, No. 4 D2SIDA). They are employing their signature up-tempo style and are among the national leaders in scoring offense, averaging 97.6 points per game. The Hilltoppers have topped 100 points twice this season but are coming off an 82-81 loss to conference foe Notre Dame (Ohio) last Tuesday.

Junior guard Pat Robinson III leads a trio of double-figure scorers, averaging 22.0 points per game. Robinson netted a season-high 30 points in WLU's 108-93 win over East Stroudsburg and is shooting over 50% from the field and 35% from three-point range. He'll enter Monday's game ranking 44th in WLU program history with 1,137 career points.

Sophomore forward Bryce Butler (17.0 ppg) and junior guard Malik McKinney (13.8 ppg) are also producing offensively, while senior forward Marlon Moore is contributing 9.8 points per game off the bench.

West Liberty has been particularly good at home where they've won 85 of their last 90 contests and are 73-5 in non-conference games over the last 18 seasons.

THE SERIES: DAEMEN VS. WEST LIBERTY

All-Time Series	1-1
At Daemen	1-0
At West Liberty	0-0
At Neutral Site	0-1
Current Streak	Won 1



LAST 10 MEETINGS

Date	Site	Result
11/16/19	Amherst, N.Y.	W, 98-83
11/25/94	Canton, Ohio	L, 95-67

CURRENT ROSTER VS. WEST LIBERTY

Player	GP	PPG	RPG	Series High Pts
Fasoyiro	0	-	-	-
Hind	0	-	-	-
Harris	1	11.0	4.0	11, 11/16/19
Salzberg	1	0.0	0.0	-
Book	0	-	-	-
Johnson	0	-	-	-
Higgins	0	-	-	-
MacDonald	0	-	-	-
Mason	0	-	-	-
Osorio	0	-	-	-
Sischo	1	29.0	18.0	29, 11/16/19
Hemphill	0	-	-	-
Basden	1	0.0	0.0	-
Bradley	1	2.0	2.0	2, 11/16/19
Veiga	0	-	-	-
Atkins	0	-	-	-
Putney	0	-	-	-
Poumpey	0	-	-	-
Arnold	0	-	-	-

INSIDE THE NUMBERS

		
4-1	Overall Record	3-3
1-1	Conference Record	1-0
3-0	Home Record	1-0
1-1	Away Record	1-2
0-0	Neutral Record	1-1
97.6	Points/Game	70.7
82.0	Opponents Points/Game	70.8
+15.6	Scoring Margin	-0.1
.479	FG%	.450
.468	Opponents FG%	.415
.378	3-Point FG%	.388
10.8	3-Point FG/Game	6.7
.380	Opponents 3-Pt FG%	.268
.661	Free Throw %	.716
15.2	Free Throws/Game	13.0
39.6	Rebounds Per Game	38.7
-0.4	Rebound Margin	+3.9
20.0	Assists/Game	11.8
11.6	Turnovers/Game	15.8
1.7	Assist/Turnover Ratio	0.7
13.0	Steals/Game	6.3
2.8	Blocks/Game	3.7

Did you know that West Liberty is the sixth Daemen opponent in seven games this season to be either nationally ranked or receiving votes in a national poll?

DAEMEN HISTORY IN THE ECC

Season	Preseason Poll	ECC Record	ECC Finish	Postseason
2013-14	7th / 11	17-3	1st / 11	N/A
2014-15	3rd / 11	13-7	3rd / 11	N/A
2015-16	4th / 11	14-6	2nd / 11	Finals
2016-17	5th / 10	12-6	T-3rd / 10	Semifinals
2017-18	T-2nd / 10	15-3	T-2nd / 10	Semifinals
2018-19	2nd / 10	16-2	1st / 10	Semifinals
2019-20	1st / 9	12-4	3rd / 9	Semifinals
2020-21	2nd / 6	7-2	2nd / 5	Finals
2021-22	2nd / 10	1-0	-	-

Daemen All-Time ECC Record: 107-33 (.764)

[Home: 59-10 (.855) | Away: 48-23 (.676)]

**CURRENT ECC TEAMS
SINCE 2013-14 SEASON**

Team	Overall Record	ECC Record
St. Thomas Aquinas	185-58	112-28
DAEMEN	163-66	107-33
Bridgeport	143-71	97-32
Staten Island	130-69	-
Molloy	105-116	74-64
Roberts Wes.	81-131	48-92
Dist. Columbia	70-128	49-81
Queens	64-123	54-76
Mercy	50-147	31-106
D'Youville	50-145	0-8

AWARDS & HONORS
2021-22 SEASON

Andrew Sischo	ECC Preseason Player of the Year
	D2CCA Tip-Off Classic All-Tournament Team
Sean Fasoyiro	D2CCA Tip-Off Classic All-Tournament Team

CAREER

Andrew Sischo	(4x) ECC Preseason Player of the Year
	(4x) All-ECC
	(3x) ECC Player of the Year
	ECC Rookie of the Year
	(2x) D2CCA All-East Region
	(2x) D2CCA East Region Player of the Year
	(3x) NABC All-District
	(3x) D2CCA All-American
	(2x) NABC All-American
	CoSIDA Academic All-District
	CoSIDA Academic All-American
	(3x) NABC Honors Court
	(14x) ECC Player of the Week
	(3x) ECC Defensive Player of the Week
	(8x) ECC Rookie of the Week
	(2x) USBWA Division II National Player of the Week
	Bevo Francis Award Finalist
	NCAA East Regional Most Outstanding Player
Sean Fasoyiro	(3x) NABC Honors Court
	ECC Defensive Player of the Week
	All-ECC
	NABC All-District
Ryan Bradley	ECC Rookie of the Week
Andrew Mason	(2x) ECC Rookie of the Week
	ECC Championship All-Tournament Team
Kyle Harris	All-ECC
Ziv Basden	NABC Honors Court
Sayed Osorio	NABC Honors Court

2021-22 ECC PRESEASON POLL

Rk.	Team	Pts.	2020-21 Record Overall, ECC
1.	St. Thomas Aquinas (6)	96	14-2, 9-1
2.	DAEMEN (4)	94	10-6, 7-2
3.	Bridgeport	69	-
4.	Molloy	65	3-8, 2-6
5.	Dist. Columbia	54	-
6.	Roberts Wesleyan	53	8-7, 6-4
7.	Mercy	44	2-5, 2-5
8.	Queens	34	-
9.	D'Youville	21	2-12, 0-8
10.	Staten Island	20	-

() denotes first place votes

2021-22 ECC STANDINGS (AS OF 11/24)

	CONFERENCE		OVERALL		
	W-L	PCT.	W-L	PCT.	STREAK
DAEMEN	1-0	1.000	3-3	.500	W-2
St. Thomas Aq.	0-0	.000	4-2	.667	W-2
Roberts Wesleyan	0-0	.000	2-2	.500	W-1
Queens	0-0	.000	1-1	.500	L-1
Bridgeport	0-0	.000	2-4	.333	W-1
Dist. Columbia	0-0	.000	1-4	.200	W-1
D'Youville	0-0	.000	1-5	.167	L-3
Mercy	0-0	.000	0-4	.000	L-4
Molloy	0-0	.000	0-4	.000	L-4
Staten Island	0-1	.000	0-4	.000	L-4

**CONFERENCE/NATIONAL STATISTICAL
RANKINGS (as of 11/22)**

Stat	Value	ECC Rank	Nat'l Rank
Scoring Offense	65.2	6	270
Scoring Defense	73.2	2	139
Scoring Margin	-8.0	5	241
FG%	.433	4	203
FG% Defense	.427	2	113
3-PT%	.397	2	49
3-PT% Defense	.253	3	19
3PT/Game	6.2	5	216
FT%	.747	2	76
FT Made	56	1	80
Off. Reb/Game	9.25	5	202
Def. Reb/Game	26.75	2	113
Reb/Game	36.00	3	149
Reb Margin	+0.2	3	163
Ast/Game	9.5	7	272
TO/Game	18.5	6	275
Ast/TO Ratio	0.51	6	283
Stl/Game	5.8	5	216
Blk/Game	3.2	3	115





MIKE MACDONALD

HEAD COACH • EIGHTH SEASON • ST. BONAVENTURE, '88

A fixture in the college basketball coaching fraternity, Mike MacDonald has been roaming sidelines, mentoring players and giving the occasional earful to referees for the last 33 years, all within Western New York. With previous stops at Canisius College and Medaille College, MacDonald has worked across all three NCAA divisions, racking up nearly 400 victories in 24 seasons as a head coach. His coaching success aside, MacDonald's personable nature and his willingness to give back to the local community have made him one of the most highly thought of people in the WNY sports community.

The 2021-22 season marks MacDonald's eighth at Daemen. Since being introduced as the sixth head coach in the modern history of the program, MacDonald has guided the Wildcats to a 139-57 overall record, an East Coast Conference (ECC) regular season championship, three NCAA tournament berths and the 2021 NCAA Division II East Region championship. Daemen ranks second for total wins among New York State's Division II programs since MacDonald came to Main Street.

The veteran bench boss has presided over Daemen's emergence as a power within the NCAA Division II East Region, a period that's been one of the most successful in program history. The team's 89 wins from the start of the 2016-17 season through the 2019-20 campaign is tied for the most in any four-year stretch dating back to the 1986-87 season. More than half of those wins came during the 2018-19 and 2019-20 seasons as MacDonald led Daemen to back-to-back 24-win campaigns, setting the benchmark for victories during the program's NCAA Division II era. Since the start of the 2018-19 season, the Wildcats have spent a combined 33 weeks ranked in top-25 national polls conducted by the National Association of Basketball Coaches (NABC) and Division II Sports Information Directors of America (D2SIDA), rising as high as No. 8 in both.

The positive momentum has led to numerous opportunities not otherwise afforded to teams from similar institutions, with MacDonald playing a central role. In recent years, MacDonald has taken teams to play exhibition contests against Division I opponents such as Buffalo, Siena and Syracuse. The Wildcats were invited participants at the prestigious Small College Basketball National Hall of Fame Classic to start the 2019-20 season. Daemen also played their first-ever game at Downtown Buffalo's KeyBank Center on November 23, 2019, defeating Wilmington (Del.) in a thriller, 83-81. It was MacDonald's 18th win in the building - the most of any basketball coach in the venue's history.

After leading Daemen to the ECC regular season title with a 16-2 mark in conference play in 2018-19, MacDonald steered the team into the NCAA tournament for the first time as the Wildcats were awarded an at-large bid as the No. 5 seed in the East Region. Daemen made their NCAA tournament debut on March 16, 2019, falling to fourth-seeded New Haven in an opening round contest played in Manchester, N.H.

Buoyed by All-American Andrew Sischo, the Wildcats were set to return to the NCAA tournament in 2020, again garnering at-large consideration, this time as the No. 8 seed in the East Region. However, the COVID-19 pandemic caused the unprecedented cancellation of NCAA championships before the tournament got underway.

As the pandemic continued to wreak havoc on the world of intercollegiate athletics in 2020-21, MacDonald prepped his team for a return to competition. It ended up being a historic season for the Wildcats who finished 10-6 overall and ranked No. 9 in the final D2SIDA national poll. It marked the first time in Daemen's NCAA era that the program had finished a season ranked among the top 25 teams in the country. After opening the season with back-to-back losses, MacDonald guided the group to wins in seven of their final nine regular season contests, and ultimately advanced to the final round of the ECC Championship for the first time since 2016. After falling to rival St. Thomas Aquinas in the conference tournament final, the Wildcats were awarded a third consecutive at-large bid to the NCAA tournament, entering as the No. 2 seed in the East Regional. MacDonald led the Wildcats to their first-ever NCAA tournament win, an 81-69 dispatching of third-seeded Bloomfield on March 14. Two nights later they avenged their earlier loss to St. Thomas Aquinas, winning 71-70 against the region's No. 1 seed to claim the East Region title. Daemen advanced to the Elite Eight where they fell against top-seeded West Texas A&M at the Ford Center in Evansville, Ind.

Milestones and accolades have poured in throughout MacDonald's tenure with the Wildcats. His 350th career win came in dramatic fashion on January 18, 2019 as junior guard Breon Harris scored five points in the final 21 seconds to lift the Wildcats past Mercy, 75-74. His 100th win at Daemen came just three weeks later, placing MacDonald among an elite fraternity of coaches who have achieved at least 100 wins while coaching in each of the NCAA's three divisions. That achievement propelled him to HoopDirt.com Division II Coach of the Week honors. MacDonald has also been recognized as a two-time Division II Coach of the Year from the Basketball Coaches Association of New York (BCANY), as well as receiving ECC and NABC District Coach of the Year (both for the 2018-19 season). He enters the 2021-22 season ranked 37th among active Division II head coaches for career victories.

MacDonald's tenure got started with a bang. In his return to Canisius' Koessler Athletic Center on November 11, 2014, he led the Wildcats to an 83-81 overtime win against the Division I Golden Griffins, a program he led for nine seasons.

THE MACDONALD FILE

CAREER TIMELINE

Canisius College, Assistant Coach (1988-97)
Canisius College, Head Coach (1997-06)
Medaille College, Head Coach (2006-14)
Daemen College, Head Coach (2014-Present)

COACHING ACCOLADES

2-Time BCANY Division II Coach of the Year
ECC Coach of the Year (2017-18)
NABC District Coach of the Year (2017-18)
4-Time AMCC Coach of the Year
BCANY Division I Co-Coach of the Year (2000-01)

MACDONALD YEAR-BY-YEAR

1997-98	13-14, 9-9 MAAC
1998-99	15-12, 11-7 MAAC
1999-00	10-20, 8-10 MAAC
2000-01	20-11, 9-9 MAAC
2001-02	10-20, 5-13 MAAC
2002-03	10-18, 6-12 MAAC
2003-04	10-20, 5-13 MAAC
2004-05	11-18, 8-10 MAAC
2005-06	9-20, 6-12 MAAC
2006-07	11-14, 7-11 AMCC
2007-08	15-13, 9-9 AMCC
2008-09	21-7, 14-4 AMCC
2009-10	24-5, 16-4 AMCC
2010-11	21-8, 15-3 AMCC
2011-12	25-3, 17-1 AMCC
2012-13	18-11, 13-5 AMCC
2013-14	14-12, 13-5 AMCC
2014-15	21-10, 13-7 ECC
2015-16	19-10, 14-6 ECC
2016-17	19-9, 12-6 ECC
2017-18	22-8, 15-3 ECC
2018-19	24-6, 16-2 ECC
2019-20	24-8, 12-4 ECC
2020-21	10-6, 7-2 ECC
2021-22	3-3, 0-0 ECC

OVERALL RECORD (25 SEASONS) 399-286 (.582)

CANISIUS RECORD (9 SEASONS) 108-153 (.414)

MEDAILLE RECORD (8 SEASONS) 149-73 (.671)

DAEMEN RECORD (8 SEASONS) 142-60 (.703)

His official Daemen debut came just days later as his Wildcats walloped Concordia (N.Y.), 88-50, in the opening round of the ECC-CACC Challenge. It served as a precursor to future success as the Wildcats have posted an 11-1 mark in the ECC-CACC Challenge with MacDonald at the helm.

Later that season, MacDonald helped the Wildcats achieve postseason success despite the loss of two starters to season-ending injuries. With Daemen still ineligible for ECC and NCAA Division II postseason, Daemen elected to partake in the United States Collegiate Athletic Association (USCAA) Division I National Championships in Uniontown, Pa., entering the tournament as the No. 1 overall seed. While there, MacDonald guided Daemen to wins over No. 8 Indiana-South Bend (69-63), No. 4 Concordia (Ala.) (68-63) and No. 3 Rochester (Mich.) (77-53) to capture the program's first USCAA national title, riding USCAA Division I Player of the Year and National Championships MVP Gerald Beverly to the tourney crown.

In the 2015-16 season - Daemen's first as a full-fledged NCAA Division II member - MacDonald's squad hit their stride after the calendar turned to January, scoring 15 wins in the final 19 games of the regular season. Included in the string was a miraculous 98-96 win over rival Roberts Wesleyan as the Wildcats erased a 22-point deficit over the final six minutes of the contest. After finishing with a 14-6 record in conference play, the Wildcats made their ECC tournament debut with a 103-102 overtime win over Mercy in the semifinals.

Daemen has finished third or better in the ECC standings in each of MacDonald's first six seasons. They've qualified for the conference tournament in each of the five years they've been eligible, advancing to at least the semifinals every season and to the finals in 2016. MacDonald has also played a direct role in mentoring 10 players who account for 18 all-conference selections.

Home court success has been a large part of the program's success through the years, including the MacDonald Era. The Wildcats won their first nine home games under MacDonald, extending the

program's Lumsden Gymnasium winning streak to 44 straight games before it was snapped. The Wildcats have posted a 76-14 record in home games under MacDonald's guidance. They've set a new program benchmark for home wins in a season, posting identical 15-1 home records during the 2018-19 and 2019-20 seasons.

Before arriving at Daemen, MacDonald spent eight years (2006-14) leading the NCAA Division III program at Medaille where he transformed the Mavericks into a regional contender. Inheriting a program that went 4-46 in the two years prior to his arrival, MacDonald's version of the Mavericks averaged 18 wins per season, while advancing to the postseason six times.

Medaille's emergence as a Division III power in the Northeast was cemented in MacDonald's final five seasons there, as he led the Mavericks to more wins (101) than any other Division III team in New York State, while ranking 17th nationally in wins during the same time frame. MacDonald was named the Allegheny Mountain Collegiate Conference Coach of the Year on four occasions (2006-07, 2008-09, 2009-10, 2011-12). He left as the school's all-time leader in wins (149) and winning percentage (.671).

Prior to his time at Medaille, MacDonald spent 18 years at Canisius, including a nine-year stint (1997-2006) as head coach. In that time, MacDonald guided the Golden Griffins to 108 wins which ranks him third in program history for coaching victories. While there, he was one of only five coaches in that program's storied history to orchestrate a 20-win season, and was named the 2000-01 BCANY Division I Co-Coach of the Year.

Before being elevated to the head coaching post at Canisius, MacDonald worked as an assistant on the Griffs' coaching staff, first under Marty Marbach and later under John Beilein. As Beilein's top assistant, MacDonald helped Canisius reach the 1996 NCAA tournament in addition to two National Invitational Tournament appearances.

In addition to his coaching accomplishments, MacDonald brings a strong connection to the local community. His teams have been active with a number of community organizations in the greater Buffalo community and beyond, including the Boys and Girls Clubs of Buffalo, Blessed Sacrament Athletic Club and Coaches vs. Cancer. In August of 2020, MacDonald received the Jim Satalin Inspiration Award from the American Cancer Society of Western New York in recognition of his dedication and work on behalf of the Coaches vs. Cancer program.

MacDonald and several of his players have also worked with the Drug Enforcement Administration and Mayor Byron Brown's office on Game Changers, a nationally awarded program that provides academic and athletic opportunities for inner-city youths during the summer months.

A 1988 graduate of Saint Bonaventure University, MacDonald additionally serves Daemen as the Senior Associate Athletics Director for External Relations. In that role, MacDonald has raised more than \$500,000 for the College. He resides in Amherst with his wife, Maura (nee Heary). The couple has raised four children - Matthew, Patrick, Nicholas and Mark. Matthew served as team captain during his collegiate career at the University of Pennsylvania and is now a player development assistant with the Brooklyn Nets. Patrick was a Division III All-American while playing at the State University of New York Maritime College, and is now enlisted in the United States Navy. Nicholas is a junior on the basketball team at Daemen, and Mark is a sophomore attending Canisius High School.



DAEMEN COACHING HISTORY AT A GLANCE (Modern Era, 1986-Present)

CHRONOLOGICALLY

COACH	SEASONS	YRS	W-L	PCT
KEN POPE	1986-87	1	13-13	.500
NATE BLISS	1987-88	1	3-11	.214
LARRY MARCINIAK	1987-88	-	0-1	.000
RICH JACOB	1988-89	2	19-23	.452
DON SILVERI	1989-14	25	414-344	.546
MIKE MACDONALD	2014-PR.	8	142-60	.703

BY WINS

COACH	SEASONS	YRS	W-L	PCT
DON SILVERI	1989-14	25	414-344	.546
MIKE MACDONALD	2014-PR.	7	142-60	.703
RICH JACOB	1988-89	2	19-23	.452
KEN POPE	1986-87	1	13-13	.500
NATE BLISS	1987-88	1	3-11	.214
LARRY MARCINIAK	1987-88	-	0-1	.000

MACDONALD RECORD BY OPPONENT (Daemen Tenure)

Bloomfield	1-0 (.1000)
Bridgeport	5-8 (.385)
Caldwell	2-0 (1.000)
Colorado Mesa	0-1 (.000)
Concordia (Ala.)	1-0 (1.000)
Concordia (N.Y.)	1-0 (1.000)
Dallas Baptist	1-0 (1.000)
District of Columbia	11-2 (.846)
Dominican (N.Y.)	3-0 (1.000)
Dowling	4-0 (1.000)
D'Youville	3-0 (1.000)
Edinboro	3-0 (1.000)
Felician	3-0 (1.000)
Gannon	0-2 (.000)
Holy Family	0-2 (.000)
Indianapolis	0-1 (.000)
Indiana-South Bend	1-0 (1.000)
Lake Erie	1-1 (.500)
Le Moyne	1-0 (1.000)
LIU Post	7-3 (.700)
Mercy	14-0 (1.000)
Mercyhurst	1-5 (.167)
Minnesota St. Moorhead	1-0 (1.000)
Missouri Western St.	1-0 (1.000)
Molloy	8-4 (.667)
Nyack	3-0 (1.000)
New Haven	0-1 (.000)
New York Tech	9-3 (.750)
Northwest Missouri St.	0-1 (.000)
Post	1-0 (1.000)
Queens (N.Y.)	10-2 (.833)
Roberts Wesleyan	16-1 (.941)
Rochester (Mich.)	1-0 (1.000)
Saint Anselm	1-1 (.500)
Saint Edward's	1-1 (.500)
Saint Michael's	3-1 (.750)
Saint Rose	4-1 (.800)
Saint Thomas (Fla.)	1-0 (1.000)
Saint Thomas Aquinas	6-14 (.300)
Salem (W.Va.)	2-0 (1.000)
Slippery Rock	2-2 (.500)
Staten Island	1-0 (1.000)
Stonehill	0-1 (.000)
U. Sciences	1-0 (1.000)
Washington Adventist	1-0 (1.000)
West Liberty	1-0 (1.000)
West Texas A&M	0-2 (.000)
Wilmington (Del.)	3-0 (1.000)

MACDONALD RECORD BY CONFERENCE

Central Atlantic	17-2 (.895)
Chicagoland	1-0 (1.000)
East Coast	93-32 (.744)
Great Lakes Valley	0-1 (.000)
Great Midwest	1-1 (.500)
Lone Star	2-2 (.500)
Mid-America	1-1 (.500)
Mountain East	1-0 (1.000)
Northeast-10	9-5 (.643)
Northern Sun	1-0 (1.000)
Pennsylvania State	6-9 (.400)
The Sun	1-0 (1.000)

MACDONALD RECORD BY REGION

Atlantic	9-9 (.500)
Central	2-1 (.667)
East	116-38 (.753)
Midwest	1-2 (.333)
South Central	2-3 (.400)
West	0-1 (.000)

MACDONALD RECORD BY NON-NCAA OPPONENT

NAIA	4-0 (1.000)
USCAA	4-0 (1.000)

MACDONALD RECORD IN POSTSEASON

Overall	10-7 (.588)
USCAA Tournament	3-0 (1.000)
NCAA Tournament	2-2 (.500)
ECC Tournament	5-6 (.556)

MACDONALD RECORD BY GAME SPLITS

Home	82-15 (.845)
Away	49-36 (.576)
Neutral	11-9 (.550)

MACDONALD'S MILESTONE VICTORIES
OVERALL

1	vs. Texas Southern, 11/22/97 (80-69)
100	vs. Siena, 12/11/05 (67-50)
200	vs. Pitt-Bradford, 2/22/11 (97-85)
300	vs. St. Edward's, 11/19/16 (74-64)

AT DAEMEN

1	vs. Concordia (NY), 11/14/14 (85-50)
100	vs. Queens (NY), 2/10/19 (89-63)

DID YOU KNOW?

Did you know that Mike MacDonald is among an elite fraternity of coaches to have amassed at least 100 coaching victories in all three NCAA Divisions? MacDonald has recorded 108 wins at the Division I level (Canisius), 129 wins at the Division II level (Daemen) and 149 wins at the Division III level (Medaille).

Did you know that Mike MacDonald is the all-time leader in coaching victories at KeyBank Center in Downtown Buffalo? Daemen's 83-81 victory over Wilmington (Del.) on Nov. 23, 2019 improved MacDonald's record at the downtown venue to 18-11. He has previously recorded 17 wins in the building as the head coach at Canisius from 1997-2006, and it was his first victory there since March 4, 2005.



TOP-25 POLLS

NABC DIVISION II TOP-25 (NOV. 23, 2021)

#	Team	Ovr.	Pts.	Prev.
1.	Lubbock Christian (9)	4-0	386	9
2.	Truman St. (3)	4-0	383	6
3.	Northwest Mo. St. (3)	4-1	335	1
4.	Mercyhurst	4-0	332	12
5.	Queens (N.C.)	4-0	309	16
6.	West Texas A&M	5-1	307	3
7.	West Liberty	4-0	299	14
8.	Nova Southeastern	2-0	294	13
9.	Indiana (Pa.)	4-0	270	18
10.	Fairmont St.	4-0	218	22
11.	Cal Poly Pomona	4-0	185	NR
12.	Chico St.	3-0	179	NR
13.	Augustana (1)	4-0	162	NR
14.	Ferris St.	4-0	155	NR
15.	Embry-Riddle	6-0	145	NR
16.	Hillsdale	3-1	142	7
17.	Augusta	3-0	114	NR
18.	Angelo St.	4-0	110	NR
19.	Hawaii Hilo	4-0	82	NR
20.	Valdosta St.	2-1	76	NR
21.	Cal St. San Bernardino	4-0	73	NR
22.	Lincoln Memorial	3-1	71	17
23.	Grand Valley St.	2-0	69	NR
24.	Southern New Hampshire	4-0	62	NR
25.	Dallas Baptist	3-1	50	19

D2SIDA NAT'L MEDIA POLL (NOV. 23, 2021)

#	Team	Ovr.	Pts.	Prev.
1.	Lubbock Christian (6)	4-0	360	3
2.	Northwest Mo. St. (7)	4-1	342	2
3.	Indiana (Pa.) (1)	4-0	329	5
4.	West Liberty	4-0	319	6
5.	Queens (N.C.)	4-0	308	7
6.	Embry-Riddle	6-0	276	11
7.	West Texas A&M	5-1	270	1
8.	Truman St.	4-0	258	8
9.	Ferris St.	4-0	248	RV
10.	Nova Southeastern (1)	2-0	237	10
11.	Augustana	4-0	204	20
12.	Chico St.	3-0	202	19
13.	Mercyhurst	4-0	188	15
14.	Hillsdale	3-1	155	4
15.	Bentley	2-0	143	T25
16.	UNC Pembroke	4-0	134	RV
17.	Southern Indiana	1-0	133	16
18.	Fairmont St.	4-0	121	21
19.	Cal St. San Bernardino	4-0	118	T25
20.	Lincoln Memorial	3-1	89	13
21.	Dominican (N.Y.)	4-0	83	RV
T22.	Cal Poly Pomona	4-0	48	RV
T22.	Point Loma	2-2	48	9
24.	Oklahoma Baptist	2-1	45	17
25.	UC Colorado Springs	3-0	36	NR

DAEMEN IN THE POLLS

Date	NABC	D2SIDA	REGION
Preseason	RV	24	3
Nov. 15/16	-	RV	6
Nov. 22/23	-	-	RV

DEFENDING THE DEN

Success on their home floor has been a staple of Daemen's rise within the NCAA Division II ranks. The Wildcats have won 10+ home games in eight of the last 10 seasons, including identical 15-1 records during the 2018-19 and 2019-20 campaigns which established a new program benchmark for homecourt victories. Dating back to the 2017-18 season, Daemen has won 43 of their last 47 home games. Since joining the ECC (2013-14 season), Daemen is 59-10 in home conference games (.855 win %). The Wildcats are also 71-13 at home during the program's NCAA era (.845 win %). In the past 21 seasons, the Wildcats have won 83% of all home games, going 226-46.



HOME RECORDS SINCE 2000-01

Season	W-L	Pct.
2000-01	11-3	.786
2001-02	8-4	.667
2002-03	10-2	.833
2003-04	11-0	1.000
2004-05	12-2	.857
2005-06	10-2	.833
2006-07	9-3	.750
2007-08	9-3	.750
2008-09	10-2	.833
2009-10	9-3	.750
2010-11	9-7	.563
2011-12	11-1	.917
2012-13	12-0	1.000
2013-14	13-0	1.000
2014-15	11-2	.846
2015-16	9-5	.643
2016-17	14-2	.875
2017-18	12-3	.800
2018-19	15-1	.938
2019-20	15-1	.938
2020-21	5-1	.833
2021-22	1-0	1.000

IMMEDIATE IMPACT

Guards Sean Fasoyiro and Andrew Mason each made immediate contributions during their first season with the program in 2020-21. Fasoyiro was a first-team All-ECC and NABC All-District selection after finishing second on the team in scoring (13.9) and rebounding (7.1) while leading the squad in assists (3.9). Fasoyiro, a graduate transfer from Franklin Pierce, is competing in a fifth collegiate season with 97 games of playing experience under his belt to start the year. Mason burst on the scene as a freshman and started all 16 contests. He averaged 12.6 points and 6.1 rebounds per game while leading the ECC in three-point field goal accuracy (.487).

TEXAS-SIZED CHALLENGES

Daemen opened the season with three high-profile contests in Canyon, Texas as part of the D2CCA Tip-Off Classic held over Halloween weekend. The Wildcats knocked off Minnesota State Moorhead, 67-63, in the opener, thanks to the play of Nick MacDonald (17 points) and Andrew Sischo (16 points, 15 rebounds). The Dragons were ranked No. 25 in the D2SIDA preseason poll and picked to finish first in the Northern Sun Intercollegiate Conference. It marked the 18th time in the last 20 seasons that Daemen has started 1-0. A pair of losses to nationally ranked team followed. No. 4 Colorado Mesa got the best of the Wildcats, 76-65, using a 27-6 second-half spurt to erase a nine-point halftime deficit. Sischo was held to nine points, snapping a string of 67 consecutive double-figure games. The All-American big man was hampered by foul trouble and limited to 19 minutes - his lowest minute total since playing 10 against New York Tech on Dec. 16, 2018, a game he left due to an injury. Sischo returned to form in the tournament finale, finishing with 18 points and 15 boards, but it wasn't enough to lead Daemen past No. 3 West Texas A&M. In a rematch of last season's Elite Eight meeting. The Buffs came out on top again, this time by just three points (69-66). Sean Fasoyiro's tying three-point attempt fell short as the buzzer sounded. Both Sischo and Fasoyiro were named to the All-Tournament Team.

GAME BY GAME STARTING LINEUPS

GAME	RESULT	G	G	G/F	G/F	C
vs. Minnesota St. Moorhead	W, 67-63	Salzberg	Harris	Fasoyiro	Mason	Sischo
vs. #4 Colorado Mesa	L, 76-65	Salzberg	Harris	Fasoyiro	Mason	Sischo
at #3 West Texas A&M	L, 69-66	Salzberg	Harris	Fasoyiro	Mason	Sischo
at Mercyhurst	L, 85-63	Harris	MacDonald	Fasoyiro	Bradley	Sischo
at Staten Island *	W, 81-60	Salzberg	Harris	Fasoyiro	Bradley	Sischo
ST. ROSE	W, 83-71	Salzberg	Harris	Fasoyiro	Bradley	Sischo
at West Liberty						
at Le Moyne						
ROBERTS WESLEYAN *						
BRIDGEPORT *						
FRANKLIN PIERCE						
at Dist. Columbia *						
STONEHILL						
ST. ANSELM						
at Clarion						
at D'Youville *						
MOLLOY *						
QUEENS (NY) *						
at. St. Thomas Aquinas *						
at Mercy *						
STATEN ISLAND *						
DIST. COLUMBIA *						
at Roberts Wesleyan *						
at Bridgeport *						
D'YOUVILLE *						
ST. THOMAS AQUINAS *						
MERCY *						
at Molloy *						
at Queens (NY) *						

SCORING BREAKDOWN (DAEMEN/OPPONENT)

GAME	PTS IN PAINT	PTS OFF TOs	2ND CH. PTS	1ST HALF	2ND HALF	OT	FT	FB	START 5	BENCH
vs. Minnesota St. Moorhead	20/28	16/17	5/18	32/30	35/33	-	16/10	20/6	43/41	24/22
vs. #4 Colorado Mesa	26/48	20/21	9/8	39/35	26/41	-	17/15	10/18	43/41	22/35
at #3 West Texas A&M	24/22	9/16	8/17	29/38	37/31	-	10/9	16/6	55/49	11/20
at Mercyhurst	44/44	4/41	13/4	33/38	30/47	-	13/13	0/13	55/62	8/23
at Staten Island *	40/18	14/7	21/5	47/32	33/29	-	11/7	10/0	60/31	20/30
ST. ROSE	42/28	13/3	8/8	39/35	44/36	-	11/10	19/6	68/62	15/9
at West Liberty										
at Le Moyne										
ROBERTS WESLEYAN *										
BRIDGEPORT *										
FRANKLIN PIERCE										
at Dist. Columbia *										
STONEHILL										
ST. ANSELM										
at Clarion										
at D'Youville *										
MOLLOY *										
QUEENS (NY) *										
at. St. Thomas Aquinas *										
at Mercy *										
STATEN ISLAND *										
DIST. COLUMBIA *										
at Roberts Wesleyan *										
at Bridgeport *										
D'YOUVILLE *										
ST. THOMAS AQUINAS *										
MERCY *										
at Molloy *										
at Queens (NY) *										

DAEMEN'S RECORD WHEN...

AT HOME	1-0
TRUE ROAD GAME	1-2
NEUTRAL SITE GAME	1-1
IN OCTOBER	1-2
IN NOVEMBER	2-1
IN DECEMBER	0-0
IN JANUARY	0-0
IN FEBRUARY	0-0
IN MARCH	0-0
LEAD AT HALFTIME	3-1
TIED AT HALFTIME	0-0
TRAIL AT HALFTIME	0-2
SCORE LESS THAN 60 PTS	0-0
SCORE 60-69 PTS	1-3
SCORE 70-79 PTS	0-0
SCORE 80-89 PTS	2-0
SCORE 90-99 PTS	0-0
SCORE 100+ PTS	0-0
ALLOW LESS THAN 60 PTS	0-0
ALLOW 60-69 PTS	2-1
ALLOW 70-79 PTS	1-1
ALLOW 80-89 PTS	0-1
ALLOW 90-99 PTS	0-0
ALLOW 100+ PTS	0-0
+ REBOUND MARGIN	2-1
- REBOUND MARGIN	1-2
REBOUNDS ARE TIED	0-0
SHOOT 50% OR BETTER	0-0
SHOOT UNDER 50%	3-3
OPPONENT SHOOTS 50% +	0-1
OPPONENT SHOOTS > 50%	3-2
ON MONDAYS	0-0
ON TUESDAYS	1-0
ON WEDNESDAYS	0-0
ON THURSDAYS	0-1
ON FRIDAYS	1-0
ON SATURDAYS	1-1
ON SUNDAYS	0-1

MISCELLANEOUS SEASON STATS

STARTING LINEUPS

W/L	G	G	G/F	G/F	C/F
1-2	Salzberg	Harris	Fasoyiro	Mason	Sischo
0-1	Harris	MacDonald	Fasoyiro	Bradley	Sischo
2-0	Salzberg	Harris	Fasoyiro	Bradley	Sischo

WIN/LOSS MARGIN

	1	2	3	4	5	6	7	8	9	10	11-15	16-20	20-29	30+
Wins				1							1	1		
Losses			1								1		1	

LEADS & DEFICITS

Daemen's Biggest Halftime Lead	15 at Staten Island (11/23/21)
Daemen's Biggest Halftime Lead Lost	4 vs. Colorado Mesa (10/30/21)
Daemen's Biggest Halftime Deficit	9 @ West Texas A&M (10/31/21)
Daemen Biggest Halftime Deficit Overcome	-
Daemen's Biggest Margin Of Victory	19 at Staten Island (11/23/21)
Daemen's Biggest Margin Of Defeat	22 at Mercyhurst (11/18/21)

DOUBLE-FIGURE SCORING

Andrew Sischo	5
Sean Fasoyiro	4
Nick MacDonald	2
Andrew Mason	1
Ryan Bradley	1

DOUBLE-FIGURE REBOUNDING

Andrew Sischo	5
Sean Fasoyiro	1

DOUBLE-DOUBLES

Andrew Sischo	5
Sean Fasoyiro	1

20-POINT SCORERS

Andrew Sischo	3
Sean Fasoyiro	1

30-POINT SCORERS

Andrew Sischo	1
---------------	---

SUSTAINED SUCCESS

The Daemen program has been built on sustained success, winning at least 19 games in nine of the last 10 seasons. That span encompasses the end of Daemen's NAIA Era, its' NCAA transition period and the first six seasons of full NCAA Division II membership. The Wildcats have won 72% of their contests, going 209-82 in that span. Looking more recently, Daemen is 83-31 since the start of the 2017-18 season (.728 winning percentage).

BACK-TO-BACK-TO-BACK

Daemen has earned three consecutive NCAA tournament berths. The Wildcats won 24 games (NCAA Era program record) and earned at-large bids to the NCAA tournament in 2019 and 2020. The Wildcats entered the 2021 tournament as the No. 2 seed in the East Region and picked up their first-ever NCAA tourney win with an 81-69 defeat of third-seeded Bloomfield en route to the program's first regional championship and Elite Eight appearance.

DEGREE OF DIFFICULTY

Daemen's 2021-22 schedule will provide plenty of tests. The Wildcats are slated to play games against seven teams who were ranked in either the NABC or D2SIDA preseason national polls: Minnesota State Moorhead, Colorado Mesa, West Texas A&M, Mercyhurst, West Liberty, Saint Anselm, St. Thomas Aquinas. Daemen has recorded two wins over top-25 ranked teams in each of the last three seasons.

BACK ON TRACK

Daemen was able to get back on track following the team's first three-game losing streak with back-to-back wins over ECC-newcomer Staten Island (80-61) and regionally ranked Saint Rose (83-71). The Nov. 23 win over CSI put Daemen at 1-0 in ECC play for the fourth straight season and allowed the Wildcats to avoid their first four-game slide since 2010-11. Daemen played their most complete game of the season in defeating previously unbeaten Saint Rose on Nov. 27, finishing with season-highs in points, field goal percentage (.478) and assists (19). Big man Andrew Sischo was particularly dominant, averaging 30.5 points and 12.5 rebounds while shooting nearly 70% from the field (25-for-36) in the two victories.

A GAME WORTH WAITING FOR

Daemen and West Liberty will be meeting for just the third time Monday. Daemen scored a 98-83 win in the teams' last meeting on Nov. 16, 2019 at Lumsden Gymnasium. Both teams were nationally ranked at the time (Daemen No. 22 NABC, No. 18 D2SIDA; West Liberty No. 4 NABC, No. 3 D2SIDA). Andrew Sischo shot 12-for-13 from the field and totaled 29 points and 18 rebounds to lead the Wildcats.

THE LAST TIME A DAEMEN PLAYER...

Scored 20-29 points	Sean Fasoyiro (23) vs. Saint Rose, 11/27/21
Scored 30-39 points	Andrew Sischo (37) vs. Saint Rose, 11/27/21
Scored 40-49 points	Andrew Sischo (42) at Roberts Wesleyan, 02/08/21
Made 10+ field goals	Andrew Sischo (15-21), Sean Fasoyiro (11-23) vs. Saint Rose, 11/27/21
Made 10+ free throws	Andrew Sischo (10-11) at Roberts Wesleyan, 02/08/21
Made 5-9 three-pointers	Kyle Harris (6-10) vs. St. Thomas Aquinas, 03/16/21
Made 10+ three-pointers	David Skolen (12-18) vs. Waynesburg, 11/15/89
Had 10-14 rebounds	Andrew Sischo (14), Sean Fasoyiro (11) vs. Saint Rose, 11/27/21
Had 15-19 rebounds	Andrew Sischo (15) at West Texas A&M, 10/31/21
Had 20+ rebounds	Andrew Sischo (21) vs. D'Youville, 02/10/21
Had 10+ assists	Darius Garvin (10) at St. Thomas Aquinas, 02/02/18
Had 5+ blocks	Andrew Sischo (5) vs. Felician, 11/08/19
Had 5+ steals	Breon Harris (6) at NY Tech, 03/01/20
Had a double-double	Andrew Sischo (37 pts, 14 rebs), Sean Fasoyiro (23 pts, 11 rebs), vs. Saints Rose, 11/27/21
Had a triple-double	Gerald Beverly (17 pts / 17 reb / 12 blk) vs. St. Thomas (Fla.), 12/17/14
Had 20 points and 20 rebounds	Andrew Sischo (31 pts / 21 reb) vs. D'Youville, 02/10/21
Had consecutive double-doubles	Andrew Sischo (4), 10/31/21 - 11/27/21
Scored go-ahead points in final 30 seconds of win	Ryan Salzberg (3PT w/ 26 seconds remaining OT) at St. Thomas Aquinas, 02/28/21

THE LAST TIME A DAEMEN TEAM...

Allowed 50 points or fewer	vs. Dominican (W, 60-49), 11/12/16
Won by 20-29 points	vs. D'Youville (W, 102-77), 02/10/21
Won by 30+ points	vs. D'Youville (W, 98-67), 02/24/21
Scored 90-99 points	vs. D'Youville (W, 98-67), 02/24/21
Scored 100+ points	at D'Youville (W, 103-69), 02/15/21
Had 50+ rebounds	vs. D'Youville (57), 02/10/21
Shot 50%+ from the field	vs. West Texas A&M (30-54, 55.6%), 03/16/21
Shot 60%+ from the field	at St. Rose (34-56, 62.5%), 12/19/19
Shot 50%+ from three-point range (min. 10 att)	vs. MSU Moorhead (9-14, 64.3%), 10/29/21
Shot 60%+ from three-point range (min. 10 att)	vs. MSU Moorhead (9-14, 64.3%), 10/29/21
Shot 90%+ from free throw line (min. 10 at)	at Queens (12-13, 92.3%), 02/09/20
Finished without a three-point field goal	vs. Queens (0-12), 11/09/12
Made 10-14 three-pointers	at St. Thomas Aquinas (10-27), 02/28/21
Made 15+ three-pointers	at D'Youville (17-34), 02/15/21
Had 10+ blocked shots	vs. Indianapolis (10), 12/18/14
Had 10+ steals	vs. Colorado Mesa (11), 10/30/21
Had 20+ assists	at St. Thomas Aquinas (21), 02/27/21
Had 4 players in double figures	vs. West Texas A&M, 03/24/21
Had 5 players in double figures	vs. Bloomfield, 03/14/21
Had 6 players in double figures	vs. Dist. Columbia, 01/27/19
Had all 5 starters in double figures	vs. Bloomfield, 03/14/21
Had 2 players score 20+ points	vs. Saint Rose (Sischo 37, Fasoyiro 23), 11/27/21
Had 2 or more players with 10+ rebounds	vs. Saint Rose (Sischo 14, Fasoyiro 11), 11/27/21
Had 2 or more players record a double-double	vs. Saint Rose (Sischo, Fasoyiro), 11/27/21
Won in overtime	at St. Thomas Aquinas (W, 84-81), 02/27/21
Lost in overtime	at NY Tech (L, 85-82), 03/01/20
Scored 80 points or more and lost	vs. West Texas A&M (L, 97-83), 03/24/21
Scored 90 points or more and lost	at Dominican (L, 98-93, OT), 01/07/14
Allowed 60 points or fewer and lost	vs. St. Thomas Aquinas (L, 60-57), 03/03/18
Played a nationally-ranked opponent	at #12/#15 Mercyhurst (L, 85-63), 11/18/21
Defeated a nationally-ranked opponent	vs. #11/#5 St. Thomas Aquinas (W, 71-70), 03/16/21

2

SEAN FASOYIRO

Graduate Student | Guard | 6-3 | Business Administration
Houston, Texas | Mayfield (Ont.) SS | Franklin Pierce University



2020-21 NABC First Team All-District
2020-21 First Team All-East Coast Conference
ECC Defensive Player of the Week (1x)
NABC Honors Court (2019, 2020, 2021)
D2CCA Tip-Off Classic All-Tournament Team

LAST SEASON

First Team All-ECC... National Association of Basketball Coaches (NABC) All-District first-team selection... named ECC Defensive Player of the Week (Feb. 22)... member of first team in program history to advance to NCAA Division II Men's Basketball Elite Eight tournament... 2020-21 NCAA East Regional Champions... appeared in and started in all 16 games... one of six players to see action in all 16 games... led the team in assists per game (3.9) and steals per game (1.4), second in points per game (13.9), rebounds per game (7.1) field goals made (73), free throws made (73) and attempted (69) and total minutes (537), third in minutes played (33.6), field goals attempted (155) and free throw percentage (.768), and fourth in made three-point field goals (24) and attempted (69)... ranked among the ECC leaders in rebounds per game (6th), points per game (10th), field goals made (7th) and minutes per game (4th)... one of four players to record 200+ points... finished in double-figure scoring in 12 games, including in nine of Daemen's first 10 contests of the season... recorded five or more assists in six games... totaled 12 points on 4-of-8 shooting in his Daemen debut versus Gannon on Jan. 29... totaled 16 points and 11 rebounds for first double-double with the Wildcats at Roberts Wesleyan on Feb. 8... totaled 19 points and went 3-of-5 for three-point shooting plus 7 rebounds versus D'Youville on Feb. 10... totaled season-highs in points (31), made field goals (12), field goals attempts (20) and made three-point field goals (4) versus D'Youville on Feb. 24... totaled season-highs in rebounds (10) and assists (7) in East Coast Championship finals loss at St. Thomas Aquinas on Mar. 7... totaled 14 points and seven rebounds in NCAA East Regional semifinals versus Bloomfield on Mar. 14... followed up with 12 points, 10 rebounds and four assists in NCAA East Regional championship game versus St. Thomas Aquinas on Mar. 16... totaled 16 points on 4-of-7 shooting and 2-of-3 three-point shooting in national quarterfinal contest vs West Texas A&M on Mar. 24.

PLAYER HIGHS

Points	23	Saint Rose
Rebounds	11	Saint Rose
Assists	9	Saint Rose
Steals	4	Saint Rose
Blocks	2	West Texas A&M
Field Goals	11	Saint Rose
3-Pointers	1	4 times
Free Throws	6	2 times
Minutes	37	Saint Rose

2021-22 GAME-BY-GAME

OPP	MIN	FG-FGA	3FG-FGA	FT-FTA	OFF	DEF	REB	PF	A	TO	BK	ST	PTS	AVG
MSU Moorhead	27	1-4	0-0	6-6	1	2	3	1	2	1	0	0	8	8.0
Colorado Mesa	34	6-11	1-1	2-2	5	4	9	3	1	4	0	3	15	11.5
W. Texas A&M	34	4-12	1-5	6-9	1	4	5	3	3	2	2	0	15	12.7
U. Sciences														
Bentley														
Mercyhurst	26	4-7	0-0	5-6	0	4	4	4	2	4	0	0	13	12.8
Staten Island	27	2-9	1-4	2-2	1	1	2	1	4	1	0	1	7	11.6
St. Rose	37	11-23	1-5	0-1	3	8	11	3	9	1	1	4	23	13.5
West Liberty														
Le Moyne														
Roberts Wesleyan														
Bridgeport														
Franklin Pierce														
Dist. Columbia														
Stonehill														
St. Anselm														
Clarion														
D'Youville														
Molloy														
Queens														
St. T. Aquinas														
Mercy														
Staten Island														
Dist. Columbia														
Roberts Wesleyan														
Bridgeport														
D'Youville														
St. T. Aquinas														
Mercy														
Molloy														
Queens														

Points	31	D'Youville (2/24/21)
Rebounds	11	5 times
Assists	9	Saint Rose
Steals	4	3 times
Blocks	3	D'Youville (2/24/21)
Field Goals	12	D'Youville (2/24/21)
3-Pointers	4	D'Youville (2/24/21)
Free Throws	8	2 times
Minutes	40	STAC (2/27/21)

	21-22	Career
Double-Doubles	1	5
10+ Points	4	35
20+ Points	1	4
30+ Points	-	1
5+ Rebounds	3	42
10+ Rebounds	1	8
5+ Assists	1	8
10+ Assists	-	0
5+ Steals	-	0
5+ Blocks	-	0
5+ 3-Pt FG	-	0

CAREER STATS

YEAR	GP-GS	MIN	AVG	FG-FGA	PCT	3FG-FGA	PCT	FT-FTA	PCT	O-D-T	AVG	PF-FO	A	TO	BK	ST	PTS	AVG
2017-18	24-0	197	8.2	19-48	.396	5-22	.227	10-19	.526	10-36-46	1.9	20-0	8	15	3	5	53	2.2
2018-19	29-7	508	17.5	71-167	.425	18-67	.269	62-82	.756	32-97-129	4.4	56-0	29	42	5	24	222	7.7
2019-20	28-8	610	21.8	79-173	.457	24-64	.375	37-53	.698	40-99-139	5.0	48-0	35	44	10	20	219	7.8
2020-21	16-16	535	33.4	73-155	.471	24-69	.348	53-69	.768	23-90-113	7.1	39-1	63	50	9	23	223	13.9
2021-22	6-6	184	30.7	28-66	.424	4-15	.267	21-26	.808	11-23-34	5.7	15-0	21	13	3	8	81	13.5
DAEMEN	22-22	719	32.7	101-221	.457	28-84	.333	74-95	.779	34-113-147	6.7	54-1	84	63	12	31	304	13.8
TOTALS	103-37	2034	19.7	270-609	.443	75-237	.316	183-249	.735	116-345-461	4.5	178-1	156	164	30	80	798	7.7

3

**TYLER
HIND**

**Sophomore | Guard | 6-0 | Biochemistry
Randolph, N.Y. | Randolph Central HS**



LAST SEASON

Member of first team in program history to advance to NCAA Division II Men's Basketball Elite Eight tournament... 2020-21 NCAA East Regional Champions... appeared in all 16 games in a reserve role... one of six players to see action in all 16 games... averaged 2.1 points and 0.6 rebounds per game... converted first three-point field goal of Daemen career in season opener versus Gannon on Jan. 29... totaled six points on 2-of-5 three-point shooting in season-high 17 minutes versus D'Youville on Feb. 10... totaled seven points and two assists in rematch with D'Youville on Feb. 24... scored season-high eight points on 3-of-3 shooting and made two three-point field goals in national quarterfinal contest versus West Texas A&M on Mar. 24.

PLAYER HIGHS

SEASON HIGHS	Points	-	-
	Rebounds	-	-
	Assists	-	-
	Steals	-	-
	Blocks	-	-
	Field Goals	-	-
	3-Pointers	-	-
	Free Throws	-	-
	Minutes	-	-

2021-22 GAME-BY-GAME

OPP	MIN	FG-FGA	3FG-FGA	FT-FTA	OFF	DEF	REB	PF	A	TO	BK	ST	PTS	AVG
MSU Moorhead					-DNP-									
Colorado Mesa					-DNP-									
W. Texas A&M					-DNP-									
U. Sciences					GAME CANCELED									
Bentley					GAME CANCELED									
Mercyhurst					-DNP-									
Staten Island					-DNP-									
St. Rose					-DNP-									
West Liberty														
Le Moyne														
Roberts Wesleyan														
Bridgeport														
Franklin Pierce														
Dist. Columbia														
Stonehill														
St. Anselm														
Clarion														
D'Youville														
Molloy														
Queens														
St. T. Aquinas														
Mercy														
Staten Island														
Dist. Columbia														
Roberts Wesleyan														
Bridgeport														
D'Youville														
St. T. Aquinas														
Mercy														
Molloy														
Queens														

CAREER HIGHS	Points	8	WT A&M (3/24/21)
	Rebounds	4	Mercy (2/20/21)
	Assists	2	2 times
	Steals	1	3 times
	Blocks	-	-
	Field Goals	3	2 times
	3-Pointers	2	2 times
	Free Throws	1	2 times
	Minutes	17	D'Youville (2/24/21)

PRODUCTION TRACKER	21-22	Career
	Double-Doubles	0
	10+ Points	0
	20+ Points	0
	30+ Points	0
	5+ Rebounds	0
	10+ Rebounds	0
	5+ Assists	0
	10+ Assists	0
	5+ Steals	0
	5+ Blocks	0
	5+ 3-Pt FG	0

CAREER STATS

YEAR	GP-GS	MIN	AVG	FG-FGA	PCT	3FG-FGA	PCT	FT-FTA	PCT	O-D-T	AVG	PF-FO	A	TO	BK	ST	PTS	AVG
2020-21	16-0	131	8.2	12-27	.444	8-22	.364	2-3	.667	1-8-9	0.6	18-0	8	5	0	3	34	2.1
2021-22																		
TOTALS	16-0	131	8.2	12-27	.444	8-22	.364	2-3	.667	1-8-9	0.6	18-0	8	5	0	3	34	2.1

4 KYLE HARRIS

Graduate Student | Guard | 6-3 | Business Administration
Buffalo, N.Y. | Park School | Erie Community College



2020-21 Second Team All-East Coast Conference

LAST SEASON

Second Team All-ECC... member of first team in program history to advance to NCAA Division II Men's Basketball Elite Eight tournament... 2020-21 NCAA East Regional Champions... appeared in all 16 games, including 14 starts... one of six players to see action in all 16 games... led team in made three-point field goals (40) and attempts (104) and free throw percentage (.889), second in field goal attempts (170), third in assists per game (3.1) and field goals made (68), fourth in points per game (12.5), rebounding (3.9), minutes played (32.4), made free throws (24) and attempts (27)... ranked among the ECC leaders in made three-point field goals (40) and attempts (104)... One of four players to score 200+ points... Finished in double-figure scoring 10 times, including in four of Daemen's last five contests... made at least four or more three-point field goals in four contests... totaled eight points and season-high assists in first start of season at Roberts Wesleyan on Feb. 8... totaled 22 points on 7-of-15 shooting and made four three-pointers along with six rebounds and six assists versus D'Youville on Feb. 10... totaled 22 points on 8-of-12 and 5-of-9 three-point shooting at D'Youville on Feb. 15... totaled 19 points on 6-of-15 shooting and 4-of-9 three-point shooting along with seven rebounds and three assists at St. Thomas Aquinas on Feb. 27... totaled 15 points, including 6-of-6 at the free-throw line along with four rebounds and three assists versus Roberts Wesleyan in the ECC tournament semifinals on Mar. 5... totaled 12 points, including two three-pointers, along with six rebounds and four assists in NCAA East Regional semifinals versus Bloomfield on Mar. 14... totaled 21 points on 7-of-15 shooting including career-high 6-of-10 three-point shooting in NCAA East Regional championship game versus St. Thomas Aquinas on Mar. 16... totaled 12 points, five rebounds and three assists in national quarterfinal contest versus West Texas A&M on Mar. 24.

PLAYER HIGHS

SEASON HIGHS	Points	6	Staten Island
	Rebounds	4	3 times
	Assists	5	Staten Island
	Steals	2	West Texas A&M
	Blocks	1	2 times
	Field Goals	2	Staten Island
	3-Pointers	2	Staten Island
	Free Throws	2	Mercyhurst
	Minutes	33	Mercyhurst

CAREER HIGHS	Points	22	2 times
	Rebounds	8	NY Tech (1/26/20)
	Assists	8	R. Wes. (2/8/21)
	Steals	2	4 times
	Blocks	2	D'Youville (2/24/21)
	Field Goals	8	D'Youville (2/15/21)
	3-Pointers	6	STAC (3/16/21)
	Free Throws	6	R. Wes. (3/5/21)
	Minutes	40	2 times

PRODUCTION TRACKER	21-22	Career
Double-Doubles	-	0
10+ Points	-	15
20+ Points	-	3
30+ Points	-	0
5+ Rebounds	-	11
10+ Rebounds	-	0
5+ Assists	1	4
10+ Assists	-	0
5+ Steals	-	0
5+ Blocks	-	0
5+ 3-Pt FG	-	2

2021-22 GAME-BY-GAME

OPP	MIN	FG-FGA	3FG-FGA	FT-FTA	OFF	DEF	REB	PF	A	TO	BK	ST	PTS	AVG
MSU Moorhead	12	0-5	0-2	0-0	1	0	1	1	0	2	0	0	0	0.0
Colorado Mesa	20	1-8	0-4	0-0	2	2	4	2	1	3	1	1	2	1.0
W. Texas A&M	23	1-6	1-3	0-0	0	3	3	1	1	1	1	2	3	1.7
U. Sciences					GAME CANCELED									
Bentley					GAME CANCELED									
Mercyhurst	33	1-7	1-4	2-2	0	4	4	0	4	2	0	0	5	2.5
Staten Island	27	2-6	2-5	0-0	0	3	3	3	5	0	0	0	6	3.2
St. Rose	31	1-6	1-4	0-0	0	4	4	4	3	1	1	1	3	3.2
West Liberty														
Le Moyne														
Roberts Wesleyan														
Bridgeport														
Franklin Pierce														
Dist. Columbia														
Stonehill														
St. Anselm														
Clarion														
D'Youville														
Molloy														
Queens														
St. T. Aquinas														
Mercy														
Staten Island														
Dist. Columbia														
Roberts Wesleyan														
Bridgeport														
D'Youville														
St. T. Aquinas														
Mercy														
Molloy														
Queens														

CAREER STATS

YEAR	GP-GS	MIN	AVG	FG-FGA	PCT	3FG-FGA	PCT	FT-FTA	PCT	O-D-T	AVG	PF-FO	A	TO	BK	ST	PTS	AVG
2019-20	32-9	567	17.7	49-114	.430	27-71	.380	15-18	.833	13-76-89	2.8	57-1	31	30	5	9	140	4.4
2020-21	16-14	518	32.4	68-170	.400	40-104	.385	24-27	.889	13-50-63	3.9	28-0	49	27	2	5	200	12.5
2021-22	6-6	146	24.4	6-38	.158	5-22	.227	2-2	1.000	3-16-19	3.2	11-0	14	9	3	4	19	3.2
TOTALS	54-29	1231	22.8	123-322	.382	72-197	.365	41-47	.872	29-142-171	3.2	96-1	94	66	10	18	359	6.6

5

RYAN SALZBERG

Junior | Guard | 6-4 | Business Administration
Manlius, N.Y. | Fayetteville-Manlius HS | Bridgton Academy



LAST SEASON

Member of first team in program history to advance to NCAA Division II Men's Basketball Elite Eight tournament... 2020-21 NCAA East Regional Champions... appeared in all 16 games, including 12 as a starter... finished third on team in made three-point field goals (26) and attempts (73), fourth on team in free throw percentage (.750) and assists per game (2.3) and fifth on team in scoring (8.6) and rebounding (2.6), total minutes (29.2), field goals made (47) and attempted (113), free throws made (18) and attempted (24), steals per game (0.4)... ranked among the ECC leaders in total assists (10th)... finished in double-figure scoring in eight games... totaled five points and two assists in first collegiate start versus Gannon on Jan. 29... totaled nine points on 3-of-5 shooting plus two rebounds versus D'Youville on Feb. 10... totaled season-high 17 points on 6-of-11 shooting and 4-of-7 three-point shooting plus season-high five assists at Roberts Wesleyan on Feb. 11... followed up with 12 points and three assists in rematch with RWC on Feb. 17... totaled 14 points on 5-of-9 shooting and season-high 4-of-8 three-point shooting plus five rebounds and four assists in regular season finale at St. Thomas Aquinas on Feb. 28... totaled 12 points and drilled three three-pointers in ECC semifinals versus Roberts Wesleyan on Mar. 5... totaled 10 points, six rebounds and three assists in NCAA East Regional semifinal versus Bloomfield on Mar. 14... totaled 13 points on 5-of-8 shooting plus six rebounds and three assists in national quarterfinal contest versus West Texas A&M on Mar. 24.

PLAYER HIGHS

SEASON HIGHS	Points	9	2 times
	Rebounds	3	Saint Rose
	Assists	3	Colorado Mesa
	Steals	3	MSU Moorhead
	Blocks	1	Saint Rose
	Field Goals	4	MSU Moorhead
	3-Pointers	2	Staten Island
	Free Throws	2	Colorado Mesa
	Minutes	35	West Texas A&M

CAREER HIGHS

	Points	17	R. Wes. (2/11/21)
	Rebounds	6	2 times
	Assists	5	R. Wes. (2/11/21)
	Steals	3	MSU Moorhead (10/29/21)
	Blocks	1	2 times
	Field Goals	6	R. Wes. (2/11/21)
	3-Pointers	4	2 times
	Free Throws	3	D'Youville (2/15/21)
	Minutes	38	R. Wes. (3/5/21)

PRODUCTION TRACKER

	Double-Doubles	21-22	Career
	10+ Points	-	0
	20+ Points	-	9
	30+ Points	-	2
	5+ Rebounds	-	1
	10+ Rebounds	-	3
	5+ Assists	-	0
	10+ Assists	-	0
	5+ Steals	-	1
	5+ Blocks	-	0
	5+ 3-Pt FG	-	0

2021-22 GAME-BY-GAME

OPP	MIN	FG-FGA	3FG-FGA	FT-FTA	OFF	DEF	REB	PF	A	TO	BK	ST	PTS	AVG
MSU Moorhead	33	4-5	1-1	0-1	0	1	1	3	2	3	0	3	9	9.0
Colorado Mesa	28	3-8	1-3	2-3	1	0	1	3	3	0	0	0	9	9.0
W. Texas A&M	35	2-5	1-3	0-0	0	1	1	0	2	1	0	1	5	7.7
U. Sciences	GAME CANCELED													
Bentley	GAME CANCELED													
Mercyhurst	-DNP-													
Staten Island	34	3-7	2-5	0-0	0	2	2	1	2	1	0	1	8	7.8
St. Rose	30	1-3	1-1	0-0	0	3	3	0	1	0	1	1	3	6.8
West Liberty														
Le Moyne														
Roberts Wesleyan														
Bridgeport														
Franklin Pierce														
Dist. Columbia														
Stonehill														
St. Anselm														
Clarion														
D'Youville														
Molloy														
Queens														
St. T. Aquinas														
Mercy														
Staten Island														
Dist. Columbia														
Roberts Wesleyan														
Bridgeport														
D'Youville														
St. T. Aquinas														
Mercy														
Molloy														
Queens														

CAREER STATS

YEAR	GP-GS	MIN	AVG	FG-FGA	PCT	3FG-FGA	PCT	FT-FTA	PCT	O-D-T	AVG	PF-FO	A	TO	BK	ST	PTS	AVG
2019-20	23-0	101	4.4	10-18	.556	6-12	.500	2-3	.667	2-7-9	0.4	7-0	6	1	1	6	28	1.2
2020-21	16-12	466	29.1	47-113	.416	26-73	.356	18-24	.750	6-36-42	2.6	29-0	36	31	1	6	138	8.6
2021-22	5-5	160	31.9	13-28	.464	6-13	.462	2-4	.500	1-7-8	1.6	7-0	10	5	1	6	34	6.8
TOTALS	44-17	727	16.5	70-159	.440	38-98	.388	22-31	.710	9-50-59	1.3	43-0	52	37	3	18	200	4.5

10 TREVOR BOOK



Redshirt Junior | Guard | 6-4 | Sport Management
North Tonawanda, N.Y. | North Tonawanda HS

LAST SEASON

Opted out due to COVID-19.

PLAYER HIGHS

SEASON HIGHS	Points	3	Mercyhurst
	Rebounds	3	Staten Island
	Assists	-	-
	Steals	-	-
	Blocks	-	-
	Field Goals	1	Mercyhurst
	3-Pointers	-	-
	Free Throws	1	Mercyhurst
	Minutes	10	Mercyhurst

CAREER HIGHS

Points	13	LIU Post (2/15/19)
Rebounds	5	NY Tech (12/16/18)
Assists	4	LIU Post (2/15/19)
Steals	2	LIU Post (2/15/19)
Blocks	1	LIU Post (12/14/18)
Field Goals	5	LIU Post (2/15/19)
3-Pointers	2	2 times
Free Throws	2	3 times
Minutes	20	LIU Post (12/14/18)

PRODUCTION TRACKER

	21-22	Career
Double-Doubles	-	0
10+ Points	-	2
20+ Points	-	0
30+ Points	-	0
5+ Rebounds	-	1
10+ Rebounds	-	0
5+ Assists	-	0
10+ Assists	-	0
5+ Steals	-	0
5+ Blocks	-	0
5+ 3-Pt FG	-	0

2021-22 GAME-BY-GAME

OPP	MIN	FG-FGA	3FG-FGA	FT-FTA	OFF	DEF	REB	PF	A	TO	BK	ST	PTS	AVG
MSU Moorhead					-DNP-									
Colorado Mesa					-DNP-									
W. Texas A&M					-DNP-									
U. Sciences					GAME CANCELED									
Bentley					GAME CANCELED									
Mercyhurst	10	1-1	0-0	1-2	1	1	2	0	0	1	0	0	3	3.0
Staten Island	7	0-2	0-1	0-0	1	2	3	0	0	0	0	0	0	1.5
St. Rose					-DNP-									
West Liberty														
Le Moyne														
Roberts Wesleyan														
Bridgeport														
Franklin Pierce														
Dist. Columbia														
Stonehill														
St. Anselm														
Clarion														
D'Youville														
Molloy														
Queens														
St. T. Aquinas														
Mercy														
Staten Island														
Dist. Columbia														
Roberts Wesleyan														
Bridgeport														
D'Youville														
St. T. Aquinas														
Mercy														
Molloy														
Queens														

CAREER STATS

YEAR	GP-GS	MIN	AVG	FG-FGA	PCT	3FG-FGA	PCT	FT-FTA	PCT	O-D-T	AVG	PF-FO	A	TO	BK	ST	PTS	AVG
2018-19	20-0	112	5.6	18-35	.514	6-14	.429	8-10	.800	7-14-21	1.1	8-0	8	1	1	5	50	2.5
2019-20																		
2020-21																		
2021-22	2-0	17	8.3	1-3	.333	0-1	.000	1-2	.500	2-3-5	2.5	0-0	0	1	0	0	3	1.5
TOTALS	22-0	128	5.8	19-38	.500	6-15	.400	9-12	.750	9-17-26	1.2	8-0	8	2	1	5	53	2.4

11 JUSTON JOHNSON

Sophomore | Guard | 6-0 | Business Administration
Buffalo, N.Y. | West Seneca West HS | Tennessee Prep



LAST SEASON

Member of first team in program history to advance to NCAA Division II Men's Basketball Elite Eight tournament... 2020-21 NCAA East Regional Champions... appeared in 14 games, including six starts... averaged 3.1 points and 1.1 rebounds per game... finished fifth on the team in assists per game (1.7), sixth on the team in minutes (16.9), field goals made (14) and attempts (39) and tied sixth in made three point field goals (7) and attempts (19)... logged 13 minutes and assist in Daemen debut versus Gannon on Jan. 29... totaled seven points, including 4-of-6 from the free-throw line, along with two assists and three steals at Gannon on Jan. 31... totaled five points on 2-of-4 shooting in nine minutes at Roberts Wesleyan on Feb. 11... totaled eight points along with four assists on 2-of-5 shooting at D'Youville on Feb. 15... totaled two points and season-high five rebounds in 30 minutes of action versus D'Youville on Feb. 24... recorded another eight-point performance on 3-of-5 shooting in 14 minutes of action in NCAA East Regional semifinal versus Bloomfield on Mar. 14.

PLAYER HIGHS

SEASON HIGHS	Points	6	Colorado Mesa
	Rebounds	1	2 times
	Assists	1	2 times
	Steals	1	Colorado Mesa
	Blocks	-	-
	Field Goals	2	Colorado Mesa
	3-Pointers	1	Colorado Mesa
	Free Throws	1	Colorado Mesa
	Minutes	17	Mercyhurst

CAREER HIGHS

	Points	8	2 times
	Rebounds	5	D'Youville (2/24/21)
	Assists	4	2 times
	Steals	3	2 times
	Blocks	1	D'Youville (2/24/21)
	Field Goals	3	Bloomfield (3/14/21)
	3-Pointers	2	2 times
	Free Throws	4	Gannon (1/31/21)
	Minutes	30	D'Youville (2/24/21)

PRODUCTION TRACKER

	21-22	Career
Double-Doubles	-	0
10+ Points	-	0
20+ Points	-	0
30+ Points	-	0
5+ Rebounds	-	1
10+ Rebounds	-	0
5+ Assists	-	0
10+ Assists	-	0
5+ Steals	-	0
5+ Blocks	-	0
5+ 3-Pt FG	-	0

2021-22 GAME-BY-GAME

OPP	MIN	FG-FGA	3FG-FGA	FT-FTA	OFF	DEF	REB	PF	A	TO	BK	ST	PTS	AVG
MSU Moorhead	7	0-0	0-0	0-0	0	0	0	1	0	0	0	0	0	0.0
Colorado Mesa	12	2-3	1-2	1-1	0	0	0	0	0	1	0	1	6	3.0
W. Texas A&M	5	0-0	0-0	0-0	0	0	0	2	0	0	0	0	0	2.0
U. Sciences	GAME CANCELED													
Bentley	GAME CANCELED													
Mercyhurst	17	1-3	0-1	0-0	0	1	1	0	1	3	0	0	2	2.0
Staten Island	7	0-0	0-0	0-0	0	0	0	0	0	0	0	0	0	1.6
St. Rose	10	0-0	0-0	0-0	0	1	1	0	1	0	0	0	0	1.3
West Liberty														
Le Moyne														
Roberts Wesleyan														
Bridgeport														
Franklin Pierce														
Dist. Columbia														
Stonehill														
St. Anselm														
Clarion														
D'Youville														
Molloy														
Queens														
St. T. Aquinas														
Mercy														
Staten Island														
Dist. Columbia														
Roberts Wesleyan														
Bridgeport														
D'Youville														
St. T. Aquinas														
Mercy														
Molloy														
Queens														

CAREER STATS

YEAR	GP-GS	MIN	AVG	FG-FGA	PCT	3FG-FGA	PCT	FT-FTA	PCT	O-D-T	AVG	PF-FO	A	TO	BK	ST	PTS	AVG
2020-21	14-6	238	17.0	14-39	.359	7-19	.368	9-12	.750	3-13-16	1.1	26-1	24	22	1	12	44	3.1
2021-22	6-0	58	9.6	3-6	.500	1-3	.333	1-1	1.000	0-2-2	0.3	3-0	2	4	0	1	8	1.3
TOTALS	20-6	296	14.8	17-45	.378	8-22	.364	10-13	.769	3-15-18	0.9	29-1	26	26	1	13	52	2.6

12 PATRICK HIGGINS

Redshirt Sophomore | Guard | 5-10 | Undeclared
Pennington, N.J. | The Pennington School



LAST SEASON

Opted out due to COVID-19.

PLAYER HIGHS

SEASON HIGHS	Points	-	-
Rebounds	-	-	-
Assists	-	-	-
Steals	-	-	-
Blocks	-	-	-
Field Goals	-	-	-
3-Pointers	-	-	-
Free Throws	-	-	-
Minutes	1	Colorado Mesa	

2021-22 GAME-BY-GAME

OPP	MIN	FG-FGA	3FG-FGA	FT-FTA	OFF	DEF	REB	PF	A	TO	BK	ST	PTS	AVG
MSU Moorhead					-DNP-									
Colorado Mesa	1	0-1	0-0	0-0	0	0	0	0	0	0	0	0	0	0.0
W. Texas A&M					-DNP-									
U. Sciences					GAME CANCELED									
Bentley					GAME CANCELED									
Mercyhurst					-DNP-									
Staten Island					-DNP-									
St. Rose					-DNP-									
West Liberty														
Le Moyne														
Roberts Wesleyan														
Bridgeport														
Franklin Pierce														
Dist. Columbia														
Stonehill														
St. Anselm														
Clarion														
D'Youville														
Molloy														
Queens														
St. T. Aquinas														
Mercy														
Staten Island														
Dist. Columbia														
Roberts Wesleyan														
Bridgeport														
D'Youville														
St. T. Aquinas														
Mercy														
Molloy														
Queens														

CAREER HIGHS	Points	-	-
Rebounds	-	-	-
Assists	-	-	-
Steals	-	-	-
Blocks	-	-	-
Field Goals	-	-	-
3-Pointers	-	-	-
Free Throws	-	-	-
Minutes	1	Colorado Mesa	

PRODUCTION TRACKER	21-22	Career
Double-Doubles	-	0
10+ Points	-	0
20+ Points	-	0
30+ Points	-	0
5+ Rebounds	-	0
10+ Rebounds	-	0
5+ Assists	-	0
10+ Assists	-	0
5+ Steals	-	0
5+ Blocks	-	0
5+ 3-Pt FG	-	0

CAREER STATS

YEAR	GP-GS	MIN	AVG	FG-FGA	PCT	3FG-FGA	PCT	FT-FTA	PCT	O-D-T	AVG	PF-FO	A	TO	BK	ST	PTS	AVG
2019-20																		
2020-21																		
2021-22	1-0	1	1.0	0-0	.000	0-0	.000	0-0	.000	0-0-0	0.0	0-0	0	0	0	0	0	0.0
TOTALS	1-0	1	1.0	0-0	.000	0-0	.000	0-0	.000	0-0-0	0.0	0-0	0	0	0	0	0	0.0

13 NICK MACDONALD

Junior | Guard | 6-5 | Sport Management
Amherst, N.Y. | Canisius HS | Niagara University



LAST SEASON (at Niagara)

Appeared in all 20 games off the bench, helping the Purple Eagles finish 9-11 overall and 7-9 in the Metro Atlantic Athletic Conference... one of nine players to average double-figure minutes (13.6 mpg)... averaged 3.1 points and 1.4 rebounds per game... played a season-high 23 minutes and scored eight points in the season opener vs. Syracuse on Dec. 3... scored 15 points in just 16 minutes while making a career-best five three-pointers vs. Marist on Jan. 2... matched his season-high with 23 minutes in games against Manhattan (Jan. 15) and Quinnipiac (Jan. 23)... son of head coach Mike MacDonald... announced his intention to transfer to Daemen last May.

PLAYER HIGHS

SEASON HIGHS	Points	17	MSU Moorhead
	Rebounds	3	2 times
	Assists	3	3 times
	Steals	2	MSU Moorhead
	Blocks	-	-
	Field Goals	-	MSU Moorhead
	3-Pointers	4	MSU Moorhead
	Free Throws	4	Colorado Mesa
	Minutes	31	Mercyhurst

CAREER HIGHS

Points	18	Rider (2/9/20)
Rebounds	5	Canisius (2/12/20)
Assists	3	3 times
Steals	3	Iona (3/12/21)
Blocks	-	-
Field Goals	7	Rider (2/9/20)
3-Pointers	5	Marist (1/2/21)
Free Throws	6	Marist (2/23/20)
Minutes	31	Mercyhurst

PRODUCTION TRACKER

	21-22	Career
Double-Doubles	-	0
10+ Points	2	6
20+ Points	-	0
30+ Points	-	0
5+ Rebounds	-	1
10+ Rebounds	-	0
5+ Assists	-	0
10+ Assists	-	0
5+ Steals	-	0
5+ Blocks	-	0
5+ 3-Pt FG	-	1

2021-22 GAME-BY-GAME

OPP	MIN	FG-FGA	3FG-FGA	FT-FTA	OFF	DEF	REB	PF	A	TO	BK	ST	PTS	AVG
MSU Moorhead	28	5-9	4-6	3-4	1	2	3	0	3	1	0	2	17	17.0
Colorado Mesa	21	2-5	1-3	4-4	0	2	2	1	1	3	0	1	9	13.0
W. Texas A&M	19	1-5	1-4	0-0	0	1	1	1	0	3	0	1	3	9.7
U. Sciences	GAME CANCELED													
Bentley	GAME CANCELED													
Mercyhurst	31	0-3	0-2	0-0	0	1	1	1	0	3	0	1	0	7.3
Staten Island	21	2-7	2-6	3-3	1	2	3	0	3	1	0	1	9	7.6
St. Rose	15	3-7	2-5	2-2	1	0	1	1	3	2	0	0	10	8.0
West Liberty														
Le Moyne														
Roberts Wesleyan														
Bridgeport														
Franklin Pierce														
Dist. Columbia														
Stonehill														
St. Anselm														
Clarion														
D'Youville														
Molloy														
Queens														
St. T. Aquinas														
Mercy														
Staten Island														
Dist. Columbia														
Roberts Wesleyan														
Bridgeport														
D'Youville														
St. T. Aquinas														
Mercy														
Molloy														
Queens														

CAREER STATS

YEAR	GP-GS	MIN	AVG	FG-FGA	PCT	3FG-FGA	PCT	FT-FTA	PCT	O-D-T	AVG	PF-FO	A	TO	BK	ST	PTS	AVG
2019-20	32-2	433	13.5	44-107	.411	33-89	.371	22-22	1.00	6-26-32	1.0	24-0	11	12	0	11	143	4.5
2020-21	20-0	272	13.6	21-66	.318	17-56	.304	2-3	.667	2-25-27	1.4	25-0	8	6	0	6	61	3.1
2021-22	6-1	136	22.6	13-36	.361	10-26	.385	12-13	.923	3-8-11	1.8	4-0	10	13	0	6	48	8.0
DAEMEN	6-1	136	22.6	13-36	.361	10-26	.385	12-13	.923	3-8-11	1.8	4-0	10	11	0	6	48	8.0
TOTALS	58-3	841	14.5	78-209	.373	60-171	.351	36-38	.947	11-59-70	1.2	53-0	29	31	0	23	252	4.3

15 ANDREW MASON



Sophomore | Guard | 6-3 | Undeclared
Webster, N.Y. | Webster Thomas HS

2021 ECC Championships All-Tournament Team
 ECC Rookie of the Week (2x)

LAST SEASON

Named to the ECC All-Championship Team... two-time ECC Rookie of the Week (Feb. 1, Feb. 22)... member of first team in program history to advance to NCAA Division II Men's Basketball Elite Eight tournament... 2020-21 NCAA East Regional Champions... appeared in and started in all 16 games... one of six players to see action in all 16 games... led the team in total minutes (540) and minutes played (33.8), second in assists per game (3.3), steals per game (0.9), made three-point field goals (38), attempts (78) and percentage (.487) and field goal percentage (.551), third in points per game (12.6), rebounds per game (6.1), made free throws (33) and attempts (42) and free throw percentage (.786) and fourth in field goals made (65) and attempted (118)... ranked among the ECC leaders in three-point shooting percentage (1st), made three-point field goals (2nd), minutes played (3rd), assists per game (4th), field goal percentage (5th), and rebounds per game (9th)... one of four players to record 200+ points and the only freshman to accomplish the feat... finished in double-figure scoring 10 times, including in nine of Daemen's last 11 contests... made at least three or more three-point field goals in seven contests... totaled nine points, nine rebounds and four assists in first career start versus Gannon on Jan. 29... totaled first career double-double (13 points, 10 rebounds) in 36 minutes played at Roberts Wesleyan on Feb. 10... totaled season-high 25 points on 8-of-12 shooting and 5-of-9 three-point shooting in 31 minutes played versus D'Youville on Feb. 24... totaled 11 points, five rebounds, five assists in 43 minutes played at St. Thomas Aquinas in overtime victory on Feb. 27... totaled 18 points on 7-of-9 shooting along with six rebounds and five assists in rematch with Spartans following night in regular season finale... totaled 19 points on 6-of-6 shooting and 5-of-5 three-point shooting along with six rebounds in 34 minutes played in ECC championship finals loss to Spartans on Mar. 7... totaled 10 points, four rebounds and six assists in NCAA East Regional semifinals versus Bloomfield on Mar. 14... totaled 9 points, three rebounds and two assists in NCAA East Regional championship game versus St. Thomas Aquinas on Mar. 16... totaled five points in national quarterfinal contest versus West Texas A&M on Mar. 24.

PLAYER HIGHS

Points	14	West Texas A&M
Rebounds	3	Colorado Mesa
Assists	3	West Texas A&M
Steals	1	2 times
Blocks	-	-
Field Goals	5	West Texas A&M
3-Pointers	4	West Texas A&M
Free Throws	1	MSU Moorhead
Minutes	29	West Texas A&M

CAREER HIGHS

Points	25	D'Youville (2/15/21)
Rebounds	10	2 times
Assists	6	Bloomfield (3/14/21)
Steals	3	D'Youville (2/15/21)
Blocks	2	STAC (2/27/21)
Field Goals	8	D'Youville (2/15/21)
3-Pointers	5	2 times
Free Throws	6	R. Wes. (2/8/21)
Minutes	43	STAC (2/27/21)

PRODUCTION TRACKER

	21-22	Career
Double-Doubles	-	2
10+ Points	2	12
20+ Points	-	1
30+ Points	-	0
5+ Rebounds	-	12
10+ Rebounds	-	2
5+ Assists	-	4
10+ Assists	-	0
5+ Steals	-	0
5+ Blocks	-	0
5+ 3-Pt FG	-	2

2021-22 GAME-BY-GAME

OPP	MIN	FG-FGA	3FG-FGA	FT-FTA	OFF	DEF	REB	PF	A	TO	BK	ST	PTS	AVG
MSU Moorhead	25	3-4	3-3	1-2	1	1	2	1	1	2	0	1	10	10.0
Colorado Mesa	25	3-8	2-5	0-0	1	2	3	2	1	1	0	1	8	9.0
W. Texas A&M	29	5-8	4-6	0-1	0	2	2	1	3	3	0	0	14	10.7
U. Sciences														
Bentley														
Mercyhurst														
Staten Island														
St. Rose	10	0-1	0-1	0-0	1	0	1	1	2	0	0	0	0	8.0
West Liberty														
Le Moyne														
Roberts Wesleyan														
Bridgeport														
Franklin Pierce														
Dist. Columbia														
Stonehill														
St. Anselm														
Clarion														
D'Youville														
Molloy														
Queens														
St. T. Aquinas														
Mercy														
Staten Island														
Dist. Columbia														
Roberts Wesleyan														
Bridgeport														
D'Youville														
St. T. Aquinas														
Mercy														
Molloy														
Queens														

CAREER STATS

YEAR	GP-GS	MIN	AVG	FG-FGA	PCT	3FG-FGA	PCT	FT-FTA	PCT	O-D-T	AVG	PF-FO	A	TO	BK	ST	PTS	AVG
2020-21	16-16	539	33.7	65-118	.551	38-78	.487	33-42	.786	17-81-98	6.1	28-0	52	30	2	14	201	12.6
2021-22	4-3	88	22.0	11-21	.524	9-15	.600	1-3	.333	3-5-8	2.0	5-0	7	6	0	2	32	8.0
TOTALS	20-19	627	31.3	76-139	.547	47-93	.505	34-45	.756	20-86-106	5.3	33-0	59	36	2	16	233	11.7

21 SAYEED OSORIO

Senior | Guard | 6-1 | Sport Management
New York, N.Y. | Holcombe L. Rucker HS



NABC Honors Court

LAST SEASON

Member of first team in program history to advance to NCAA Division II Men's Basketball Elite Eight tournament... 2020-21 NCAA East Regional Champions... appeared in seven games, all in a reserve role... averaged 0.9 points and 0.9 rebounds per game... recorded first two points of Daemen career at D'Youville on Feb. 15... totaled season-highs in minutes played (4), points (4) and rebounds (3) in rematch versus D'Youville on Feb. 24.

PLAYER HIGHS

SEASON HIGHS	Points	-	-
Rebounds	-	-	-
Assists	-	-	-
Steals	-	-	-
Blocks	-	-	-
Field Goals	-	-	-
3-Pointers	-	-	-
Free Throws	-	-	-
Minutes	1	Staten Island	-

2021-22 GAME-BY-GAME

OPP	MIN	FG-FGA	3FG-FGA	FT-FTA	OFF	DEF	REB	PF	A	TO	BK	ST	PTS	AVG
MSU Moorhead					-DNP-									
Colorado Mesa					-DNP-									
W. Texas A&M					-DNP-									
U. Sciences					GAME CANCELED									
Bentley					GAME CANCELED									
Mercyhurst					-DNP-									
Staten Island	1	0-0	0-0	0-0	0	0	0	0	0	0	0	0	0	0.0
St. Rose					-DNP-									
West Liberty														
Le Moyne														
Roberts Wesleyan														
Bridgeport														
Franklin Pierce														
Dist. Columbia														
Stonehill														
St. Anselm														
Clarion														
D'Youville														
Molloy														
Queens														
St. T. Aquinas														
Mercy														
Staten Island														
Dist. Columbia														
Roberts Wesleyan														
Bridgeport														
D'Youville														
St. T. Aquinas														
Mercy														
Molloy														
Queens														

CAREER HIGHS	Points	4	D'Youville (2/24/21)
Rebounds	3	D'Youville (2/24/21)	-
Assists	-	-	-
Steals	-	-	-
Blocks	-	-	-
Field Goals	2	D'Youville (2/24/21)	-
3-Pointers	-	-	-
Free Throws	-	-	-
Minutes	4	D'Youville (2/24/21)	-

PRODUCTION TRACKER	21-22	Career
Double-Doubles	-	0
10+ Points	-	0
20+ Points	-	0
30+ Points	-	0
5+ Rebounds	-	0
10+ Rebounds	-	0
5+ Assists	-	0
10+ Assists	-	0
5+ Steals	-	0
5+ Blocks	-	0
5+ 3-Pt FG	-	0

CAREER STATS

YEAR	GP-GS	MIN	AVG	FG-FGA	PCT	3FG-FGA	PCT	FT-FTA	PCT	O-D-T	AVG	PF-FO	A	TO	BK	ST	PTS	AVG
2020-21	8-0	12	1.5	3-10	.300	0-3	.000	0-1	.000	2-4-6	0.8	1-0	0	1	0	0	6	0.8
2021-22	1-0	1	1.0	0-0	.000	0-0	.000	0-0	.000	0-0-0	0.0	0-0	0	0	0	0	0	0.0
TOTALS	9-0	13	1.4	3-10	.300	0-3	.000	0-1	.000	2-4-6	0.8	1-0	0	1	0	0	6	0.8

22 ANDREW SISCHO

**Graduate Student | Center | 6-9 | Business Administration
Guilderland, N.Y. | Guilderland HS**



2-Time Consensus All-American (NABC, D2CCA)
4-Time First Team All-ECC
4-Time ECC Preseason Player of the Year
14-Time ECC Player of the Week
8-Time ECC Rookie of the Week
2-Time ECC Men's Basketball Scholar-Athlete of the Year
2019-20 CoSIDA Academic All-American

2-Time D2CCA East Region Player of the Year
3-Time ECC Player of the Year
2-Time USBWA Division II National Player of the Week
3-Time ECC Defensive Player of the Week
3-Time NABC Honors Court
2020-21 ECC Male Scholar Athlete of the Year
2017-18 ECC Rookie of the Year

LAST SEASON

Daemen College Male Athlete of the Year ... D2CCA All-America First Team ... NABC All-America Team ... D2CCA All-East Region First Team ... NABC All-District First Team ... East Coast Conference Player of the Year & All-ECC First Team ... three-time ECC Player of the Week ... ECC Championships All-Tournament Team ... NCAA Division II East Regional Most Outstanding Player ... ECC Men's Basketball Scholar-Athlete of the Year ... ECC Male Scholar-Athlete of the Year ... ECC Preseason Player of the Year ... appeared in 15 of the team's 16 games and led the Wildcats to their first NCAA national title and Elite Eight appearance ... averaged 26.9 points per game - a new single-season program record and fourth-best in the country ... also ranked second nationally in rebounding (13.0 rpg) while leading the country for a second straight season in double-doubles (13) ... led the ECC in scoring, rebounding, minutes per game (35.1), made field goals (160), field goal percentage (.630) and made free throws (79) ... opened the season with 30 points and 13 boards in a loss to Gannon - the first of six straight double-doubles ... erupted for 42 points and 17 rebounds in a road win at Roberts Wesleyan on Feb. 8 ... recorded the second 30-20 game of his career, finishing with 31 points and a season-high 21 rebounds in a win over D'Youville on Feb. 10 ... became Daemen's all-time leading scorer during a 20-point outing Feb. 11 at Roberts Wesleyan, surpassing the previous mark of 1,962 points set by Robert Robinson from 1988-92 ... scored his 2,000th career point and grabbed his 1,000th career rebound in a win over Mercy on Feb. 20, becoming just the second player in ECC history to reach both milestones ... only the third player in Daemen history to reach 1,000 rebounds ... scored 28 points and grabbed 13 rebounds in a big late season road win at St. Thomas Aquinas on Feb. 27 ... became the ECC's all-time leader in made field goals in the regular season finale at St. Thomas Aquinas on Feb. 28, surpassing the previous mark of 825 field goals set by STAC's Justin Reyes from 2014-18 ... averaged 25.5 points and 11.5 rebounds in two ECC tournament games ... scored 25 points and added 10 rebounds in Daemen's first-ever NCAA tournament win vs. Bloomfield on Mar. 14 ... scored 25 points and grabbed 13 rebounds in Daemen's regional final victory over St. Thomas Aquinas on Mar. 16 ... scored 29 points and added 16 rebounds in Daemen's Elite Eight loss to top-seeded West Texas A&M on Mar. 24.

PLAYER HIGHS

SEASON HIGHS	Points	37	Saint Rose
	Rebounds	15	2 times
	Assists	-	-
	Steals	1	MSU Moorhead
	Blocks	1	4 times
	Field Goals	15	Saint Rose
	3-Pointers	1	3 times
	Free Throws	6	Saint Rose
	Minutes	35	2 times

CAREER HIGHS

CAREER HIGHS	Points	47	Queens (3/4/20)
	Rebounds	23	Molloy (2/16/18)
	Assists	5	NW Mo. St. (11/1/19)
	Steals	4	2 times
	Blocks	5	Felician (11/8/19)
	Field Goals	19	Queens (3/4/20)
	3-Pointers	2	2 times
	Free Throws	12	Molloy (2/16/18)
	Minutes	45	Molloy (2/16/18)

PRODUCTION TRACKER

PRODUCTION TRACKER		21-22	Career
	Double-Doubles	5	65
	10+ Points	5	103
	20+ Points	3	62
	30+ Points	1	16
	5+ Rebounds	6	105
	10+ Rebounds	5	65
	5+ Assists	-	1
	10+ Assists	-	0
	5+ Steals	-	0
5+ Blocks	-	1	
5+ 3-Pt FG	-	0	

2021-22 GAME-BY-GAME

	MIN	FG-FGA	3FG-FGA	FT-FTA	OFF	DEF	REB	PF	A	TO	BK	ST	PTS	AVG
MSU Moorhead	35	6-15	1-2	3-6	2	13	15	2	0	3	1	1	16	16.0
Colorado Mesa	19	3-7	0-0	3-5	0	7	7	3	0	2	0	0	9	12.5
W. Texas A&M	34	9-13	0-1	0-0	5	10	15	4	0	3	1	0	18	14.3
U. Sciences Bentley	GAME CANCELED													
Mercyhurst	33	12-16	0-0	4-5	5	8	13	3	0	3	0	0	28	17.8
Staten Island	33	10-15	1-1	3-3	7	4	11	2	0	3	1	0	24	19.0
St. Rose	35	15-21	1-1	6-10	5	9	14	1	0	1	1	0	37	22.0
West Liberty														
Le Moyne														
Roberts Wesleyan														
Bridgeport														
Franklin Pierce														
Dist. Columbia														
Stonehill														
St. Anselm														
Clarion														
D'Youville														
Molloy														
Queens														
St. T. Aquinas														
Mercy														
Staten Island														
Dist. Columbia														
Roberts Wesleyan														
Bridgeport														
D'Youville														
St. T. Aquinas														
Mercy														
Molloy														
Queens														

CAREER STATS

YEAR	GP-GS	MIN	AVG	FG-FGA	PCT	3FG-FGA	PCT	FT-FTA	PCT	O-D-T	AVG	PF-FO	A	TO	BK	ST	PTS	AVG
2016-17																		
2017-18	30-18	706	23.5	195-345	.565	3-17	.176	69-106	.651	89-172-261	8.7	71-0	28	65	25	11	462	15.4
2018-19	28-26	832	29.7	229-391	.586	4-8	.500	123-169	.728	106-177-283	10.1	72-0	30	58	28	24	585	20.9
2019-20	31-29	1054	34.0	298-462	.645	13-29	.448	164-222	.739	138-224-362	11.7	100-1	49	102	35	27	773	24.9
2020-21	15-15	526	35.1	160-254	.630	4-19	.211	79-117	.675	71-124-195	13.0	49-2	22	56	16	7	403	26.9
2021-22	6-6	188	31.3	55-87	.632	3-5	.600	19-29	.655	24-51-75	12.5	15-0	0	15	4	1	132	22.0
TOTALS	110-94	3306	30.1	937-1539	.609	27-78	.346	454-643	.706	428-748-1176	10.7	307-3	129	296	108	70	2355	21.4

23 JUSTIN HEMPHILL

Sophomore | Forward | 6-6 | Undeclared
Buffalo, N.Y. | Cardinal O'Hara High School | St. Thomas More Prep



LAST SEASON

Member of first team in program history to advance to NCAA Division II Men's Basketball Elite Eight tournament... 2020-21 NCAA East Regional Champions... appeared in six games, including one start... averaged 3.8 points and 2.2 rebounds per game (sixth on the team)... recorded first career point along with three rebounds in Daemen debut versus Gannon on Jan. 29... followed up with six-point, two-steal performance in rematch with Golden Knights two nights later... matched season-high of six points on 2-of-5 shooting along with three rebounds and two blocks in season-high 20 minutes versus D'Youville on Feb. 10... totaled four points, four rebounds and one block in 14 minutes of play in first start of Daemen career at D'Youville on Feb. 15.

PLAYER HIGHS

SEASON HIGHS	Points	2	Mercyhurst
	Rebounds	3	Staten Island
	Assists	1	2 times
	Steals	1	Colorado Mesa
	Blocks	1	2 times
	Field Goals	1	Mercyhurst
	3-Pointers	-	-
	Free Throws	1	Staten Island
	Minutes	7	Mercyhurst

2021-22 GAME-BY-GAME

OPP	MIN	FG-FGA	3FG-FGA	FT-FTA	OFF	DEF	REB	PF	A	TO	BK	ST	PTS	AVG
MSU Moorhead	5	0-0	0-0	0-0	0	1	1	2	1	2	0	0	0	0.0
Colorado Mesa	5	0-2	0-0	0-0	0	1	1	1	1	1	1	1	0	0.0
W. Texas A&M	6	0-0	0-0	0-0	0	1	1	1	0	1	0	0	0	0.0
U. Sciences														
Bentley														
Mercyhurst	7	1-1	0-0	0-0	0	0	0	0	0	1	1	0	2	0.5
Staten Island	6	0-1	0-0	1-2	0	3	3	2	0	1	0	0	1	0.6
St. Rose														
West Liberty														
Le Moyne														
Roberts Wesleyan														
Bridgeport														
Franklin Pierce														
Dist. Columbia														
Stonehill														
St. Anselm														
Clarion														
D'Youville														
Molloy														
Queens														
St. T. Aquinas														
Mercy														
Staten Island														
Dist. Columbia														
Roberts Wesleyan														
Bridgeport														
D'Youville														
St. T. Aquinas														
Mercy														
Molloy														
Queens														

CAREER HIGHS

Points	6	2 times
Rebounds	4	D'Youville (2/15/21)
Assists	2	R. Wes. (2/11/21)
Steals	2	2 times
Blocks	2	2 times
Field Goals	2	4 tiems
3-Pointers	-	-
Free Throws	2	2 times
Minutes	20	D'Youville (2/10/21)

PRODUCTION TRACKER

	21-22	Career
Double-Doubles	-	0
10+ Points	-	0
20+ Points	-	0
30+ Points	-	0
5+ Rebounds	-	0
10+ Rebounds	-	0
5+ Assists	-	0
10+ Assists	-	0
5+ Steals	-	0
5+ Blocks	-	0
5+ 3-Pt FG	-	0

CAREER STATS

YEAR	GP-GS	MIN	AVG	FG-FGA	PCT	3FG-FGA	PCT	FT-FTA	PCT	O-D-T	AVG	PF-FO	A	TO	BK	ST	PTS	AVG
2020-21	6-1	78	13.1	9-18	.500	0-0	.000	5-7	.714	7-6-13	2.2	11-0	5	5	6	5	23	3.8
2021-22	5-0	30	6.0	1-4	.250	0-0	.000	1-2	.500	0-6-6	1.2	6-0	2	6	2	1	3	0.6
TOTALS	11-1	108	9.9	10-22	.455	0-0	.000	6-9	.667	7-12-19	1.7	17-0	7	11	8	6	26	2.4

24 ZIV BASDEN

Graduate Student | Forward | 6-5 | Business Administration
Nassua, Bahamas | Redemption Christian Academy



NABC Honors Court

LAST SEASON

Member of first team in program history to advance to NCAA Division II Men's Basketball Elite Eight tournament... 2020-21 NCAA East Regional Champions... appeared in 16 games, all in a reserve role... averaged 1.4 points and 1.0 rebounds per game... totaled season-high seven points and minutes (19) along with a career-high in assists (2) and tied career-high in rebounds (9) in a Feb. 15 win at D'Youville.

PLAYER HIGHS

SEASON HIGHS	Points	-	-
Rebounds	-	-	-
Assists	-	-	-
Steals	-	-	-
Blocks	-	-	-
Field Goals	-	-	-
3-Pointers	-	-	-
Free Throws	-	-	-
Minutes	1	Staten Island	-

2021-22 GAME-BY-GAME

OPP	MIN	FG-FGA	3FG-FGA	FT-FTA	OFF	DEF	REB	PF	A	TO	BK	ST	PTS	AVG
MSU Moorhead					-DNP-									
Colorado Mesa					-DNP-									
W. Texas A&M					-DNP-									
U. Sciences					GAME CANCELED									
Bentley					GAME CANCELED									
Mercyhurst					-DNP-									
Staten Island	1	0-0	0-0	0-0	0	0	0	0	0	1	0	0	0	0.0
St. Rose					-DNP-									
West Liberty														
Le Moyne														
Roberts Wesleyan														
Bridgeport														
Franklin Pierce														
Dist. Columbia														
Stonehill														
St. Anselm														
Clarion														
D'Youville														
Molloy														
Queens														
St. T. Aquinas														
Mercy														
Staten Island														
Dist. Columbia														
Roberts Wesleyan														
Bridgeport														
D'Youville														
St. T. Aquinas														
Mercy														
Molloy														
Queens														

CAREER HIGHS	Points	13	LIU Post (12/14/18)
Rebounds	9	2 times	
Assists	2	D'Youville (2/15/21)	
Steals	1	4 times	
Blocks	1	R. Wes. (12/7/19)	
Field Goals	5	LIU Post (12/14/18)	
3-Pointers	-	-	
Free Throws	3	LIU Post (12/14/18)	
Minutes	21	LIU Post (12/14/18)	

PRODUCTION TRACKER	21-22	Career
Double-Doubles	-	0
10+ Points	-	1
20+ Points	-	0
30+ Points	-	0
5+ Rebounds	-	3
10+ Rebounds	-	0
5+ Assists	-	0
10+ Assists	-	0
5+ Steals	-	0
5+ Blocks	-	0
5+ 3-Pt FG	-	0

CAREER STATS

YEAR	GP-GS	MIN	AVG	FG-FGA	PCT	3FG-FGA	PCT	FT-FTA	PCT	O-D-T	AVG	PF-FO	A	TO	BK	ST	PTS	AVG
2017-18										- REDSHIRT SEASON -								
2018-19	16-0	53	3.3	14-18	.778	0-1	.000	6-11	.545	10-14-24	1.5	7-0	1	5	0	2	34	2.1
2019-20	14-0	25	1.8	7-11	.636	0-1	.000	0-0	.000	3-3-6	0.4	6-0	2	2	1	0	14	1.0
2020-21	16-0	75	4.7	6-15	.400	0-0	.000	3-7	.429	6-12-18	1.1	12-1	2	5	0	2	15	0.9
2020-21	1-0	1	1.0	0-0	.000	0-0	.000	0-0	.000	0-0	0.0	0-0	0	1	0	0	0	0.0
TOTALS	47-0	154	3.3	27-44	.614	0-2	.000	9-18	.500	19-29-48	1.0	25-1	5	13	1	4	63	1.4

25 RYAN BRADLEY

Redshirt Junior | Forward | 6-7 | Marketing
Niagara Falls, N.Y. | Canisius HS



LAST SEASON

Opted out due to COVID-19.

PLAYER HIGHS

SEASON HIGHS	Points	15	Staten Island
	Rebounds	9	Staten Island
	Assists	2	2 times
	Steals	2	Staten Island
	Blocks	2	Staten Island
	Field Goals	7	Staten Island
	3-Pointers	1	Mercyhurst
	Free Throws	4	West Texas A&M
	Minutes	30	Mercyhurst

CAREER HIGHS

Points	15	Staten Island
Rebounds	9	Staten Island
Assists	2	5 times
Steals	2	Staten Island
Blocks	2	3 times
Field Goals	7	Staten Island
3-Pointers	1	2 times
Free Throws	4	West Texas A&M
Minutes	30	Mercyhurst

PRODUCTION TRACKER

	21-22	Career
Double-Doubles	-	0
10+ Points	-	0
20+ Points	-	0
30+ Points	-	0
5+ Rebounds	1	3
10+ Rebounds	-	0
5+ Assists	-	0
10+ Assists	-	0
5+ Steals	-	0
5+ Blocks	-	0
5+ 3-Pt FG	-	0

2021-22 GAME-BY-GAME

OPP	MIN	FG-FGA	3FG-FGA	FT-FTA	OFF	DEF	REB	PF	A	TO	BK	ST	PTS	AVG
MSU Moorhead	15	1-4	0-0	0-0	0	4	4	1	2	0	0	0	2	2.0
Colorado Mesa	22	1-3	0-0	0-0	0	2	2	3	0	1	1	1	2	2.0
W. Texas A&M	11	2-3	0-1	4-4	1	4	5	0	0	0	0	0	8	4.0
U. Sciences														
Bentley														
Mercyhurst	30	4-10	1-1	0-0	2	5	7	4	2	4	0	0	9	5.3
Staten Island	23	7-11	0-0	1-3	2	7	9	1	0	1	2	2	15	7.2
St. Rose	12	1-6	0-0	0-0	0	2	2	2	0	1	0	0	2	6.3
West Liberty														
Le Moyne														
Roberts Wesleyan														
Bridgeport														
Franklin Pierce														
Dist. Columbia														
Stonehill														
St. Anselm														
Clarion														
D'Youville														
Molloy														
Queens														
St. T. Aquinas														
Mercy														
Staten Island														
Dist. Columbia														
Roberts Wesleyan														
Bridgeport														
D'Youville														
St. T. Aquinas														
Mercy														
Molloy														
Queens														

CAREER STATS

YEAR	GP-GS	MIN	AVG	FG-FGA	PCT	3FG-FGA	PCT	FT-FTA	PCT	O-D-T	AVG	PF-FO	A	TO	BK	ST	PTS	AVG
2018-19																		
2019-20	20-0	179	9.0	20-46	.435	1-12	.083	4-8	.500	11-25-36	1.8	31-0	10	18	9	8	45	2.3
2020-21																		
2021-22	6-3	114	18.9	16-37	.432	1-2	.500	5-7	.714	5-24-29	4.8	11-0	4	7	3	3	38	6.3
TOTALS	26-3	298	11.5	36-83	.434	2-14	.143	9-15	.600	16-49-65	2.5	42-0	14	25	12	11	83	3.2

30 ZECAREE VEIGA

Graduate Student | Guard/Forward | 6-4 | Business Administration
Riverside, R.I. | East Providence HS | Roberts Wesleyan College



LAST SEASON (at Roberts Wesleyan)

Appeared in all 15 games off the bench, helping the Redhawks finish 8-7 overall and 6-3 in the East Coast Conference... averaged 10.1 minutes per game – one of nine players to get double-figure minutes... averaged 5.0 points and 1.7 rebounds per game... played a season-high 17 minutes and had seven points, two rebounds, two steals, one block and one assist vs. Mercyhurst on Jan. 19... shot 4-of-6 from the field and scored eight points in just 11 minutes vs. Clarion on Jan. 24... played a season-high 16 minutes and scored a season-high 16 points against Daemen on Feb. 8... also reached double figures on Feb. 21, scoring 14 points in 13 minutes vs. D'Youville.

PLAYER HIGHS

Points	3	Staten Island
Rebounds	1	Saint Rose
Assists	-	-
Steals	-	-
Blocks	-	-
Field Goals	-	-
3-Pointers	1	Staten Island
Free Throws	-	-
Minutes	1	Staten Island

CAREER HIGHS

Points	19	Walsh (11/26/19)
Rebounds	6	3 times
Assists	2	3 times
Steals	2	3 times
Blocks	1	5 times
Field Goals	8	Walsh (11/26/19)
3-Pointers	3	Walsh (11/26/19)
Free Throws	4	2 times
Minutes	-	-

PRODUCTION TRACKER

21-22	Career
Double-Doubles	0
10+ Points	7
20+ Points	0
30+ Points	0
5+ Rebounds	4
10+ Rebounds	0
5+ Assists	0
10+ Assists	0
5+ Steals	0
5+ Blocks	0
5+ 3-Pt FG	0

2021-22 GAME-BY-GAME

OPP	MIN	FG-FGA	3FG-FGA	FT-FTA	OFF	DEF	REB	PF	A	TO	BK	ST	PTS	AVG
MSU Moorhead					-DNP-									
Colorado Mesa					-DNP-									
W. Texas A&M					-DNP-									
U. Sciences					GAME CANCELED									
Bentley					GAME CANCELED									
Mercyhurst					-DNP-									
Staten Island	1	1-1	1-1	0-0	0	0	0	0	0	0	0	0	3	3.0
St. Rose	1	0-0	0-0	0-0	0	1	1	0	0	0	0	0	0	1.5
West Liberty														
Le Moyne														
Roberts Wesleyan														
Bridgeport														
Franklin Pierce														
Dist. Columbia														
Stonehill														
St. Anselm														
Clarion														
D'Youville														
Molloy														
Queens														
St. T. Aquinas														
Mercy														
Staten Island														
Dist. Columbia														
Roberts Wesleyan														
Bridgeport														
D'Youville														
St. T. Aquinas														
Mercy														
Molloy														
Queens														

CAREER STATS

YEAR	GP-GS	MIN	AVG	FG-FGA	PCT	3FG-FGA	PCT	FT-FTA	PCT	O-D-T	AVG	PF-FO	A	TO	BK	ST	PTS	AVG
2019-20	9-8	263	29.2	35-81	.432	10-32	.313	12-26	.462	12-23-35	3.9	23-0	12	19	1	9	92	10.2
2020-21	15-0	156	10.4	31-64	.484	6-21	.286	7-10	.700	8-17-25	1.7	27-1	5	12	4	4	75	5.0
2021-22	2-0	2	1.0	1-1	1.000	1-1	1.000	0-0	.000	0-1-1	0.5	0-0	0	0	0	0	3	1.5
DAEMEN	2-0	2	1.0	1-1	1.000	1-1	1.000	0-0	.000	0-1-1	0.5	0-0	0	0	0	0	3	1.5
TOTALS	26-8	421	16.2	67-146	.459	17-54	.315	19-36	.528	20-41-61	2.3	50-1	17	31	5	13	170	6.5

33 **JOEY**
ATKINS

Redshirt Junior | Guard/Forward | 6-5 | Business Administration
Watervliet, N.Y. | Watervliet High School | Jefferson University



LAST SEASON

Opted out due to COVID-19.

PLAYER HIGHS

Points	7	Staten Island
Rebounds	5	Saint Rose
Assists	1	Mercyhurst
Steals	2	2 times
Blocks	2	2 times
Field Goals	3	Staten Island
3-Pointers	-	-
Free Throws	5	Colorado Mesa
Minutes	18	Saint Rose

2021-22 GAME-BY-GAME

[illegible]

CAREER HIGHS

Points	10	Caldwell (1/21/19)
Rebounds	5	Saint Rose
Assists	1	Mercyhurst
Steals	2	3 times
Blocks	2	3 times
Field Goals	3	2 times
3-Pointers	1	Nyack (1/26/19)
Free Throws	5	Colorado Mesa
Minutes	18	Saint Rose

PRODUCTION TRACKER

	21-22	Career
Double-Doubles	-	0
10+ Points	-	0
20+ Points	-	0
30+ Points	-	0
5+ Rebounds	1	1
10+ Rebounds	-	0
5+ Assists	-	0
10+ Assists	-	0
5+ Steals	-	0
5+ Blocks	-	0
5+ 3-Pt FG	-	0

Le Moyne
Roberts Wesleyan
Bridgeport
Franklin Pierce
Dist. Columbia
Stonehill
St. Anselm
Clarion
D'Youville
Molloy
Queens
St. T. Aquinas
Mercy
Staten Island
Dist. Columbia
Roberts Wesleyan
Bridgeport
D'Youville
St. T. Aquinas
Mercy
Molloy
Queens

CAREER STATS

YEAR	GP-GS	MIN	AVG	FG-FGA	PCT	3FG-FGA	PCT	FT-FTA	PCT	O-D-T	AVG	PF-FO	A	TO	BK	ST	PTS	AVG
2018-19	15-0	71	4.7	8-21	.381	1-2	.500	5-10	.500	2-8-10	0.7	12-0	0	8	5	4	22	1.5
2019-20																		
2020-21																		
2021-22	6-0	71	11.8	5-11	.455	0-0	.000	13-20	.650	4-12-16	2.7	7-0	1	9	6	5	23	3.8
DAEMEN	6-0	71	11.8	5-11	.455	0-0	.000	13-20	.650	4-12-16	2.7	7-0	1	9	6	5	23	3.8
TOTALS	21-0	141	6.7	13-32	.406	1-2	.500	18-30	.600	6-20-26	1.2	19-0	1	17	11	9	45	2.1

**TYLER
PUTNEY**

Freshman | Guard | 6-6 | Business Administration
Fredonia, N.Y. | Fredonia HS



LAST SEASON (at Fredonia High School)

Led the Fredonia Hillbillies to the Section VI Class B-3 championship by averaging 20.8 points, 8.2 rebounds and 2.8 assists per game... earned fourth team All-Western New York and third team All-Centercourt honors, as well as being named the Player of the Year by both the Dunkirk/Fredonia Observer and Jamestown Post-Journal... finished his career with 1,074 points in 84 games while setting school record for three-pointers (196).

PLAYER HIGHS

SEASON HIGHS	Points	-	-
	Rebounds	-	-
	Assists	-	-
	Steals	-	-
	Blocks	-	-
	Field Goals	-	-
	3-Pointers	-	-
	Free Throws	-	-
	Minutes	-	-

2021-22 GAME-BY-GAME

[illegible]

PRODUCTION TRACKER

PRODUCTION TRACKER		21-22	Career
	Double-Doubles	-	0
	10+ Points	-	0
	20+ Points	-	0
	30+ Points	-	0
	5+ Rebounds	-	0
	10+ Rebounds	-	0
	5+ Assists	-	0
	10+ Assists	-	0
	5+ Steals	-	0
	5+ Blocks	-	0
	5+ 3-PT FG	-	0

Molloy
Queens
St. T. Aquinas
Mercy
Staten Island
Dist. Columbia
Roberts Wesleyan
Bridgeport
D'Youville
St. T. Aquinas
Mercy
Molloy
Queens

CAREER STATS

YEAR	GP-GS	MIN	AVG	FG-FGA	PCT	3FG-FGA	PCT	FT-FTA	PCT	O-D-T	AVG	PF-FO	A	TO	BK	ST	PTS	AVG
2021-22																		
TOTALS	0-0	0	0.0	0-0	.000	0-0	.000	0-0	.000	0-0-0	0.0	0-0	0	0	0	0	0	0.0

45 JUSTIN POUMPEY

Redshirt Sophomore | Guard | 5-10 | Sport Management
Buffalo, N.Y. | St. Francis HS



LAST SEASON

Opted out due to COVID-19.

PLAYER HIGHS

SEASON HIGHS	Points	-	-
	Rebounds	1	Staten Island
	Assists	-	-
	Steals	-	-
	Blocks	-	-
	Field Goals	-	-
	3-Pointers	-	-
	Free Throws	-	-
	Minutes	1	3 times

CAREER HIGHS	Points	-	-
	Rebounds	1	Staten Island
	Assists	-	-
	Steals	-	-
	Blocks	-	-
	Field Goals	-	-
	3-Pointers	-	-
	Free Throws	-	-
	Minutes	1	3 times

PRODUCTION TRACKER	21-22	Career
	Double-Doubles	0
	10+ Points	0
	20+ Points	0
	30+ Points	0
	5+ Rebounds	0
	10+ Rebounds	0
	5+ Assists	0
	10+ Assists	0
	5+ Steals	0
	5+ Blocks	0
	5+ 3-Pt FG	0

2021-22 GAME-BY-GAME

OPP	MIN	FG-FGA	3FG-FGA	FT-FTA	OFF	DEF	REB	PF	A	TO	BK	ST	PTS	AVG
MSU Moorhead					-DNP-									
Colorado Mesa	1	0-0	0-0	0-0	0	0	0	0	0	0	0	0	0	0.0
W. Texas A&M					-DNP-									
U. Sciences					GAME CANCELED									
Bentley					GAME CANCELED									
Mercyhurst	1	0-0	0-0	0-0	0	0	0	0	0	0	0	0	0	0.0
Staten Island	1	0-1	0-0	0-0	0	1	1	0	0	0	0	0	0	0.0
St. Rose					-DNP-									
West Liberty														
Le Moyne														
Roberts Wesleyan														
Bridgeport														
Franklin Pierce														
Dist. Columbia														
Stonehill														
St. Anselm														
Clarion														
D'Youville														
Molloy														
Queens														
St. T. Aquinas														
Mercy														
Staten Island														
Dist. Columbia														
Roberts Wesleyan														
Bridgeport														
D'Youville														
St. T. Aquinas														
Mercy														
Molloy														
Queens														

CAREER STATS

YEAR	GP-GS	MIN	AVG	FG-FGA	PCT	3FG-FGA	PCT	FT-FTA	PCT	O-D-T	AVG	PF-FO	A	TO	BK	ST	PTS	AVG
2019-20																		
2020-21																		
2021-22	3-0	3	1.0	0-1	.000	0-0	.000	0-0	.000	0-1-1	0.3	0-0	0	0	0	0	0	0.0
TOTALS	3-0	2	1.0	0-0	.000	0-0	.000	0-0	.000	0-0-0	0.0	0-0	0	0	0	0	0	0.0

50 TONY ARNOLD

Sophomore | Guard | 6-1 | Social Work
Rochester, N.Y. | Eastridge HS



LAST SEASON

Member of first team in program history to advance to NCAA Division II Men's Basketball Elite Eight tournament... 2020-21 NCAA East Regional Champions... appeared in five games all in a reserve role... averaged 0.2 points and 0.8 rebounds per game... recorded first career point with a converted free-throw in Daemen's season-opener versus Gannon on Jan. 29... totaled season-highs in rebounds (2) and assists (2) versus D'Youville on Feb. 10... totaled season-high nine minutes at Gannon on Jan. 31.

PLAYER HIGHS

SEASON HIGHS	Points	-	-
Rebounds	-	-	-
Assists	-	-	-
Steals	1	Staten Island	-
Blocks	-	-	-
Field Goals	-	-	-
3-Pointers	-	-	-
Free Throws	-	-	-
Minutes	1	Staten Island	-

CAREER HIGHS	Points	1	Gannon (1/29/21)
Rebounds	2	D'Youville (2/10/21)	-
Assists	2	2 times	-
Steals	1	2 times	-
Blocks	-	-	-
Field Goals	-	-	-
3-Pointers	-	-	-
Free Throws	1	Gannon (1/29/21)	-
Minutes	9	Gannon (1/31/21)	-

PRODUCTION TRACKER	21-22	Career
Double-Doubles	-	0
10+ Points	-	0
20+ Points	-	0
30+ Points	-	0
5+ Rebounds	-	0
10+ Rebounds	-	0
5+ Assists	-	0
10+ Assists	-	0
5+ Steals	-	0
5+ Blocks	-	0
5+ 3-Pt FG	-	0

2021-22 GAME-BY-GAME

OPP	MIN	FG-FGA	3FG-FGA	FT-FTA	OFF	DEF	REB	PF	A	TO	BK	ST	PTS	AVG
MSU Moorhead					-DNP-									
Colorado Mesa														
W. Texas A&M					-DNP-									
U. Sciences					GAME CANCELED									
Bentley					GAME CANCELED									
Mercyhurst					-DNP-									
Staten Island	1	0-0	0-0	0-0	0	0	0	0	0	0	0	1	0	0.0
St. Rose					-DNP-									
West Liberty														
Le Moyne														
Roberts Wesleyan														
Bridgeport														
Franklin Pierce														
Dist. Columbia														
Stonehill														
St. Anselm														
Clarion														
D'Youville														
Molloy														
Queens														
St. T. Aquinas														
Mercy														
Staten Island														
Dist. Columbia														
Roberts Wesleyan														
Bridgeport														
D'Youville														
St. T. Aquinas														
Mercy														
Molloy														
Queens														

CAREER STATS

YEAR	GP-GS	MIN	AVG	FG-FGA	PCT	3FG-FGA	PCT	FT-FTA	PCT	O-D-T	AVG	PF-FO	A	TO	BK	ST	PTS	AVG
2020-21	5-0	25	5.0	0-6	.000	0-0	.000	1-2	.500	0-4-4	0.8	3-0	5	3	0	1	1	0.2
2021-22	2-0	1	0.6	0-0	.000	0-0	.000	0-0	.000	0-0-0	0.0	0-0	0	0	0	1	0	0.0
TOTALS	7-0	26	3.7	0-6	.000	0-0	.000	1-2	.500	0-4-4	0.8	3-0	5	3	0	2	1	0.2

SEASON RECORDS

POINTS				THREE-POINT FIELD GOALS				REBOUNDS			
1.	Andrew Sischo	773	2019-20	1.	David Skolen	114	1989-90	1.	Jim Chapman	394	1988-89
2.	Robert Robinson	767	1990-91	2.	Jeff Redband	100	2019-20	2.	Gerald Beverly	373	2014-15
3.	David Skolen	699	1989-90	3.	Kharmen Wingard	86	2003-04	3.	Andrew Sischo	362	2019-20
4.	Russell John	629	1990-91	4.	Brian Montanaro	84	2004-05	4.	Alex Nwora	347	1991-92
5.	Gerald Beverly	620	2014-15	5.	Pete Loney	83	2008-09	5.	Brian Pettit	329	1996-97
6.	Torrence Dyck	612	2015-16	6.	Jeff Redband	79	2018-19	6.	Alex Nwora	313	1992-93
7.	Chris Lewis	611	1989-90	7.	Russell John	78	1990-91	7.	Alex Nwora	312	1990-91
8.	Brian Montanaro	592	2005-06	8.	Donjuan Tyson	77	2006-07	8.	Brian Pettit	288	1995-96
9.	Andrew Sischo	585	2018-19	9.	Gabriel Marshall	76	2003-04	9.	Chris Lewis	287	1989-90
10.	Robert Robinson	567	1989-90		Kharmen Wingard	76	2004-05	10.	Andrew Sischo	283	2018-19

POINTS PER GAME				THREE-POINT % (min. 1 3PT/game)				REBOUNDS PER GAME			
1.	Andrew Sischo	26.9	2020-21	1.	David Skolen	.557	1986-87	1.	Jim Chapman	14.1	1988-89
2.	Robert Robinson	25.6	1990-91	2.	Marty Lange	.524	1997-98	2.	Andrew Sischo	13.0	2020-21
3.	Andrew Sischo	24.9	2019-20	3.	Mike Maisto	.500	2007-08	3.	Gerald Beverly	12.0	2014-15
4.	Torrence Dyck	21.9	2015-16		Jesse Lalka	.500	2015-16	4.	Andrew Sischo	11.7	2019-20
5.	David Skolen	21.8	1989-90	5.	David Skolen	.491	1989-90	5.	Alex Nwora	11.6	1992-93
	Ralph Henderson	21.8	1987-8	6.	David Skolen	.477	1988-89		Alex Nwora	11.6	1991-92
7.	Russell John	21.0	1990-91	7.	Kevin Lange	.461	2002-03	7.	Brian Pettit	10.6	1996-97
8.	Ralph Henderson	20.5	1986-87		Jay Sarkis	.461	2015-16	8.	Alex Nwora	10.4	1990-91
9.	Andrew Sischo	20.9	2018-19	9.	Brian Montanaro	.452	2004-05	9.	Sandy Finney	10.2	1995-96
10.	Gerald Beverly	20.0	2014-15	10.	Jeff Redband	.450	2016-17	10.	Sandy Finney	10.1	1994-95
									Andrew Sischo	10.1	2018-19

FIELD GOALS				FREE THROWS				ASSISTS			
1.	Andrew Sischo	298	2019-20	1.	Robert Robinson	282	1990-91	1.	Mark Coppola	203	2012-13
2.	Chris Lewis	257	1989-90	2.	Gerald Beverly	180	2014-15		Derrick Henry	203	1988-89
3.	David Skolen	247	1989-90	3.	Robert Robinson	176	1991-92	3.	Robert Robinson	187	1990-91
4.	Robert Robinson	231	1990-91	4.	Andrew Sischo	164	2019-20	4.	Robert Robinson	186	1989-90
5.	Andrew Sischo	229	2018-19	5.	Alex Nwora	161	1992-93	5.	Mark Coppola	161	2011-12
6.	Gerald Beverly	219	2014-15	6.	Joe Olsen	148	2005-06	6.	Tim Foley	157	1994-95
7.	Russell John	218	1990-91	7.	Robert Robinson	142	1989-90	7.	Mark Coppola	154	2013-14
8.	Torrence Dyck	217	2015-16	8.	Monty Montgomery	140	2000-01	8.	Steve Chandler	152	2003-04
9.	Robert Robinson	205	1989-90	9.	Jonathan Walker	139	2002-03	9.	Steve Chandler	147	2002-03
10.	Gerald Beverly	200	2013-14	10.	Jonathan Walker	134	2001-02	10.	Russell John	139	1991-92

FIELD GOAL % (min. 150 made)				FREE THROW % (min. 100 made)				STEALS			
1.	S. Van Duluitgaarden	.661	1991-92	1.	David Skolen	.850	1989-90	1.	Derrick Henry	74	1988-89
2.	Andrew Sischo	.645	2019-20	2.	Todd Zielinski	.850	1996-97	2.	Russell John	73	1990-91
3.	Andrew Sischo	.630	2020-21	3.	Kevin Lange	.844	2002-03	3.	Breon Harris	70	2017-18
4.	Chris Lewis	.624	1989-90	4.	Robert Robinson	.827	1991-92	4.	Casey Sheehan	68	2012-13
5.	Brian Harmon	.610	1986-87	5.	David Skolen	.823	1988-89	5.	Devon Dawson	67	2007-08
6.	Gerald Beverly	.607	2014-15	6.	Mark Rouse	.806	2001-02	6.	Anibal Soler	66	1999-00
7.	Brian Pettit	.605	1998-99	7.	Monty Montgomery	.790	1997-98	7.	Eder Joseph	62	1999-00
8.	Chris Lewis	.603	1988-89	8.	Robert Robinson	.789	1989-90	8.	Jorge Ebanks	61	2009-10
9.	Gerald Beverly	.597	2012-13	9.	Brian Montanaro	.783	2005-06	9.	Dewan Stroud	60	2006-07
10.	Andrew Sischo	.586	2018-19	10.	Monty Montgomery	.782	2000-01	10.	Therreon Blackwell	59	2004-05
									Rob Robinson	59	1990-91
									Breon Harris	59	2019-20


Gerald Beverly

David Skolen

BLOCKS			
1.	Ron Wright	119	2005-06
2.	Ron Wright	114	2004-05
3.	Gerald Beverly	111	2013-14
4.	Gerald Beverly	110	2014-15
5.	Gerald Beverly	59	2012-13
6.	Brian Pettit	55	1998-99
7.	Mario Torres	54	1992-93
8.	Brian Pettit	52	1996-97
9.	Gerald Beverly	50	2011-12
10.	Ralph Henderson	49	1986-87

CAREER RECORDS
POINTS (1,000-Point Club)

1.	Andrew Sischo	2,355	2017-Pr.
2.	Robert Robinson	1,962	1988-92
3.	Brian Montanaro	1,920	2002-06
4.	David Skolen	1,876	1986-90
5.	M. Montgomery	1,814	1996-01
6.	Gerald Beverly	1,799	2011-15
7.	Alex Nwora	1,514	1989-93
8.	Casey Sheehan	1,505	2010-14
9.	Jeff Redband	1,422	2016-20
10.	Brian Pettit	1,414	1994-99
11.	Rob Lange	1,330	1992-96
12.	Devon Dawson	1,310	2007-12
13.	Kharmen Wingard	1,281	2002-05
14.	Jim Regan	1,241	2009-13
15.	Mark Rouse	1,172	1998-02
16.	Kevin Lange	1,152	1999-03
17.	Chris Moore	1,126	1996-00
18.	Chris Lewis	1,105	1988-90
19.	Jordan Greene	1,090	2011-15
20.	Danny McCabe	1,078	1884-98
21.	Jay Sarkis	1,070	2015-20
22.	Therreon Blackwell	1,069	2002-06
23.	Russell John	1,061	1990-92
24.	Torrence Dyck	1,056	2014-16
25.	Deion Hamilton	1,029	2015-19
26.	Ralph Henderson	1,015	1986-88
27.	Breon Harris	1,012	2016-20

POINTS PER GAME

1.	Andrew Sischo	21.4	2017-Pr.
2.	Torrence Dyck	20.7	2014-16
3.	Chris Lewis	18.4	1988-90
4.	Robert Robinson	17.8	1988-92
5.	Russell John	17.4	1990-92
6.	Dewan Stroud	16.8	2006-08
7.	David Skolen	16.5	1986-90
8.	Monty Montgomery	16.2	1996-01
9.	Jonathan Walker	15.3	2001-03
10.	Dom Mazzocchi	15.2	2010-12

FIELD GOALS

1.	Andrew Sischo	937	2019-20
2.	David Skolen	687	1986-90
3.	Gerald Beverly	669	2011-15
4.	Brian Montanaro	656	2002-06
5.	Monty Montgomery	656	1996-01
6.	Robert Robinson	640	1988-92
7.	Casey Sheehan	544	2010-14
8.	Alex Nwora	532	1989-93
9.	Brian Pettit	519	1994-99
10.	Jim Regan	477	2009-13

FIELD GOAL % (MIN. 150 MADE)

1.	Chris Lewis	.615	1988-90
2.	Andrew Sischo	.609	2017-Pr.
3.	S. Van Duluigaarden	.606	1990-92
4.	Gerald Beverly	.583	2011-15
5.	Kadeem Johnson	.581	2010-14
6.	Steve Chandler	.568	2002-04
7.	Joe Olsen	.559	2004-06
8.	Darnell Jackson	.554	2003-05
9.	Ralph Henderson	.549	1986-88
10.	Brian Pettit	.543	1994-99

THREE-POINT FIELD GOALS

1.	Jeff Redband	316	2016-20
2.	Brian Montanaro	288	2002-06
3.	David Skolen	279	1986-90
4.	Kharmen Wingard	237	2002-05
5.	Jordan Greene	201	2011-15
6.	Jay Sarkis	200	2015-20
7.	Mark Rouse	183	1998-02
8.	Kevin Lange	169	1999-03
9.	Casey Sheehan	147	2010-14
10.	Russell John	143	1990-92

THREE-POINT % (min. 50 made)

1.	David Skolen	.487	1986-90
2.	Jesse Lalka	.463	2013-17
3.	Jeff Redband	.438	2016-20
4.	Robert Robinson	.433	1988-92
5.	Jay Sarkis	.429	2015-20
6.	Pete Loney	.426	2007-09
7.	Adrian Baugh	.424	1999-01
8.	Brian Montanaro	.418	2002-06
9.	Kyle Clifford	.415	2013-15
10.	Donjuan Tyson	.403	2006-07

FREE THROWS

1.	Robert Robinson	630	1988-92
2.	Gerald Beverly	459	2011-15
3.	Andrew Sischo	454	2017-Pr.
3.	Alex Nwora	441	1989-93
5.	Monty Montgomery	427	1996-01
6.	Brian Pettit	373	1994-99
7.	Rob Lange	366	1992-96
8.	Brian Montanaro	320	2002-06
9.	Devon Dawson	275	2007-12
10.	Jonathan Walker	273	2001-03

FREE THROW % (min. 100 made)

1.	Jeff Redband	.880	2016-20
2.	David Skolen	.826	1986-90
3.	Arif Mehmetaj	.806	2014-17
4.	Jay Sarkis	.795	2015-20
5.	Robert Robinson	.788	1988-92
6.	Mark Rouse	.788	1998-02
7.	Brian Montanaro	.786	2002-06
8.	Jaleo Wilkes	.773	2015-17
9.	Jeff Eaddy	.768	1986-90
10.	Monty Montgomery	.757	1996-01

REBOUNDS

1.	Andrew Sischo	1,176	2017-Pr.
2.	Alex Nwora	1,103	1989-93
3.	Gerald Beverly	1,004	2011-15
4.	Brian Pettit	991	1994-99
5.	Monty Montgomery	806	1996-01
6.	Jim Regan	587	2009-13
7.	Devon Dawson	585	2007-12
8.	Danny McCabe	570	1994-98
9.	Eder Joseph	542	1997-00
10.	Mario Torres	537	1990-94

REBOUNDS PER GAME

1.	Andrew Sischo	10.7	2017-Pr.
2.	Alex Nwora	9.3	1989-93
3.	Brian Pettit	8.7	1994-99
4.	Chris Lewis	8.5	1988-90
5.	Gerald Beverly	8.4	2011-15
6.	Steve Chandler	7.4	2002-04
7.	Monty Montgomery	7.2	1996-01
8.	Eder Joseph	6.7	1997-00
9.	Mario Torres	6.5	1990-94
	Jonathan Walker	6.5	2001-03

ASSISTS

1.	Mark Coppola	623	2010-14
2.	Robert Robinson	503	1988-92
3.	Casey Sheehan	470	2010-14
4.	Therreon Blackwell	438	2002-06
5.	Jay Sarkis	336	2015-20
6.	Tim Foley	334	1990-95
7.	Mark Rouse	320	1998-02
8.	Anibal Soler	304	1997-00
9.	Steve Chandler	299	2002-04
10.	David Skolen	293	1986-90

STEALS

1.	Devon Dawson	198	2007-12
2.	Therreon Blackwell	185	2002-06
	Casey Sheehan	185	2010-14
	Breon Harris	185	2016-20
5.	Mark Coppola	168	2010-14
6.	Anibal Soler	165	1996-00
7.	Robert Robinson	161	1988-92
	Brian Montanaro	161	2002-06
8.	Alex Nwora	154	1989-93
9.	Monty Montgomery	135	1996-01
	Mark Rouse	135	1998-02

BLOCKS

1.	Gerald Beverly	330	2011-15
2.	Ron Wright	233	2004-06
3.	Brian Pettit	144	1994-99
4.	Jim Regan	117	2009-13
5.	Andrew Sischo	108	2017-Pr.
6.	Mario Torres	102	1990-94
7.	Jeff Redband	101	206-20
8.	Kevin Lange	81	1999-03
9.	Ralph Henderson	79	1986-88
10.	Garyce Hervey	78	1998-00


Brian Montanaro

SINGLE GAME RECORDS

POINTS

1. Andrew Sischo 47 vs. Queens (N.Y.) 03/04/20

REBOUNDS

1. Jim Chapman 25 vs. New Jersey Inst. Of Tech. 11/26/88

ASSISTS

1. Robert Robinson 18 vs. Windsor 11/10/90

BLOCKED SHOTS

1. Gerald Beverly 12 vs. St. Thomas (Fla.) 12/17/14

STEALS

1. Derrick Henry 8 vs. SUNY Cortland 01/07/89

FIELD GOALS MADE

1. Andrew Sischo 19 vs. Queens (N.Y.) 03/04/20

FIELD GOALS ATTEMPTED

1. Russell John 32 vs. Ramapo 11/16/90

FREE THROWS MADE

1. Robert Robinson 21 vs. Point Park 02/02/91

FREE THROWS ATTEMPTED


1. Robert Robinson 24 vs. Point Park 02/02/91

3-POINT FIELD GOALS MADE


1. David Skolen 12 vs. Waynesburg 11/15/89

3-POINT FIELD GOALS ATTEMPTED

1. David Skolen 18 vs. Waynesburg 11/15/89



Alex Nwora



Robert Robinson

DAEMEN MBB GAME NOTES | GAME #7 VS. WEST LIBERTY | NOV. 29, 2021

SINGLE GAME RECORDS – INDIVIDUAL – NCAA ERA (2015-present)

POINTS

1. Andrew Sischo 47 vs. Queens (N.Y.) 03/04/20

REBOUNDS

1. Andrew Sischo 23 vs. Molloy 02/16/18

ASSISTS

1. Jay Sarkis 11 vs. Queens (N.Y.) 01/21/18

BLOCKED SHOTS

1. Arif Mehmetaj 6 vs. Mercy 01/28/17

STEALS

1. Breon Harris 7 vs. LIU Post 01/12/18

FIELD GOALS MADE

1. Andrew Sischo 19 vs. Queens (N.Y.) 03/04/20

FIELD GOALS ATTEMPTED

1. Andrew Sischo 29 vs. Queens (N.Y.) 03/04/20

FREE THROWS MADE

1. Jaleo Wilkes 14 vs. Mercyhurst 11/27/16

FREE THROWS ATTEMPTED

1. Jaleo Wilkes 15 vs. Mercyhurst 11/27/16

Andrew Sischo 15 vs. Molloy 02/16/18

3-POINT FIELD GOALS MADE

1. Jeff Redband 7 vs. LIU Post 02/15/19

Jeff Redband 7 vs. U. Sciences 11/30/19

Jeff Redband 7 vs. Roberts Wesleyan 02/01/20

Jeff Redband 7 vs. Bridgeport 02/07/20

3-POINT FIELD GOALS ATTEMPTED

1. Jeff Redband 13 vs. LIU Post 02/23/18

SINGLE GAME RECORDS – INDIVIDUAL – EAST COAST CONFERENCE GAMES (2013-present)

POINTS

1. Andrew Sischo 42 vs. Roberts Wesleyan 02/08/21

REBOUNDS

1. Andrew Sischo 23 vs. Molloy 02/16/18

ASSISTS

1. Jay Sarkis 11 vs. Queens (N.Y.) 01/21/18

BLOCKED SHOTS

1. Gerald Beverly 11 vs. Mercy 01/06/14

STEALS

1. Breon Harris 7 vs. LIU Post 01/12/18

FIELD GOALS MADE

1. Andrew Sischo 16 vs. Molloy 02/08/19

Andrew Sischo 16 vs. Roberts Wesleyan 02/08/21

FIELD GOALS ATTEMPTED

1. Andrew Sischo 26 vs. Molloy 02/08/19

FREE THROWS MADE

1. Casey Sheehan 14 vs. Dowling 02/21/14

Gerald Beverly 14 vs. Bridgeport 01/10/15

Gerald Beverly 14 vs. Mercy 02/21/15

FREE THROWS ATTEMPTED

1. Casey Sheehan 20 vs. Dowling 02/21/14

3-POINT FIELD GOALS MADE

1. Jeff Redband 7 vs. LIU Post 02/15/19

Jeff Redband 7 vs. Roberts Wesleyan 02/01/20

Jeff Redband 7 vs. Bridgeport 02/07/20

3-POINT FIELD GOALS ATTEMPTED

1. Jordan Greene 13 vs. Dowling 01/17/14

Jeff Redband 13 vs. LIU Post 02/23/18



Jeff Redband



Casey Sheehan

SINGLE GAME RECORDS – TEAM – NCAA ERA (2015-present)

POINTS	109	vs. Wilmington (Del.)	11/13/15
VICTORY MARGIN	45	vs. LIU Post	02/15/19
REBOUNDS	57	vs. D'Youville	02/10/19
OFFENSIVE REBOUNDS	23	vs. Molloy	02/08/19
DEFENSIVE REBOUNDS	40	vs. Dowling	12/18/15
	40	vs. Felician	11/08/19
	40	vs. Mercy	12/13/19
	40	vs. D'Youville	02/10/21
ASSISTS	27	vs. LIU Post	12/14/18
	27	vs. LIU Post	02/15/19
BLOCKS	9	vs. Lake Erie	11/26/18
STEALS	15	vs. Molloy	02/28/20
FIELD GOALS	41	vs. LIU Post	12/14/18
FIELD GOALS ATTEMPTED	81	vs. Molloy	02/16/18
FIELD GOAL PERCENTAGE	.633	vs. Dist. Columbia	01/21/17
3-POINT FIELD GOALS	19	vs. LIU Post	02/15/19
3-POINT ATTEMPTED	40	vs. LIU Post	11/30/16
3-POINT PERCENTAGE	.619	vs. Dist. Columbia	01/21/17
FREE THROWS	42	vs. Queens (N.Y.)	01/24/16
FREE THROWS ATTEMPTED	51	vs. Queens (N.Y.)	01/24/16
FREE THROW PERCENTAGE	1.000	vs. Bridgeport	02/07/20
	1.000	vs. Le Moyne	11/19/19

SINGLE GAME RECORDS – TEAM – EAST COAST CONFERENCE GAMES (2013-present)

POINTS	111	vs. Molloy	02/07/14
VICTORY MARGIN	55	vs. Dist. Columbia	01/12/14
REBOUNDS	57	vs. D'Youville	02/10/21
OFFENSIVE REBOUNDS	23	vs. Molloy	02/08/19
DEFENSIVE REBOUNDS	41	vs. Roberts Wesleyan	01/20/15
ASSISTS	27	vs. LIU Post	12/14/18
	27	vs. LIU Post	02/15/19
BLOCKS	15	vs. St. Thomas Aquinas	01/24/14
STEALS	15	vs. Molloy	02/28/20
FIELD GOALS	42	vs. Dist. Columbia	02/06/16
FIELD GOALS ATTEMPTED	81	vs. Molloy	02/16/18
FIELD GOAL PERCENTAGE	.633	vs. Dist. Columbia	01/21/17
3-POINT FIELD GOALS	19	vs. LIU Post	02/15/19
3-POINT ATTEMPTED	40	vs. LIU Post	11/30/16
3-POINT PERCENTAGE	.619	vs. Dist. Columbia	01/21/17
FREE THROWS	42	vs. Queens (N.Y.)	01/24/16
FREE THROWS ATTEMPTED	51	vs. Queens (N.Y.)	01/24/16
FREE THROW PERCENTAGE	1.000	vs. Bridgeport	02/14/15
	1.000	vs. Bridgeport	02/07/20



2015-16 Team - 1st Year Full NCAA Division II



2018-19 Team - 1st NCAA Tournament



LAST GAME RECAP

Sischo And Fasoyiro Lead Wildcats Past Previously Unbeaten Golden Knights

AMHERST, N.Y. - Veterans [Andrew Sischo](#) (Guilderland, N.Y.) and [Sean Fasoyiro](#) (Houston, Tex.) accounted for a combined 60 points to lead the Daemen College men's basketball team to an 83-71 victory over The College of Saint Rose today at Lumsden Gym on the Daemen Campus.

The Wildcats evened their record to 3-3 on the year. Five of Daemen's first six opponents have been ranked either regionally or nationally and the Wildcats are now 2-3 in those contests.

CSR, which entered the game ranked No. 10 in the Division II Sports Information Directors of America (D2SIDA) East Region poll and receiving votes in the D2SIDA national poll, suffered its first loss of the year and stands at 4-1 on the season.

St. Rose built held a nine point lead, 24-15, with just over eight minutes left in the first half when a Fasoyiro put back sparked the hosts on a 14-3 run. Fasoyiro scored six points during the run and his layup with 3:34 left before halftime capped the rally and gave Daemen a 29-27 lead. The teams traded the baskets the rest of the half, before a conventional three-point play by Sischo with five seconds left in the frame gave the Wildcats a 39-35 halftime lead.

Daemen was clinging to a six point lead, 51-45, with 12 minutes to play when Fasoyiro scored six-straight points and gave the hosts their first double digit lead of the game, 57-45. Saint Rose stayed within striking distance for a while, but the Golden Knights could never get the Daemen lead under five points. The Wildcats were up 68-61 heading into the final five minutes when the hosts finally took control with a 13-6 run. A three-pointer by junior [Nick MacDonald](#) (Amherst, N.Y.) capped the spurt and gave the Wildcats an 81-67 lead with 1:21 to play.

IMPACT PLAYERS

- Sischo went 15-of-21 from the field and finished with a season-high 37 points. He also grabbed 14 rebounds for his fifth double-double of the season—and the 65th double-double of his career.
- Fasoyiro flirted with a triple-double and finished with a season-high 23 points, a career-high 11 rebounds, a career-high nine assists and a career-high four steals.
- MacDonald helped Daemen cause with 10 points and three assists in just 15 minutes of action.
- Saint Rose was paced by freshman guard/forward Shane O'Dell, who entered the game averaging 22.3 points and 6.5 rebounds per game. The rookie scored 18 points in the first half, but was limited to just six points over the final 20 minutes and finished with 24 points and 11 rebounds. Senior Adam Anderson added 16 points and five boards for the visitors.

GAME NOTES

- Daemen returns 11 players, including all five starters, from their 2020-21 team that won the NCAA Division II East Region Championship and advanced to the Elite Eight.
- Daemen has now prevailed in the last four meetings between the two in-state rivals and the Wildcats own a 4-1 advantage in the all-time series.
- Daemen shot a season-high 48-percent (33-for-69) from the field and dished out a season-high 19 assists with a season-low eight turnovers. St. Rose shot just 33-percent (12-for-37) in the second half and finished 26-for-71 (37%) from the field overall.
- Daemen finished with a sizable advantage in points off turnovers (13-3), bench points (15-9) and points in the paint (42-28).
- Sischo, who grew up less than 10 miles from the St. Rose campus, has scored over 30 points in his last two meetings with CSR and has averaged 31.0 points and 9.3 rebounds in three career games against the Golden Knights.
- Sischo has now scored in double figures in 71 of his last 72 games. Tonight's outing marked the 16th 30-point game of his career. He has now totaled 2,355 points and 1,176 rebounds in 110 career games.
- Fasoyiro reached 20 points in a game for the third time in his two-year Daemen career. He has now totaled 304 points (13.8 pg) in 22 games with Daemen.
- Daemen head coach [Mike MacDonald](#) is now just one win shy of 400 for his career. The veteran bench boss owns a 399-286 record across 25 seasons. MacDonald ranks 37th among active Division II coaches in career wins. He has led Daemen to a 142-60 record since taking the reins of the program in 2014.

NEXT JUMP BALL

Daemen travels to Liberty, W. Va. Monday (Nov. 29) to take on nationally-ranked West Liberty University. The Hilltoppers are currently ranked No. 7 in the National Association of Basketball Coaches Division II poll and No. 4 in the D2SIDA national poll.

DAEMEN MBB GAME NOTES | GAME #7 VS. WEST LIBERTY | NOV. 29, 2021

2021-22 BOX SCORES



Official Basketball Box Score - Final
MSU Moorhead at Daemen
10/29/21 First United Bank Center, Canyon
2021-22 Men's Basketball

Game Time: 5:30 PM
Game Duration: 1:52
Attendance: 113

Officials: Ryan Huber, Darron Griffin, Trent Chayney

MSU Moorhead - 63

Record: 0-1

NO. Name	Min	FG	3P	FT	Rebounds	Fouls	TP	AS	TO	ST	Blocks	+/-
M-A	M-A	M-A	M-A	OR DR TOT	PF FD						BS BA	
24 Dane Zimmer	F 22:56	3-8	0-2	0-1	3 2 5	4 2	6	1	0	0	0	-16
25 Gaddar Kuehl	F 16:29	3-6	0-2	4-4	4 4 8	2 2	10	1	3	0	2	4
1 Lorenzo McChew	G 30:14	5-12	1-1	1-2	3 2 5	5 2	12	0	2	0	1	0
4 Jacob Beeninga	G 28:16	2-11	0-7	2-5	0 3 3	2 3	6	2	1	2	0	9
12 Gavin Baumgartner	G 28:50	3-8	1-5	0-0	5 5 1	0 7	4	3	0	1	0	0
2 Bryce Istfeld	27:09	3-12	2-8	2-2	0 3 3	2 2	10	0	2	0	0	-9
13 Siman Sem	14:45	2-3	1-2	0-0	2 2 4	1 0	5	2	2	0	0	1
35 Jesse Bergh	14:58	1-2	0-0	1-1	2 0 2	1 1	3	1	0	0	1	0
11 Gabe Myren	09:39	1-3	0-2	0-0	2 1 3	2 1	2	1	1	2	0	-3
10 Jaden Stanley-Williams	06:44	1-1	0-0	0-0	1 0 1	0 0	2	1	0	0	0	-12
Team					2 0 2		0					
Totals		24-66	5-29	10-15	19 22 41	20 13	63	13	14	4	4	-1

Technical Fouls: NONE

Daemen - 67

Record: 1-0

NO.	Name	Min	FG		FT	Rebounds		Fouls		TP	AS	TO	ST	BS	BA	+/-	Shooting By Period		
			M-A	3P-A	OR	DR	OT	PF	FD								1 st FG%	1 st FT%	
22	Andrew Sischo	C 34:30	6-15	1-2	3-6	2	13	15	2	6	16	0	3	1	1	2	8	3PT% 36.4	46.2%
2	Sean Fasoyiro	G 27:05	1-4	0-0	6-6	1	2	3	1	4	8	2	1	0	0	0	11	3PT% 5.8	82.5%
4	Kyle Harris	G 12:10	0-5	0-2	0	0	1	0	1	0	0	2	0	0	0	0	-12	2 nd FG% 9.31	42.9%
5	Ryan Salzberg	G 33:11	4-5	1-1	0	0	2	3	1	9	2	3	0	0	0	0	-2	3PT% 6.6	75.0%
15	Andrew Mason	G 24:46	3-4	3-3	1-2	1	2	1	3	10	1	2	1	0	0	0	3	FT% 11.15	73.9%
13	Nick MacDonald	27:50	5-9	4-6	3-4	1	2	3	0	3	17	3	1	2	0	1	16	GM FG% 21.47	44.3%
25	Ryan Bradley	14:38	1-4	0-0	0-0	0	4	4	1	0	2	2	0	0	0	0	4	3PT% 9.14	64.3%
33	Joey Atkins	13:49	1-1	0-0	3-4	0	3	3	1	3	5	0	1	0	0	0	-11	FT% 16.23	69.6%
11	Justin Johnson	06:49	0-0	0-0	0-0	0	0	0	1	0	0	0	0	0	0	0	6	Dead Ball Rebounds: 5	
23	Justin Hemphill	05:12	0-0	0-0	0-0	0	1	1	2	0	0	1	2	0	0	0	-3		
Team						0	1	1		0									
Totals			21-47	9-14	16-23	6	28	34	13	20	67	11	15	7	1	4	4		

Technical Fouls: NONE

MSUM	DC
Biggest lead	7 (1 st 15:24) 11 (2 nd 2:38)
Best Scoring Run	7 (1 st 15:24) 8 (2 nd 2:38)
Lead Changes	11
Times Tied	12
Time with Lead	15:03 17:31

Points from	MSUM	DC
Turnovers	17	16
Paint	28	20
Second Chance	18	7
Fast Breaks	5	13
Bench	22	24

Period by Period Scoring

1st 2nd TOT

MSUM 30 33 63

DC 32 35 67



Official Basketball Box Score - Final
Daemen at West Tex. A&M
10/31/21 First United Bank Center, Canyon
2021-22 Men's Basketball

Game Time: 5:30 PM
Game Duration: 2:12
Attendance: 651

Officials: Darron Griffin, DeMond Thomas, Ryan Snyder

Daemen - 66

Record: 1-2

NO. Name	Min	FG	3P	FT	Rebounds	Fouls	TP	AS	TO	ST	Blocks	+/-
M-A	M-A	M-A	M-A	OR DR TOT	PF FD						BS BA	
22 Andrew Sischo	C 33:59	9-13	0-1	0-0	5 10 15	4 1	18	0	3	0	1	5
2 Sean Fasoyiro	G 33:44	4-12	1-5	6-9	1 4 5	3 7	15	3	2	0	2	4
4 Kyle Harris	G 23:30	1-6	1-3	0-0	0 3 3	1 0	3	1	1	2	1	14
5 Ryan Salzberg	G 34:40	2-5	1-3	0-0	0 1 1	0 2	5	2	1	1	0	2
15 Andrew Mason	G 28:32	5-8	4-6	0-1	0 2 2	1 3	14	3	3	0	0	11
13 Nick MacDonald	18:44	1-5	1-4	0-0	0 1 1	1 1	3	0	3	1	0	-20
25 Ryan Bradley	11:26	2-3	0-1	4-4	1 4 5	0 2	8	0	0	0	0	-13
23 Justin Hemphill	05:59	0-0	0-0	0-0	0 1 1	1 1	0	0	1	0	0	-1
33 Joey Atkins	04:06	0-1	0-0	0-0	0 1 1	1 0	0	0	1	0	1	-6
11 Justin Johnson	05:20	0-0	0-0	0-0	0 0 0	2 0	0	0	0	0	0	-7
Team					1 3 4		0		2			
Totals		24-53	8-23	10-14	8 29 37	14 17	66	9	17	4	5	-3

Technical Fouls: NONE

West Tex. A&M - 69

Record: 3-0

RECORD													Shooting By Period			
NO. Name	Min	FG	3P	FT	Rebounds	Fouls	TP	AS	TO	ST	BS	+/-	1 st FG	16-38	42-1%	
4 Julius Brown	G 37:04	5-16	3-6	1-4	1 6 7	1 2	14	1	0	2	0	4	-4	3PT%	4-14	28%
11 Karon Booker	G 27:36	5-12	0-3	1-2	3 2 5	2 3	11	0	2	1	1	0	-1	FT%	2-3	66.7%
14 Zach Toussaint	G 21:02	1-5	1-2	2-2	0 1 1	1 1	5	0	1	0	0	0	3	2 nd FG	10-34	29.4%
23 Hayden Blankley	G 22:39	2-9	0-5	0-0	5 2 7	3 0	4	2	2	0	0	0	2	3PT%	4-13	30.8%
35 Larry Wise	G 31:43	5-11	1-4	4-5	3 3 6	3 12	15	0	0	0	1	0	12	FT%	7-11	63.6%
33 Addison Wallace	15:41	5-10	1-2	0-0	0 2 2	0 1	11	1	0	1	0	1	-8	GM FG%	26-72	36.1%
24 Cameron Bell	19:54	0-4	0-2	0-0	1 0 1	2 1	0	0	1	2	0	1	0	3PT%	8-27	29.6%
1 Jesse Iweze	10:05	2-3	1-1	0-0	3 2 5	2 2	5	1	1	1	1	0	2	FT%	9-14	64.3%
12 Dain Williams	09:03	0-0	0-0	0-0	2 1 3	1 0	0	0	0	0	2	0	0	Dead Ball Rebounds: 3-3		
25 Austin Shelley	05:13	1-2	1-2	1-1	0 1 1	2 2	4	0	1	0	0	0	8			
Team					0 2 2		0		2							
Totals		26-72	8-27	9-14	18 22 40	17 14	69	7	11	6	6	5	3			

Technical Fouls: NONE

DC	WT
Biggest lead	5 (1 st 12:46) 9 (1 st 6:53)
Best Scoring Run	11 (2 nd 14:19) 12 (1 st 8:32)
Lead Changes	10
Times Tied	5
Time with Lead	07:18 28:50

Points from	DC	WT
Turnovers	9	16
Paint	24	22
Second Chance	8	17
Fast Breaks	16	6
Bench	11	20

Period by Period Scoring

1st 2nd TOT

DC 29 37 66

WT 38 31 69



Official Basketball Box Score - Final
Colorado Mesa at Daemen
10/30/21 First United Bank Center, Canyon
2021-22 Men's Basketball

Game Time: 6:30 PM
Game Duration: 1:54
Attendance: 196

Officials: Nick Awood, Demond Thomas, John Jenkins

Colorado Mesa - 76

Record: 1-1

Concordia Men's - FG													Shooting By Period				
NO. Name	Min	FG	3P	FT	Reb	OR	DR	TOT	Fouls	TP	AS	TO	ST	Blocks	BS	BA	+/-
1 Christopher Speller	G 27:46	3-7	0-0	4-4	2	1	3	2	3	10	1	5	1	0	1	0	11
2 Reece Johnson	G 31:05	2-7	0-3	0-2	2	2	4	1	2	4	0	1	0	0	0	0	1
4 Mac Rinker	G 22:56	8-11	0-0	1-3	1	2	3	3	4	17	0	2	1	3	1	0	14
20 Georgie Dancer	G 23:00	1-3	0-1	1-1	0	1	1	4	2	3	2	3	1	0	1	0	11
31 Jared Small	G 24:04	2-6	1-2	2-2	0	3	3	4	2	7	1	1	1	0	0	0	2
22 Trevor Baskin	12:17	7-7	2-2	1-1	2	1	3	2	3	17	0	3	0	0	0	0	10
0 Blaise Threatt	26:40	4-10	0-1	6-8	2	7	9	1	4	14	3	1	2	0	2	0	5
3 Isaac Jessup	14:00	1-4	0-3	0-0	0	2	2	2	0	2	0	1	0	0	0	0	8
11 Owen Koonce	17:49	1-4	0-1	0-0	0	3	3	2	0	2	1	1	2	1	0	-7	0
50 Eric Pollert	00:23	0-0	0-0	0-0	0	0	0	0	0	0	0	0	0	0	0	0	0
Team					3	5	8										
Totals		29-59	3-13	15-21	12	27	39	21	20	76	8	18	8	4	5	11	

Technical Fouls: NONE

Daemen - 65

Record: 1-1

Game 1 - 02													Recap 1 - 02												
NO.	Name	Min	FG	3P	FT	Reb	OR	DR	Fouls	TP	AS	TO	ST	Blocks	+/-	Shooting By Period									
			M-A	M-A	M-A				P-F	P-F				BS	BA		1st	FG%	1st	3P%	FT%				
22	Andrew Sischo	C 18:38	3-7	0-0	3-5	0	7	7	3	6	9	0	2	0	0	1	-12	3PT%	6-11	54.5%					
2	Sean Fasoyiro	G 34:00	6-11	1-1	2-2	5	4	9	3	2	15	1	4	3	0	1	-9	FT%	5-6	83.3%					
4	Kyle Harris	G 19:17	1-8	0-4	0-0	2	2	4	2	1	2	1	3	1	1	0	-1	2nd	FG%	7-23	30.4%				
5	Ryan Salzberg	G 27:55	3-8	1-3	2-3	1	0	1	3	4	9	3	0	0	0	0	-4	3PT%	0-7	0.0%					
15	Andrew Mason	G 25:00	3-8	2-5	0-0	1	2	3	2	1	8	1	1	1	0	1	-9	FT%	12-15	80%					
25	Ryan Bradley	21:55	1-3	0-0	0-0	0	2	2	3	0	2	0	1	1	1	0	-6	GM	FG%	21-57	36.8%				
13	Nick MacDonald	21:21	2-5	1-3	4-4	0	2	2	1	3	9	1	3	1	0	0	-8	3PT%	6-18	33.3%					
33	Joey Atkins	11:33	0-1	0-0	5-6	1	2	3	2	2	5	0	2	2	2	0	2	FT%	17-21	81.0%					
23	Justin Hemphill	05:36	0-2	0-0	0-0	0	1	1	1	1	0	1	1	1	1	0	-3	Dead Ball Rebounds: 2.0							
11	Justin Johnson	12:05	2-3	1-2	1-1	0	0	0	0	0	6	0	1	0	0	0	-7								
12	Patrick Higgins	01:17	0-1	0-0	0-0	0	0	0	0	0	0	0	0	0	0	0	1								
45	Justin Pouppey	01:17	0-0	0-0	0-0	0	0	0	0	0	0	0	0	0	0	0	1								
50	Tony Arnold	00:06	0-0	0-0	0-0	0	0	0	0	0	0	0	0	0	0	0	0								
Team						1	1	2			0		1												
Totals			21-57	6-18	17-21	11	23	34	20	21	65	8	19	11	5	4	-11								

Technical Fouls: NONE

CMU	DC
Biggest lead	14 (2 nd 1:56) 9 (2 nd 17:43)
Best Scoring Run	10 (2 nd 13:26) 8 (2 nd 17:43)
Lead Changes	7
Times Tied	3
Time with Lead	26:08 12:54

Points from	CMU	DC
Turnovers	21	20
Paint	48	26
Second Chance	8	9
Fast Breaks	14	7
Bench	35	22

Period by Period Scoring	1st
--------------------------	-----

2021-22 BOX SCORES

Daemen (2-3 (1-0)) -vs- Staten Island (0-4 (0-1))
11/23/21 at Staten Island, N.Y. (Sports & Rec Cntr.)Date: 11/23/21
Time: 7:30 PM
Attendance: 137
Site: Staten Island, N.Y. (Sports & Rec Cntr.)

Score By Period		1	2	Total
Daemen		47	33	80
Staten Island		32	29	61

Daemen 80

#	Player	GS	MIN	FG	3PT	FT	ORB-DRB	REB	PF	A	TO	BLK	STL	PTS
22	Siacho, Andrew	*	32	10-15	1-1	3-3	7-4	11	2	0	3	1	0	24
25	Bradley, Ryan	*	23	7-11	0-0	1-3	2-7	9	1	0	1	2	2	15
05	Salzberg, Ryan	*	34	3-7	2-5	0-0	0-2	2	1	2	1	0	1	8
02	Fasoyiro, Sean	*	27	2-9	1-4	2-2	1-1	2	1	4	1	0	1	7
04	Harris, Kyle	*	27	2-6	2-5	0-0	0-3	3	3	5	0	0	0	6
13	MacDonald, Nick	*	21	2-7	2-6	3-3	1-2	3	0	3	1	0	1	9
33	Atkins, Joey	*	10	3-3	0-0	1-2	2-0	2	2	0	3	0	2	7
30	Veiga, Zecaree	*	1	1-1	1-1	0-0	0-0	0	0	0	0	0	0	3
23	Hemphill, Justin	*	6	0-1	0-0	1-2	0-3	3	2	0	1	0	0	1
10	Book, Trevor	*	7	0-2	0-1	0-0	1-2	3	0	0	0	0	0	0
11	Johnson, Justin	*	7	0-0	0-0	0-0	0-0	0	0	0	0	0	0	0
15	Mason, Andrew	*	1	0-0	0-0	0-0	0-0	0	0	0	0	0	0	0
21	Olorio, Sayeed	*	1	0-0	0-0	0-0	0-0	0	0	0	0	0	0	0
24	Basden, Ziv	*	1	0-0	0-0	0-0	0-0	0	0	0	1	0	0	0
45	Poumpsey, Justin	*	1	0-1	0-0	0-0	0-1	1	0	0	0	0	0	0
50	Arnold, Tony	*	1	0-0	0-0	0-0	0-0	0	0	0	0	0	1	0
TM	TEAM		0	0-0	0-0	0-0	2-3	5	0	0	1	0	0	0
Totals			-	200	30-63	9-23	11-15	16-28	44	12	14	13	3	80

Team Summary		FG	3PT	FT
First Half	18-33	54.55 %	5-12	41.67 %
Second Half	12-30	40.00 %	4-11	36.36 %
Total	30-63	47.6 %	9-23	39.1 %

Technical Fouls: none Second Chance Points: 21 Scores Tied: 0 times(s) Points in the Paint: 40 Fast Break Points: 10
 Lead Changed: 0 times(s) Points off Turnovers: 14 Bench Points: 20 Largest Lead: 27 2nd-10:16

Staten Island 61

#	Player	GS	MIN	FG	3PT	FT	ORB-DRB	REB	PF	A	TO	BLK	STL	PTS
05	Mick, Austin	*	34	6-11	3-6	0-0	1-4	5	0	0	3	0	2	15
23	Mallory, Messiah	*	37	3-9	0-1	0-0	1-2	3	4	5	0	1	1	6
50	Vargas, Josh	*	13	2-4	0-0	0-0	0-1	1	0	0	1	0	0	4
12	Waterman, Bryce	*	31	1-8	1-8	0-0	1-0	1	1	3	0	0	0	3
0	Velasquez, Chris	*	23	1-5	1-5	0-0	0-1	1	2	0	2	0	0	3
34	Ashley, Michael	*	23	6-8	1-1	4-4	1-5	6	3	1	2	0	1	17
02	Dylan Butler, Max	*	19	2-5	1-1	1-1	0-1	1	2	3	2	0	0	6
10	Armas, Luis	*	15	1-4	1-4	1-3	1-3	4	1	0	1	0	0	4
03	Gomez, Bryan	*	3	1-1	0-0	1-2	0-0	0	0	0	0	0	1	3
21	Daddio, Patrick	*	2	0-0	0-0	0-0	0-1	1	0	0	1	0	0	0
TM	TEAM		0	0-0	0-0	0-0	0-2	2	0	0	2	0	0	0
Totals			-	200	23-55	8-28	7-10	5-20	25	15	12	14	1	61

Team Summary		FG	3PT	FT
First Half	13-28	46.43 %	5-12	41.67 %
Second Half	10-27	37.04 %	3-14	21.43 %
Total	23-55	41.8 %	8-26	30.8 %

Technical Fouls: none Second Chance Points: 5 Scores Tied: 2 times(s) Points in the Paint: 18 Fast Break Points: 0
 Lead Changed: 0 times(s) Points off Turnovers: 7 Bench Points: 30 Largest Lead: 0 0



Official Basketball Box Score - Final
 Saint Rose at Daemen
 11/27/21 Lunsden Gymnasium, Amherst, NY
 2021-22 Men's Basketball

Game Time: 12:00 PM
 Game Duration: 1:36

Officials: Willie Pulliam, Eric Walton, Rob Snedden

Saint Rose - 71

Record: 4-1

NO.	Name	Min	FG	3P	FT	Re	DR	TOT	Fou	PF	TP	AS	TO	ST	BS	Blks	+/-	
35	Josh McGettigan	F	35:09	3-6	2-5	0-0	0	7	3	1	8	1	0	0	0	0	-7	
44	Kevin Lynch	F	34:43	5-10	2-4	0-0	2	5	7	3	0	12	1	1	2	0	-14	
1	Tray Alexander	G	37:26	0-12	0-8	2-2	2	2	4	3	1	2	7	5	2	0	-15	
2	Adam Anderson	G	30:31	4-13	2-5	6-8	1	4	5	1	4	16	2	0	0	0	-2	
11	Shane O'Dell	G	35:11	11-22	1-6	1-3	4	7	11	1	6	24	2	3	0	1	-2	
12	Keegan Zoller		08:40	2-2	2-2	0-0	0	0	0	0	6	0	0	0	0	0	-4	
15	Manasseh Small		10:03	0-3	0-2	1-2	0	1	1	0	1	0	1	0	0	0	-7	
21	Cartier Bowman		08:17	1-3	0-0	0-0	0	2	2	2	1	2	1	0	1	1	-9	
Team							2	2	4	0			0					
Totals				26-71	9-32	10-15	11	30	41	13	14	71	14	10	5	3	6	-12

Technical Fouls: NONE

Daemen - 83

Record: 3-3

NO.	Name	Min	FG	3P	FT	Rebounds	Fouls	TP	AS	TO	ST	Blocks	BS	+/-
			M-A	M-A	M-A	OR DR TOT	PF FD					BS	BA	
25	Ryan Bradley	F	12:39	1-6	0-0	0-0	0 2 2	2	0	1	0	0	0	-2
22	Andrew Sischo	C	34:41	15-21	1-1	6-10	5 9 14	1 7	37	0	1	0	1	3 14
2	Sean Fasoyiro	G	36:37	11-23	1-5	0-1	3 8 11	3 2	23	9	1	4	1	0 18
4	Kyle Harris	G	31:30	1-6	1-4	0-0	0 4 4	4 0	3	3	1	1	1	0 9
5	Ryan Salzberg	G	29:51	1-3	1-1	0-0	0 3 3	0 0	3	1	0	1	1	0 13
13	Nick MacDonald		15:20	3-7	2-5	2-2	1 0 1	1 1	10	3	2	0	0	0 0
15	Andrew Mason		09:47	0-1	0-1	0-0	1 0 1	1 0	0	2	0	0	0	0 1
11	Justin Johnson		10:09	0-0	0-0	0-0	0 1 1	0 0	0	1	0	0	0	-1
30	Zecaree Veiga		01:05	0-0	0-0	0-0	0 1 1	1 0	0	0	0	0	0	-4
33	Joey Atkins		18:21	1-2	0-0	3-6	0 5 5	1 3	5	0	1	1	2	0 12
Team						0 1 1			0	1				
Totals			33-69	6-17	11-19	10 34 44	15 13	83	19	8	7	6	3	12

Technical Fouls: NONE

STROSE		DAEMEN		Points from		STROSE/DAEMEN		Period by Period Scoring		
Biggest lead		9 (1st 8:15)		14 (2nd 1:21)		Turnovers				
Best Scoring Run		6 (1st 9:30)		7 (1st 5:58)		Paint				
Lead Changes		5		Second Chance		8		STROSE		
Times Tied		5		Fast Breaks		6		35		
Time with Lead		12:04		Bench		9		DAEMEN		
								39		
								44		
								83		



2021-22 COMBINED TEAM STATS


2021-22 Daemen Men's Basketball
Combined Team Statistics
All games

Page 1/1
as of Nov 27, 2021

Game Records

Record	Overall	Home	Away	Neutral
ALL GAMES	3-3	1-0	1-2	1-1
CONFERENCE	1-0	0-0	1-0	0-0
NON-CONFERENCE	2-3	1-0	0-2	1-1

Score by Periods

Team	1st	2nd	OT	TOT
Daemen	219	205	0	424
Opponents	208	217	0	425

Team Box Score

Team Box Score																											
No.	Player				Total		3-Point		F-Throw		Rebounds																
		GP-GS	MIN	AVG	FG-FGA	FG%	3FG-3FGA	3FG%	FT-FTA	FT%	OFF	DEF	TOT	AVG	PF	DQ	A	TO	BLK	STL	PTS	AVG					
22	SISCHO, Andrew	6-6	187:35	31.3	55-87	.632	3-5	.600	19-29	.655	24	51	75	12.5	15	0	0	15	4	1	132	22.0					
2	FASOYIRO, Sean	6-6	184:15	30.7	28-66	.424	4-15	.267	21-26	.808	11	23	34	5.7	15	0	21	13	3	8	81	13.5					
13	MACDONALD, Nick	6-1	135:35	22.6	13-36	.361	10-26	.385	12-13	.923	3	8	11	1.8	4	0	10	13	0	6	48	8.0					
15	MASON, Andrew	4-3	88:05	22.0	11-21	.524	9-15	.600	1-3	.333	3	5	8	2.0	5	0	7	6	0	2	32	8.0					
5	SALZBERG, Ryan	5-5	159:36	31.9	13-28	.464	6-13	.462	2-4	.500	1	7	8	1.6	7	0	10	5	1	6	34	6.8					
25	BRADLEY, Ryan	6-3	113:32	18.9	16-37	.432	1-2	.500	5-7	.714	5	24	29	4.8	11	0	4	7	3	3	38	6.3					
33	ATKINS, Joey	6-0	70:45	11.8	5-11	.455	0-0	.000	13-20	.650	4	12	16	2.7	7	0	1	9	6	5	23	3.8					
4	HARRIS, Kyle	6-6	146:11	24.4	6-38	.158	5-22	.227	2-2	1.000	3	16	19	3.2	11	0	14	9	3	4	19	3.2					
10	BOOK, Trevor	2-0	16:33	8.3	1-3	.333	0-1	.000	1-2	.500	2	3	5	2.5	0	0	0	1	0	0	3	1.5					
30	VEIGA, Zecaree	2-0	02:05	1.0	1-1	1.000	1-1	1.000	0-0	.000	0	1	1	0.5	1	0	0	0	0	0	3	1.5					
11	JOHNSON, Juston	6-0	57:43	9.6	3-6	.500	1-3	.333	1-1	1.000	0	2	2	0.3	3	0	2	4	0	1	8	1.3					
23	HEMPHILL, Justin	5-0	29:60	6.0	1-4	.250	0-0	.000	1-2	.500	0	6	6	1.2	6	0	2	6	2	1	3	0.6					
24	BASDEN, Ziv	1-0	01:00	1.0	0-0	.000	0-0	.000	0-0	.000	0	0	0	0.0	0	0	0	1	0	0	0	0.0					
12	HIGGINS, Patrick	1-0	01:17	1.3	0-1	.000	0-0	.000	0-0	.000	0	0	0	0.0	0	0	0	0	0	0	0	0.0					
50	ARNOLD, Tony	2-0	01:06	0.6	0-0	.000	0-0	.000	0-0	.000	0	0	0	0.0	0	0	0	0	0	1	0	0.0					
21	OSORIO, Sayeed	1-0	01:00	1.0	0-0	.000	0-0	.000	0-0	.000	0	0	0	0.0	0	0	0	0	0	0	0	0.0					
45	POUMPEY, Justin	3-0	03:42	1.2	0-1	.000	0-0	.000	0-0	.000	0	1	1	0.3	0	0	0	0	0	0	0	0.0					
Team											7	10	17					6									
Total		6	1200		153-340	.450	40-103	.388	78-109	.716	63	169	232	38.7	85	0	71	95	22	38	424	70.7					
Opponents		6	1200		160-386	.415	41-153	.268	64-91	.703	70	139	209	34.8	98	1	71	71	22	40	425	70.8					

Team Statistics

	DAEMEN	OPP
Scoring	424	425
Points per game	70.7	70.8
Scoring margin	-0.2	-
Field goals-att	153-340	160-386
Field goal pct	.450	.415
3 point fg-att	40-103	41-153
3-point FG pct	.388	.268
3-pt FG made per game	6.7	6.8
Free throws-att	78-109	64-91
Free throw pct	.716	.703
F-Throws made per game	13.0	10.7
Rebounds	232	209
Rebounds per game	38.7	34.8
Rebounding margin	+3.8	-
Assists	71	71
Assists per game	11.8	11.8
Turnovers	95	71
Turnovers per game	15.8	11.8
Turnover margin	-4.0	-
Assist/turnover ratio	0.7	1.0
Steals	38	40
Steals per game	6.3	6.7
Blocks	22	22
Blocks per game	3.7	3.7
Winning streak	2	-
Home win streak	1	-
Attendance	0	1531
Home games-Avg/Game	1-0	3-510
Neutral site-Avg/Game	-	2-155

Team Results

Date	Opponent	Score	Att.
10/29/2021	vs MSU Moorhead	W 67-63	113
10/30/2021	vs Colorado Mesa	L 65-76	196
10/31/2021	at West Tex. A&M	L 66-69	651
11/18/2021	at Mercyhurst	L 63-85	743
11/23/2021	at Staten Island	W 80-61	137
11/27/2021	Saint Rose	W 83-71	0