

Men's Basketball Contact: Mike Miranto, Sr. Associate Athletics Director for External Operations & Communication
Office: (716) 839-8385 • Email: mmiranto@daemen.edu • Twitter: @coachmirant
@DaemenAthletics @DaemenMBB daemenwildcats.com



@DaemenAthletics
@DaemenMBB



@DaemenAthletics
@DaemenMBB



@DaemenAthletics
@DaemenMBB



daemenwildcats.com

SCHEDULE

(H: 5-0, A: 0-0, N: 1-1)

OCTOBER

24 @ Buffalo # L, 111-73
26 @ Syracuse # L, 90-71
29 MOHAWK # W, 116-54

NOVEMBER (6-1)

1 #1 NW Mo. St. % L, 85-65
2 Mo. Western St. % W, 68-64
8 FELICIAN \$ W, 95-80
9 NYACK \$ W, 80-74
14 MERCYHURST W, 67-65
16 #4 WEST LIB. W, 98-83
19 LE MOYNE W, 89-79
23 WILMINGTON ! 12 PM
30 @ U. Sciences 3 PM

DECEMBER (0-0)

4 SALEM 7 PM
7 ROBERTS 4 PM
WESLEYAN *
13 @ Mercy * 7 PM
15 @ St. Thomas 3 PM
Aquinas *
19 @ St. Rose 1 PM

JANUARY (0-0)

1 @ St. Anselm 1 PM
2 @ St. Michael's 1 PM
4 @ Stonehill 1 PM
10 QUEENS * 8 PM
12 BRIDGEPORT * 3 PM
19 @ Dist. Columbia * 3 PM
24 MOLLOY * 8 PM
26 N.Y. TECH * 3 PM

FEBRUARY (0-0)

1 @ Roberts 4 PM
Wesleyan *
7 @ Bridgeport * 8 PM
9 @ Queens * 1:30 PM
14 ST. THOMAS 8 PM
AQUINAS *
16 MERCY * 3 PM
21 DIST. COLUMBIA * 8 PM
28 @ Molloy * 7 PM

MARCH (0-0)

1 @ N.Y. Tech * 3:30 PM

HOME GAMES IN BOLD CAPS


denotes exhibition

% denotes SCB Hall of Fame Classic

\$ denotes ECC-CACC Challenge

! denotes game played at KeyBank Center

* denotes East Coast Conference



6-1
OVERALL RECORD

MIKE MACDONALD
HEAD COACH


0-0
ECC RECORD

367-270
CAREER RECORD
23RD SEASON

10 / 17
NAT'L RANKING
(D2SIDA / NABC)

111-44
RECORD @ DAEMEN
6TH SEASON

-VS-



0-4
OVERALL RECORD

DAN BURKE
HEAD COACH

0-0
CACC RECORD

67-83
CAREER RECORD
6TH SEASON

- / -
NAT'L RANKING
(D2SIDA / NABC)

67-83
RECORD @ WILM
6TH SEASON

DAEMEN VS. WILMINGTON

Buffalo, N.Y.
KeyBank Center
Saturday, Nov. 23 | 12 PM

GAME #

8

GAME LINKS



Live Streaming Video via ECC Network
<https://eccsportsnetwork.com/landing/index>



Live Stats via Sidearm Sports
<https://daemenwildcats.com/sidearmstats/mbball/summary>

SERIES AT A GLANCE

ALL-TIME RECORD
LAST MEETING

3-1
Daemen 79, Wilmington 73
Nov. 18, 2017
at Amherst, N.Y.

JUMP BALL

The nationally-ranked Daemen Wildcats take center stage Saturday when they play their first-ever game at KeyBank Center in downtown Buffalo. Daemen welcomes the Wilmington Wildcats to The City of Good Neighbors for the contest which will be played as part of a downtown doubleheader. Big 4 rivals Canisius and St. Bonaventure will meet in the second game of the day. Daemen brings three substantial winning streaks into the contest which will be considered a home game. Daemen has won six straight games overall, 13 straight home games and 14 straight non-conference home games. Those streaks were extended earlier this week when they gutted out an 89-79 come-from-behind win over regional rival Le Moyne. It was Daemen's third win this season against a team that advanced to the NCAA tournament last March. Daemen and Wilmington will be meeting for the fifth time in their histories today, and for the third time in Daemen's NCAA Division II era. Daemen has emerged victorious in the last two meetings. Wilmington posted a 12-17 record last season, and is 0-4 so far this season.

BY THE NUMBERS

DAE	PTS/GAME	WILM
80.3		73.3
75.7	PTS/GAME ALLOWED	92.5
.494	FG%	.423
.426	FG% DEFENSE	.532
.360	3-POINT FG%	.358
.337	3-POINT FG% DEFENSE	.370
9.1	3-PT MADE/GAME	9.5
.756	FT%	.854
37.7	REBS/GAME	26.3
+6.6	REBOUND MARGIN	-20.5
13.7	ASTS/GAME	11.0
18.0	TO/GAME	10.8
5.3	STL/GAME	6.0
3.4	BLK/GM	2.3

PROBABLE GAME STARTERS (season averages listed)

#2	#5	#22	#23	#44
B. HARRIS	SARKIS	SISCHO	WALLACE	REDBAND
Pts. 10.7	Pts. 7.2	Pts. 25.4	Pts. 11.3	Pts. 10.4
Reb. 4.5	Reb. 1.0	Reb. 14.7	Reb. 5.0	Reb. 3.3
Ast. 3.0	Ast. 1.8	Bik. 2.0	Ast. 2.4	Stl. 1.3

2019-20 DAEMEN MEN'S BASKETBALL GAME NOTES

NUMERICAL ROSTER

No.	Name	Yr.	Pos.	Ht.	Wt.	Hometown / High School / Previous School
2	Breon Harris	Sr.	G	5-9	170	Niagara Falls, N.Y. / Niagara Falls
3	Tajmin Holt	R-So.	G	6-3	200	Rochester, N.Y. / Rochester Early College
4	Jeffrey Duah	Sr.	G	5-7	185	Bronx, N.Y. / South Bronx
5	Jay Sarkis	R-Sr.	G	6-1	175	Rochester, N.Y. / Greece Athena
10	Donte' Williams	R-Sr.	G/F	6-4	180	Buffalo, N.Y. / Bishop Timon-St. Jude / California (Pa.)
11	Trevor Book	So.	G	6-4	175	North Tonawanda, N.Y. / North Tonawanda
12	Kyle Harris	Jr.	G	6-3	180	Buffalo, N.Y. / Park School / Erie Community College
14	Da'Shawn Hines	R-So.	G	5-10	170	Amherst, N.Y. / Amherst
15	Keith Slack	Fr.	G	5-8	155	Rochester, N.Y. / Gates Chili
20	Ryan Salzberg	Fr.	G	6-4	180	Manlius, N.Y. / Bridgton Academy
21	Josiah Chandler	Fr.	G	6-0	180	New York City, N.Y. / LaSalle Academy
22	Andrew Sischo	R-Jr.	C	6-9	240	Guilderland, N.Y. / Guilderland
23	Joey Wallace	R-Sr.	G	6-4	205	Rochester, N.Y. / Immaculate / Southern Connecticut State
24	Ziv Basden	R-So.	F	6-5	195	Nassau, Bahamas / Redemption Christian
25	Ryan Bradley	R-Fr.	F	6-7	190	Niagara Falls, N.Y. / Canisius
30	Patrick Higgins	Fr.	G	5-10	180	Pennington, N.Y. / The Pennington School
33	Joey Atkins	So.	G/F	6-4	175	Watervliet, N.Y. / Watervliet / Jefferson
34	Chris Luke	Jr.	C	7-0	250	Cortland, N.Y. / Cortland / Niagara County Community College
44	Jeff Redband	R-Sr.	F	6-7	180	Batavia, N.Y. / Batavia
51	Justin Pouppey	Fr.	G	5-10	160	Buffalo, N.Y. / St. Francis

RADIO/TV ROSTER



#2

Breon Harris
G • Sr. • 5-9
Niagara Falls, N.Y.
Niagara Falls



#3

Tajmin Holt
G • R-So. • 6-3
Rochester, N.Y.
Rochester Early College




#4

Jeffrey Duah
G • Jr. • 5-7
Bronx, N.Y.
South Bronx




#5

Jay Sarkis
G • R-Sr. • 6-1
Rochester, N.Y.
Greece Athena




#10

Donte' Williams
G/F • R-Sr. • 6-4
Buffalo, N.Y.
Bishop Timon/St. Jude




#11

Trevor Book
G • So. • 6-4
N. Tonawanda, N.Y.
N. Tonawanda



#12

Kyle Harris
G • Jr. • 6-e
Buffalo, N.Y.
Park School




#14

DaShawn Hines
G • R-So. • 5-10
Amherst, N.Y.
Amherst



#15

Keith Slack
G • Fr. • 5-8
Rochester, N.Y.
Gates Chili




#20

Ryan Salzberg
G • Fr. • 6-4
Manlius, N.Y.
Bridgton Academy



#21

Josiah Chandler
G • Fr. • 6-0
New York City, N.Y.
LaSalle Academy




#22

Andrew Sischo
C • R-Jr. • 6-9
Guilderland, N.Y.
Guilderland



#23

Joey Wallace
G • R-Sr. • 6-4
Rochester, N.Y.
Immaculate



#24

Ziv Basden
F • R-So. • 6-5
Nassau, Bahamas
Redemption Christian




#25

Ryan Bradley
F • R-Fr. • 6-7
Niagara Falls, N.Y.
Canisius



#30

Patrick Higgins
G • Fr. • 5-10
Pennington, N.Y.
The Pennington School




#33

Joey Atkins
G/F • So. • 6-4
Watervliet, N.Y.
Watervliet




#34

Chris Luke
C • Jr. • 7-0
Cortland, N.Y.
Cortland



#44

Jeff Redband
F • R-Sr. • 6-7
Batavia, N.Y.
Batavia



#51

Justin Pouppey
G • Fr. • 5-10
Buffalo, N.Y.
St. Francis

2019-20 DAEMEN MEN'S BASKETBALL GAME NOTES

GENERAL INFORMATION

Name of School.....Daemen College
City / Zip.....Amherst, N.Y. / 14226
Founded.....1947 (as Rosary Hill College)
Enrollment.....2,636
School Colors.....Medium Blue, Gray & White
Nickname.....Wildcats
Arena.....Lumsden Gymnasium
Capacity.....1,000
Affiliation.....NCAA Division II
Conference.....East Coast Conference (ECC)
President.....Dr. Gary A. Olson
Athletic Director.....Traci Murphy
Athletic Department Phone.....(716) 839-8346
Athletics Website.....daemenwildcats.com

COMMUNICATIONS & MEDIA RELATIONS

Sr. Associate A.D. for Comm. (MBB Contact).....Mike Miranto
SID Office Phone.....(716) 839-8385
Cell Phone.....(716) 471-7626
Email.....mmiranto@daemen.edu

COACHING STAFF

Head Coach.....Mike MacDonald
Alma Mater, Yr.....St. Bonaventure, '88
Record at Daemen (years).....106-44 (6)
Career Record (years).....362-270 (23)
Office Phone.....(716) 839-8380
Assistant Coach.....Ryan Grandits
Assistant Coach.....Matt Dyrek
Assistant Coach.....Jordan Glover
Athletic Trainer (Asst. A.D. for Sports Med./Perf.).....Jeff Sage
Strength & Conditioning Coach.....Katie Eschner

TEAM INFORMATION

2018-19 Record.....24-6
ECC Record / Finish.....16-2 / 1st in ECC
Starters Returning / Lost.....4 / 1
Letterwinners Returning / Lost.....10 / 5
Newcomers (Freshmen / Transfers).....10 (5 / 5)
Key Returners.....Andrew Sischo, Jeff Redband, Breon Harris, Jay Sarkis

TEAM HISTORY

First year of modern era.....1986-87
Overall Record.....555-436
NAIA membership.....1986-87 to 2011-12
American Midwest Conference.....2001-02 to 2011-12
NAIA Tournament Appearances.....4
NAIA Era Record / Seasons.....401-379 / 26
USCAA membership.....2012-13 to 2014-15
USCAA Tournament Appearances.....3
USCAA Championships / Year.....1 / 2015
USCAA Era Record / Seasons.....69-23 / 3
NCAA Division II transition period.....2012-13 to 2014-15
NCAA Division II membership.....2015-16 to Present
East Coast Conference.....2013-14 to Present
East Coast Conference Record / Seasons.....87-27 / 6
NCAA Tournament Appearances / Years.....1 / 2019
NCAA Era Record / Seasons.....85-34 / 5

2018-19 AWARDS

Andrew Sischo.....ECC Player of the Year
.....All-ECC First Team
.....D2CCA East Region Player of the Year
.....D2CCA All-East Region First Team
.....NABC All-District First Team
.....D2CCA All-America Second Team
.....Bevo Francis Award Top 100, 50, 25 Watch Lists
.....5x ECC Player of the Week
.....1x ECC Defensive Player of the Week
.....ECC-CACC Challenge All-Tournament Team
.....ECC Preseason Player of the Year
.....NABC Honors Court

Jeff Redband.....All-ECC Second Team
.....1x ECC Player of the Week
.....2x ECC Defensive Player of the Week
.....ECC-CACC Challenge All-Tournament Team
.....NABC Honors Court

Deion Hamilton.....All-ECC Second Team

Breon Harris.....All-ECC Third Team
.....ECC Championships All-Tournament Team
.....1x ECC Defensive Player of the Week
.....ECC-CACC Challenge MVP

MEDIA INFORMATION

Buffalo News
Josh Barnett, Editor
sports@buffnews.com / jbarnett@buffnews.com

Amherst Bee
Pat Nagy, Sports Reporter
pnagy@beenews.com

WGRZ-Channel 2
Stu Boyar, Sports Reporter
stu.boyar@wgrz.com

WIVB-Channel 4
Nick Filipowski, Sports Reporter
nick.filipowski@wivb.com

WKBW-Channel 7
Jenna Callari, Sports Reporter
jenna.callari@wkbw.com



2019-20 DAEMEN MEN'S BASKETBALL GAME NOTES

DAEMEN - ECC HISTORY

Season	ECC Record	ECC Finish	Postseason
2013-14	17-3	1st / 11	N/A
2014-15	13-7	3rd / 11	N/A
2015-16	14-6	2nd / 11	Finals
2016-17	12-6	T-3rd / 10	Semifinals
2017-18	15-3	T-2nd / 10	Semifinals
2018-19	16-2	1st / 10	Semifinals

Daemen All-Time ECC Record: 87-27 (.763)
[Home: 48-9 (.842) | Away: 39-18 (.684)]

ECC TEAMS SINCE 2013-14 SEASON

Team	Overall Record	ECC Record
St. Thomas Aquinas	145-49	89-24
DAEMEN	133-52	87-27
Bridgeport	120-64	83-31
Molloy	91-89	65-49
LIU Post	73-98	53-61
Roberts Wes.	63-104	38-76
Dist. Columbia	63-108	43-71
Queens	55-108	48-66
Mercy	44-123	26-88
NY Tech	43-128	33-81

ECC 30TH ANNIVERSARY

The East Coast Conference is celebrating 30 years as an NCAA Division II conference throughout the 2019-20 season.

"It is my honor to be Commissioner as the East Coast Conference, and before that the New York Collegiate Athletic Conference, celebrates its 30th year as an NCAA Division II athletic association," said ECC Commissioner, Dr. Robert Dranoff. "This is an athletic conference that can truly boast about success in the classroom, on the playing field, and in the community. We are proud of all the student-athletes, coaches, and administrators who have made their mark in so many ways, contributing to their institutions and to the ECC and NCAA."

The ECC was formed during the 1989-90 season under its former name, the New York Collegiate Athletic Conference. The league started with 10-members competing in nine sports (men's basketball, baseball, softball, men's soccer, men's and women's tennis, men's and women's cross country, and men's golf).

The ECC currently has 10 member institutions in New York, Connecticut, and Washington, D.C. Four charter members, Mercy College, Molloy College, New York Tech, and Queens College, have competed in the conference throughout its 30 years. In all, 20 institutions have called the ECC home since its inception.

Rebranded as the East Coast Conference before the 2006-2007 season, the league has grown to currently offer 19 championship sports, 10 of which have access to automatic bids into the NCAA Championship. The ECC has been home to 23 Division II National Championship teams and one individual National Championship, as well.



2018-19 EAST COAST CONFERENCE STANDINGS

	CONFERENCE		OVERALL		Streak	Last 10
	W-L	PCT	W-L	PCT		
DAEMEN	16-2	.889	24-6	.800	L-2	8-2
St. Thomas Aquinas	15-3	.833	25-7	.781	L-1	8-2
Molloy	14-4	.778	21-10	.677	W-3	7-3
Bridgeport	11-7	.611	18-13	.581	L-1	7-3
Roberts Wesleyan	10-8	.556	16-14	.533	L-1	5-5
Dist. Columbia	8-10	.444	15-14	.517	L-1	6-4
Queens (N.Y.)	7-11	.389	7-21	.250	L-4	3-7
Mercy	6-12	.333	8-18	.308	L-2	3-7
New York Tech	3-15	.167	3-24	.111	W-1	1-9
LIU Post	0-18	.000	0-25	.000	L-25	0-10

2018-19 ALL-EAST COAST CONFERENCE MEN'S BASKETBALL TEAMS

FIRST TEAM

Bakary Camara, Bridgeport
Osbel Caraballo, St. Thomas Aquinas
Nick Corbett, Molloy
Bryan Jenkins, Mercy
Curtis Jenkins, Molloy
Andrew Sischo, Daemen

SECOND TEAM

Deion Hamilton, Daemen
Peyton McLaurin, Roberts Wesleyan
Alonso Ortiz-Traylor, LIU Post
Jeff Redband, Daemen
Demetre Roberts, St. Thomas Aquinas

THIRD TEAM

Hashem Abbas, Bridgeport
Sekou Cisse, St. Thomas Aquinas
Breon Harris, Daemen
Zachary Olukanni, Dist. Columbia
Mike Torre, Molloy

MAJOR AWARDS

Player of the Year: Andrew Sischo, Daemen
Def. Player of the Year: Curtis Jenkins, Molloy
Rookie of the Year: Demetre Roberts, STAC
Coach of the Year: Mike MacDonald, Daemen

2019 EAST COAST CONFERENCE MEN'S BASKETBALL CHAMPIONSHIP

FIRST ROUND - Wednesday, March 6

#4 Bridgeport 92, #5 Roberts Wesleyan 82
#3 Molloy 61, #6 Dist. Columbia 60

Bridgeport, Conn.
Rockville Centre, N.Y.

SEMIFINALS - Saturday, March 9

#4 Bridgeport 79, #1 Daemen 77
#3 Molloy 73, #2 St. Thomas Aquinas 72

Bridgeport, Conn.
Bridgeport, Conn.

FINALS - Sunday, March 10

#3 Molloy 90, #4 Bridgeport 86 (OT)

Bridgeport, Conn.

ALL-TOURNAMENT TEAM

Nick Corbett, Molloy (Most Outstanding Player)
Breon Harris, Daemen
Jamar Sudan, St. Thomas Aquinas
Dennis Green, Bridgeport
Eric Rankin, Bridgeport
Curtis Jenkins, Molloy
Mike Torre, Molloy



2019-20 EAST COAST CONFERENCE PRESEASON POLL


	PTS.	2018-19 RECORD
1. DAEMEN (8)	80	24-6, 16-2 ECC
2. St. Thomas Aquinas (1)	72	25-7, 15-3 ECC
3. Bridgeport	64	18-13, 11-7 ECC
4. Molloy	53	21-10, 14-4 ECC
5. Dist. Columbia	40	15-14, 8-10 ECC
6. Roberts Wesleyan	28	16-14, 10-8 ECC
7. New York Tech	23	3-24, 3-15 ECC
7. Queens	23	7-12, 7-11 ECC
9. Mercy	22	8-18, 6-12 ECC

() - First Place Votes

Preseason Player of the Year: Andrew Sischo, Daemen

2019-20 EAST COAST CONFERENCE STANDINGS

	CONFERENCE		OVERALL		Streak	Last 10
	W-L	PCT	W-L	PCT		
St. Thomas Aquinas	0-0	.000	5-0	1.000	W-5	5-0
DAEMEN	0-0	.000	6-1	.857	W-6	6-1
Dist. Columbia	0-0	.000	4-1	.800	W-4	4-1
Bridgeport	0-0	.000	2-1	.667	W-1	2-1
Molloy	0-0	.000	1-3	.250	W-1	1-3
Roberts Wesleyan	0-0	.000	1-3	.250	L-3	1-3
Mercy	0-0	.000	0-5	.000	L-5	0-5
Queens	0-0	.000	0-5	.000	L-5	0-5
New York Tech	0-0	.000	0-6	.000	L-6	0-6



MIKE MACDONALD

HEAD COACH • SIXTH SEASON • ST. BONAVENTURE, '88

The 2019-20 season will mark Mike MacDonald's sixth year as the Head Men's Basketball Coach at Daemen College. All he's done over the last half-decade is lead the Wildcats to the second-most wins among all Division II programs in New York State. Since being introduced as the sixth head coach in the modern history of the program on September 16, 2014, MacDonald has guided the Wildcats to a 105-43 overall record, wins in nearly 75 percent of their conference games (70-24 record) and five top-three finishes in the East Coast Conference standings.

MacDonald holds more than 30 years of collegiate coaching experience, including the last 22 as a head coach. In that time, he's compiled a record of 361-269 (.573 winning percentage) as a head coach, while also graduating 83 of the 86 seniors he has ever coached.

The 2018-19 season was the team's finest since transitioning to the NCAA Division II level. MacDonald led the Wildcats to a 24-6 record and the program's second ECC regular-season title. The Wildcats spent a combined 16 weeks ranked in the National Association of Basketball Coaches (NABC) and Division II Sports Information Directors of America (D2SIDA) top-25 national polls, and earned their first-ever NCAA tournament berth.

MacDonald recorded milestones and received several accolades along the way in 2018-19. His 350th career win came in dramatic fashion on January 18 as junior guard Breon Harris scored five points in the final 21 seconds to lift the Wildcats past Mercy 75-74. His 100th win at Daemen came February 10, placing MacDonald among an elite fraternity of coaches who have achieved at least 100 wins while coaching in each of the NCAA's three divisions. That achievement propelled him to HoopDirt.com Division II Coach of the Week honors, and he went on to be named the ECC Coach of the Year, the NABC District Coach of the Year and the Basketball Coaches Association of New York (BCANY) Division II Coach of the Year.

The Wildcat faithful become familiar with MacDonald's fiery style during the 2014-15 season as the veteran mentor guided Daemen to its fourth straight 20-win season, including a 13-7 mark in the East Coast Conference, good for a third-place finish in the final league standings. The fireworks got started before the season even officially began as MacDonald led the Wildcats to an 83-81 win in overtime over Canisius College in an exhibition game on November 11, 2014 at the Koessler Athletic Center. It was Daemen's first-ever victory against an NCAA Division I opponent.

MacDonald's official Daemen debut came just days later as his Wildcats walloped Concordia College (N.Y.), 88-50, in the opening round of the ECC-CACC Challenge before a raucous home crowd at Lumsden Gymnasium. MacDonald would go on to lead the team to wins in his first nine home games, extending the program's NCAA Division II-best home-court winning streak to 44 consecutive before a buzzer-beating three-pointer in overtime by eventual ECC Player of the Year Darian Hooker lifted N.Y. Institute of Technology past Daemen (85-84) to snap the streak on January 24, 2015.

Despite losing two starters to season-ending injuries, including first-team All-ECC selection Torrence Dyck, MacDonald helped the Wildcats advance to the postseason. With Daemen's teams still ineligible for ECC and/or NCAA Division II postseason, Daemen elected to partake in the United States Collegiate Athletic Association (USCAA) Division I National Championships in Uniontown, Pa., entering the tournament as the No. 1 overall seed. While there, MacDonald guided Daemen to wins over No. 8 Indiana-South Bend (69-63), No. 4 Concordia College (Ala.) (68-63) and No. 3 Rochester College (Mich.) (77-53) to capture the program's first USCAA national title, riding USCAA Division I Player of the Year and National Championships MVP Gerald Beverly to the tourney crown.

At the conclusion of the 2014-15 season, MacDonald was named the BCANY Division II Coach of the Year.

The 2015-16 season marked Daemen's first as a full-fledged NCAA Division II member, and it presented its share of challenges. Starting guards Supreme Hannah and Nick Petrucelli were lost to season-ending injuries, but that didn't stop MacDonald from leading the team to new and unprecedented heights. After opening the season with just three wins in their first eight outings, the Wildcats hit their stride after the calendar turned to January, scoring 15 wins in the final 19 games of the regular season.

A 94-81 win over Mercy on January 9 jump-started what turned out to be a nine-game winning streak. Included in the string was a miraculous 98-96 win over Roberts Wesleyan on January 12. Dyck's driving layup with four seconds remaining gave Daemen the lead after erasing a 22-point deficit over the final six minutes of the contest.

Daemen's 14-6 league record was good for a second-place finish in the final regular season standings, earning them the No. 2 seed and a bye into the semifinal round of the ECC Tournament which would mark the program's first-ever postseason berth at the NCAA Division II level. Taking on sixth-seeded Mercy in the semis, Daemen came through with a 103-102 win in overtime, advancing to the tournament finals. There, the Wildcats' season came to an end against top-seeded St. Thomas Aquinas.

THE MACDONALD FILE

Daemen College

Head Coach (2014-Present)

Medaille College

Head Coach (2006-14)

Canisius College

Head Coach (1997-06)

Canisius College

Assistant Coach (1988-97)

MACDONALD YEAR-BY-YEAR

1997-98.....	13-14, 9-9 MAAC
1998-99.....	15-12, 11-7 MAAC
1999-00.....	10-20, 8-10 MAAC
2000-01.....	20-11, 9-9 MAAC
2001-02.....	10-20, 5-13 MAAC
2002-03.....	10-18, 6-12 MAAC
2003-04.....	10-20, 5-13 MAAC
2004-05.....	11-18, 8-10 MAAC
2005-06.....	9-20, 6-12 MAAC
2006-07.....	11-14, 7-11 AMCC
2007-08.....	15-13, 9-9 AMCC
2008-09.....	21-7, 14-4 AMCC
2009-10.....	23-5, 16-4 AMCC
2010-11.....	21-8, 15-3 AMCC
2011-12.....	25-3, 17-1 AMCC
2012-13.....	18-11, 13-5 AMCC
2013-14.....	14-12, 13-5 AMCC
2014-15.....	21-10, 13-7 ECC
2015-16.....	19-10, 14-6 ECC
2016-17.....	19-9, 12-6 ECC
2017-18.....	22-8, 15-3 ECC
2018-19.....	24-6, 16-2 ECC
2019-20.....	6-1, 0-0 ECC


OVERALL RECORD.....367-270 (.576)

CANISIUS RECORD.....108-153 (.414)

MEDAILLE RECORD.....148-73 (.670)

DAEMEN RECORD.....111-44 (.716)

2019-20 DAEMEN MEN'S BASKETBALL GAME NOTES



The 2016-17 season saw MacDonald lead the Wildcats to 5-0 start out of the gates, including the veteran coach's 300th career win which came at Edinboro University (90-79) on November 23.

MacDonald's team would rebound from a four-game slide to rattle off 11 wins in 13 outings between mid-December and early-February. Included in the stretch was a 67-64 win over No. 23 St. Thomas Aquinas on January 4 - the Wildcats' first-ever victory against a ranked opponent at the NCAA Division II level. The Wildcats would go on to close the regular season at 18-8 overall and 12-6 in ECC play; the team's 12 league wins placed them fourth in the final ECC regular season standings.

Making their second straight ECC Tournament appearance, MacDonald led the Wildcats to a 73-71 win over fifth-seeded District of Columbia in the opening round. The win pushed the Wildcats' home record to 14-2 on the season, tying the team record for home wins in a season. The 2016-17 campaign came to an end in the semifinal round of the tournament where top-seeded St. Thomas Aquinas emerged victorious.

Before arriving at Daemen, MacDonald spent eight years leading the men's basketball team at Medaille College (2006-14) where he transformed the program into a regional contender at the NCAA Division III level. Inheriting a program that went 4-46 in the two years prior to his arrival, MacDonald's version of the Mavericks averaged 18 wins per season, while advancing to the postseason six times.

Medaille's emergence as a Division III power in the Northeast was cemented in MacDonald's final five seasons there, as he led the Mavericks to more wins (101) than any other Division III team in New York State, while ranking 17th nationally in wins during the same time frame.

MacDonald was named the Allegheny Mountain Collegiate Conference Coach of the Year on four occasions (2006-07, 2008-09, 2009-10, 2011-12). He left Medaille as the school's all-time leader in wins (148) and winning percentage (.670).

Prior to his stint at Medaille, MacDonald served as the head coach at Canisius College from 1997-2006, guiding the Golden Griffins to 108 wins which ranks him third in program history for coaching victories. While there, he was one of only five coaches in that program's storied history to orchestrate a 20-win season, and was named the 2000-01 BCANY Division I Co-Coach of the Year.

Before being elevated to the head coaching post at Canisius, MacDonald had been the Golden Griffins' top assistant coach under John Beilein, now the head coach of the NBA's Cleveland Cavaliers. In that role, MacDonald helped Canisius reach the 1996 NCAA Tournament in addition to two National Invitational Tournament appearances.

In addition to his coaching accomplishments, MacDonald brings a strong connection to the local community. His teams have been active with a number of community organizations in the greater Buffalo community and beyond, including the Boys and Girls Clubs of Buffalo, Blessed Sacrament Athletic Club and Coaches vs. Cancer. MacDonald and several of his players have also worked with the Drug Enforcement Administration and Mayor Byron Brown's office on the "Game Changers" program which provides academic and athletic opportunities for inner-city youths during the summer months.

A 1988 graduate of Saint Bonaventure University, MacDonald resides in Amherst with his wife Maura (nee Heary). The couple has raised four children - Matthew, Patrick, Nicholas and Mark. Matthew served as team captain during his collegiate career at the University of Pennsylvania and is now a player development assistant with the Brooklyn Nets. Patrick was a Division III All-American while playing at the State University of New York Maritime College, and is now enlisted in the United States Navy. Nicholas is a freshman on the basketball team at Niagara University.

MACDONALD VS. OPPONENTS

(Daemen tenure only)

Bridgeport.....	5-6	Lake Erie.....	1-1	Roberts Wesleyan.....	11-0
Caldwell.....	2-0	Le Moyne.....	1-0	Rochester (Mich.).....	1-0
Concordia (Ala.).....	1-0	LIU Post.....	7-3	Saint Anselm.....	1-0
Concordia (N.Y.).....	1-0	Mercy.....	11-0	Saint Edward's.....	1-1
Dallas Baptist.....	1-0	Mercyhurst.....	1-4	Saint Michael's.....	2-1
District of Columbia.....	9-2	Missouri Western State.....	1-0	Saint Rose.....	2-1
Dominican (N.Y.).....	3-0	Molloy.....	7-3	Saint Thomas (Fla.).....	1-0
Dowling.....	4-0	Nyack.....	3-0	Saint Thomas Aquinas.....	3-10
Edinboro.....	3-0	New Haven.....	0-1	Salem (W.Va.).....	1-0
Felician.....	3-0	New York Tech.....	8-2	Slippery Rock.....	2-2
Holy Family.....	0-2	Northwest Missouri State.....	0-1	Washington Adventist.....	1-0
Indianapolis.....	0-1	Post.....	1-0	West Liberty.....	1-0
Indiana-South Bend.....	1-0	Queens (N.Y.).....	8-2	Wilmington (Del.).....	2-0

MACDONALD VS. CONFERENCES

(Daemen tenure only)

Central Atlantic Collegiate Conference.....	14-2
Chicagoland Collegiate Athletic Conference.....	1-0
East Coast Conference.....	70-24
Great Lakes Valley Conference.....	0-1
Great Midwest Athletic Conference.....	1-1
Lone Star Conference.....	2-1
Mid-America Intercollegiate Athletic Assoc.....	1-1
Mountain East Conference.....	1-0
Northeast-10 Conference.....	6-3
Pennsylvania State Athletic Conference.....	6-6
The Sun Conference.....	1-0

MACDONALD VS. DIV. II REGIONS

(Daemen tenure only)

Atlantic Region.....	8-6
Central Region.....	1-1
East Region.....	90-28
Midwest Region.....	1-2
South Central Region.....	2-1

MACDONALD VS. NON-DIV. II OPP.

(Daemen tenure only)

NAIA.....	4-0
USCAA.....	4-0

MACDONALD IN POSTSEASON

(Daemen tenure only)

Overall.....	6-4
USCAA Tournament.....	3-0
NCAA Tournament.....	0-1
ECC Tournament.....	3-4

MACDONALD GAME SPLITS

(Daemen tenure only)

Home.....	66-13
Away.....	37-25
Neutral.....	8-6

2019-20 DAEMEN MEN'S BASKETBALL GAME NOTES

WILDCATS BY THE NUMBERS

DOUBLE DIGIT SCORING	19-20	ECC	CAREER*
BASDEN	-	-	1
BOOK	-	-	2
B. HARRIS	4	-	37
K. HARRIS	4	-	4
REDBAND	4	-	58
SARKIS	2	-	41
SISCHO	7	-	59
SLACK	1	-	1
WALLACE	3	-	3

20+ POINT GAMES	19-20	ECC	CAREER*
B. HARRIS	-	-	6
REDBAND	1	-	8
SARKIS	-	-	5
SISCHO	6	-	26

10+ REB GAMES	19-20	ECC	CAREER*
B. HARRIS	1	-	1
REDBAND	-	-	2
SISCHO	7	-	32

5+ ASSIST GAMES	19-20	ECC	CAREER*
B. HARRIS	2	-	7
REDBAND	-	-	3
SARKIS	-	-	19
SISCHO	1	-	1
WALLACE	1	-	1

10+ ASSIST GAMES	19-20	ECC	CAREER*
SARKIS	-	-	1

5+ BLOCK GAMES	19-20	ECC	CAREER*
SISCHO	1	-	1

5+ STEAL GAMES	19-20	ECC	CAREER*
B. HARRIS	-	-	5

DOUBLE-DOUBLES	19-20	ECC	CAREER*
B. HARRIS	1	-	1
REDBAND	-	-	1
SISCHO	7	-	32

GAMES STARTED	19-20	CAREER	CONSEC.
B. HARRIS	1	49	-
REDBAND	2	87	4
SARKIS	2	78	4
SISCHO	2	46	4
SLACK	1	1	1
WALLACE	2	2	2

* INCLUDES GAMES PLAYED FOR DAEMEN ONLY

EVERYTHING'S WAITING FOR YOU DOWNTOWN

Daemen will be making their first-ever appearance at KeyBank Center, downtown Buffalo's largest sports venue, on Saturday. The 19,000-seat arena has been the site of the NCAA Division I men's basketball tournament six times since its opening in 1996. The Daemen-Wilmington game comes as part of a doubleheader with Division I teams from Canisius and St. Bonaventure hitting the KeyBank hardwood that day as well.

YOU CAN COME HOME AGAIN

Saturday's game at KeyBank Center will be a return of sorts for Daemen head coach Mike MacDonald who has coached in more than 40 games at the downtown arena, including time spent as an assistant coach. MacDonald is the all-time leader in coaching wins in the building with a 17-11 career record there. Each of those games came during his stint as the head coach at Canisius from 1997-2006. The return is 14 years in the making as MacDonald will be coaching at the arena for the first time since the 2005 Metro Atlantic Athletic Conference Tournament.

WHAT A RIDE

The 2018-19 season was one for the record books at Daemen as the Wildcats captured their second East Coast Conference regular season title, sat atop the regional rankings for much of the campaign, ascended into the top-25 national polls for the first time as an NCAA Division II member and garnered the program's first-ever NCAA Tournament bid. The Wildcats rattled off wins in 11 of their first 12 games, including a 78-72 defeat of previously unbeaten St. Anselm who came into the Jan. 2 contest ranked No. 4 in both Division II national polls. Daemen embarked on a 10-game winning streak beginning in mid-January, a stretch that vaulted them to the top of the regional poll and as high as No. 10 (D2SIDA) and No. 13 (NABC) in the top-25 national polls. It marked the Wildcats' longest winning streak since the 2013-14 season when they won 14 consecutive games. The Wildcats wrapped up the ECC regular season title with a 93-71 defeat of Bridgeport on March 3. They entered the ECC Championship tournament as the No. 1 seed, but were upset by fourth-seeded Bridgeport in game played at UB's Hubbell Gymnasium. Despite the conference tournament loss, Daemen was awarded an at-large bid to the NCAA Tournament, earning the No. 5 seed to the East Region Championship. They

made their NCAA tourney debut March 16, but saw their season come to an end with a 72-67 loss to fourth-seeded New Haven. The team's 24 wins this season were the most since their transition to NCAA Division II.

BECOMING THE NORM

Daemen's 108-63 win over LIU Post last Feb. 15 was their 20th of the 2018-19 season. It marked Daemen's sixth 20-win campaign in the last eight seasons. Daemen has not won less than 19 games in a season since the 2010-11 campaign. Finishing the year at 24-6, it marked the program's most in a season since going 27-6 during the 2012-13 campaign, a year before the Wildcats began play as members of the East Coast Conference.

DEFENDING THE DEN

Daemen has posted 10 or more home wins seven times in the last eight seasons, including a 15-1 mark in 2018-19 that established a new benchmark for home-court wins in a single season. Daemen's 14th home win of the season came on March 1 with an 89-69 defeat of Mercy, matching the prior team record which was established during both the 1999-2000 and 2016-17 seasons. The Wildcats broke that mark with a 93-71 win over Bridgeport in the regular-season finale on March 3. The Wildcats have won 28 of their last 30 home games dating back to the 2017-18 season, as well as their last 13 in a row. Daemen is also unbeaten in 14 straight non-conference home games. Since joining the ECC (2013-14 season), Daemen is 48-9 in home conference games (.842 winning percentage). Since the start of the 2011-12 season, Daemen is 101-14 at Lumsden Gymnasium (.878 winning percentage). Of those 14 losses, six have been decided by three points or fewer, including three by just a single point.

NATIONAL SPOTLIGHT

For the first time as a member of NCAA Division II, Daemen opened the season as a nationally-ranked team. The Wildcats were ranked in both preseason national polls for Division II (NABC poll No. 22; D2SIDA poll No. 18). The Wildcats have since risen to No. 17 in the NABC poll and No. 10 in the D2SIDA poll out earlier this week. The No. 10 ranking matches the team's highest-ever ascent in the D2SIDA poll. Daemen has been ranked in nine successive NABC polls, and 11 of the last 12 D2SIDA polls dating back to last January.

TEAM STATISTICS

	ALL GAMES	HOME	AWAY (INCL. NEUTRAL)	NON-CONF.	CONFERENCE	POSTSEASON
RECORD	6-1	5-0	1-1	6-1	0-0	0-0
SCORING	562	429	133	562	N/A	N/A
POINTS/GAME	80.3	85.8	66.5	80.3	N/A	N/A
SCORING MARGIN	+4.6	+9.6	-8.0	+4.6	N/A	N/A
FG-ATT	201-407	157-312	44-95	201-407	N/A	N/A
FG %	.494	.503	.463	.494	N/A	N/A
3-PT FG-ATT	64-178	47-132	17-46	64-178	N/A	N/A
3-PT %	.360	.356	.370	.360	N/A	N/A
3-PT MADE/GAME	9.1	9.4	8.5	9.1	N/A	N/A
FT-ATT	96-127	68-90	28-37	96-127	N/A	N/A
FT %	.756	.756	.757	.756	N/A	N/A
REBOUNDS	264	205	59	264	N/A	N/A
REB/GAME	37.7	41.0	29.5	37.7	N/A	N/A
REB MARGIN	+6.6	+8.2	+2.5	+6.6	N/A	N/A
ASSISTS	96	73	23	96	N/A	N/A
ASSISTS/GAME	13.5	14.6	11.5	13.5	N/A	N/A
TURNOVERS	126	87	39	126	N/A	N/A
TO/GAME	18.0	17.4	19.5	18.0	N/A	N/A
TO MARGIN	-3.6	-2.4	-6.5	-3.6	N/A	N/A
AST/TO RATIO	0.8	0.8	0.6	0.8	N/A	N/A
STEALS	37	29	8	37	N/A	N/A
STL/GAME	5.3	5.8	4.0	5.3	N/A	N/A
BLOCKS	24	22	2	24	N/A	N/A
BLK/GAME	3.4	4.4	1.0	3.4	N/A	N/A

2019-20 DAEMEN MEN'S BASKETBALL GAME NOTES

TUNE-UPS

In preparation for the 2019-20 regular season, Daemen played a trio of exhibition contests, including two against highly-touted Division I programs Buffalo and Syracuse. Despite having just seven days of practice under their belt, Daemen opened the brief exhibition season with a 111-73 loss against a Buffalo team that spent the majority of the 2018-19 season ranked among the top-25 teams in the country, finishing the year with a 32-4 overall record and a trip to the second round of the NCAA tournament. Less than 48 hours later the Wildcats made their first-ever appearance at the iconic Carrier Dome on the campus of SU, falling to the Orange and legendary head coach Jim Boeheim 90-71. It left as a decent a feeling as one can have following a 19-point defeat at the Wildcats played SU even (43-43) over the final 20 minutes. The exhibition slate wrapped up on Oct. 29 with Daemen blasting Mohawk (116-54) out of the Ontario Colleges Athletic Association. Andrew Sischo led the Wildcats by averaging 18.3 points and 10.3 rebounds over the three contests. He put up 28 points and 12 rebounds against Buffalo, numbers that no player has achieved against the Bulls in the last three seasons, and followed up with another double-double (15 points, 12 rebounds) at Syracuse. Breon Harris netted a team-high 23 points at the Carrier Dome, and finished the exhibition slate averaging 10.7 points per game. Newcomer Joey Wallace also made his presence felt, averaging 10.0 points, 4.0 rebounds and 3.3 assists per game.

SMALL COLLEGE BASKETBALL NATIONAL HALL OF FAME CLASSIC

Daemen opened the 2019-20 season in prestigious fashion as they were selected to take part in the Small College Basketball National Hall of Fame Classic held at the St. Joseph (Mo.) Civic Arena. In a battle of nationally-ranked teams, Daemen fell 85-65 in their season opener against No. 1 Northwest Missouri State. The Bearcats, who have won two of the last three national titles, extended their winning streak to 39 games, despite being outscored (55-54) over the middle 30 minutes of the contest. Daemen's Andrew Sischo impressed against the

highly-touted Bearcats as he recorded the 26th double-double of his career, finishing with 24 points and 15 rebounds. The Wildcats regrouped for a come-from-behind win the following night against Missouri Western State, the quasi-tournament host playing less than 10 miles from their campus. A game-closing 15-6 run over the final 5:29 lifted the Wildcats past the Griffons. Newcomer **Kyle Harris** netted the go-ahead bucket at the 1:41 mark, part of his 11-point outing off the bench.

ECC-CACC CHALLENGE DOMINANCE

Daemen continued its winning ways at the ECC-CACC Challenge, earning home victories over Felician (95-80) on Nov. 8, and Nyack (80-74) on Nov. 9. Both games featured come-from-behind efforts. The Wildcats erased a 17-point first-half deficit in the win over Felician. After trailing by 11 at halftime, Daemen erupted for 56 second-half points, outscoring the Golden Falcons by 26 in the period. Andrew Sischo (31 points, 19 rebounds) scored 22 second-half points to lead the surge. Sischo was at it again vs. Nyack, finishing with 34 points and 17 boards en route to tournament MVP honors. The Wildcats led for most of the game, but found themselves trailing by three late in the second half. An old-fashioned three-point play by Sischo sparked a decisive 11-2 run down the stretch that included back-to-back trifectas by Jay Sarkis. Sischo, an ECC-CACC Challenge all-tournament team selection for the third straight year, was joined on the all-tournament team by Sarkis and senior guard Breon Harris who collected his first career double-double (11 points, 11 rebounds) in the win over Nyack.

HURST CURSE DASHED

Daermen exorcised some demons with a 67-65 defeat of Mercyhurst on Nov. 14. It marked the Wildcats' first win over Lakers since 2013, and just their second in the series overall. Andrew Sischo produced a double-double (22 points, 11 rebounds) and Joey Wallace put up 18 points, five boards, three assists and two steals to lead the way. The Wildcats and Lakers have met in seven successive seasons with five of those contests being decided by six points or less.

TOPPLING THE TOPPLERS

Daemen posted a wire-to-wire 98-83 win over nationally-ranked West Liberty on Nov. 16. The Hilltoppers came into the game ranked in the top-five of both national polls for Division II (No. 4 NABC; No. 3 D2SIDA), and have routinely been among the nation's highest scoring teams, including in 2018-19 when they ranked first in scoring (100.9 ppg). The Hilltoppers came in averaging 130.5 points per game following two lopsided wins over Mansfield and Shaw, but Daemen was the aggressor from the get-go and built an 18-point advantage late in the first half. West Liberty would cut the deficit to seven points several times in the second half, but Daemen charged back and eventually cruised to the 15-point win. Andrew Sischo was dominant inside (29 points on 12-of-13 shooting, 18 rebounds), and the Wildcats got additional scoring from Joey Wallace (19 points), Breon Harris (17), Kyle Harris (11) and Jeff Redband (10).

COMEBACK KIDS

Five of Daemen's six wins this season have featured second-half comebacks. Most recently, the Wildcats overcame a nine-point deficit with under seven minutes to play in their 89-79 win over regional rival Le Moyne. The Wildcats embarked on a 25-6 run covering the final 6:11 of the contest to win their first meeting with the Dolphins since the 2004-05 season.

GREAT ECC-XPECTATIONS

For the first time since joining the East Coast Conference, the league's coaches have predicted a first-place finish for Daemen. The Wildcats sit atop the 2019-20 ECC preseason poll which was released in late October. Daemen amassed 80 total points in the poll, grabbing eight of nine first-place votes. St. Thomas Aquinas College picked up the remaining first-place vote, finishing with 72 points in the poll to sit at No. 2. The University of Bridgeport (64 points) and defending ECC tournament champion Molloy College (53 points) round out the top four teams. Daemen holds an 87-27 all-time record in ECC contests dating back to the 2013-14 season. Only St. Thomas Aquinas (89-24) holds more wins in ECC games during that time frame.

SCORING BREAKDOWN (DAEMEN/OPPONENT)

[illegible]

2019-20 DAEMEN MEN'S BASKETBALL GAME NOTES

WILMINGTON SCOUTING REPORT

Wilmington is a member of the Central Atlantic Collegiate Conference, and the Wildcats are led by head coach Dan Burke who is in his sixth season at the helm. Burke has guided the Wildcats to 67 wins and four CACC tournament berths since taking the reins of the program in 2014. He orchestrated a 19-10 campaign in 2016-17, marking the most successful season of Wilmington's Division II era. The Wildcats return seven players and three starters from their 2018-19 team that went 12-17 overall and 9-10 in CACC play. Wilmington earned a fourth-place finish in the CACC South Division and made their third straight conference tournament berth, but were bounced out in the quarterfinals by North Division top-seed Bloomfield. Redshirt-senior guard Jermaine Heads tops the list of returning players after leading the team in scoring (23.0 ppg) last season. Double-figure scorers Tyler Norwood (17.5 ppg), Omari Dill-Pettiford (12.3 ppg), Danny Walsh (12.1 ppg) and Jordan Harding (10.6 ppg) also return. The Wildcats were picked third in the CACC South Division preseason poll, but they'll enter Saturday's game still looking for their first win this season. Among WU's four losses this season is an 86-63 setback against nationally-ranked St. Anselm. The Wildcats are coming off a 77-69 loss to Shippensburg in their home opener last weekend. Head is producing a team-high 22.8 points per game. Wilmington is allowing opponents to score 92.5 points per game on over 52 percent shooting, and they rank 305th nationally with a -20.5 rebounding margin per game.

C-A-C-C YOU LATER

Since joining the ECC in 2013, Daemen has been dominant in games against regional foes from the Central Atlantic Collegiate Conference. The Wildcats are 15-3 against CACC opponents in the span, including a 14-2 mark since head coach Mike MacDonald took control in 2014. That includes a pair of wins already this season as Daemen downed Felician and Nyack as part of the ECC-CACC Challenge. Daemen brings an 11-game winning streak against CACC teams into Saturday's game vs. Wilmington. The Wildcats' last loss to a CACC team came Nov. 14, 2015 against Holy Family.

DAEMEN VS. WILMINGTON SERIES HISTORY

Daemen Record: 3-1
Streak: Won 2

Previous Meetings
Dec. 30, 1998 - Daemen 97, Wilmington 77 at Philadelphia, Pa.

Feb. 13, 2000 - Wilmington 67, Daemen 63 at Wilmington, Del.

Nov. 13, 2015 - Daemen 109, Wilmington 87 at Amherst, N.Y.

Nov. 18, 2017 - Daemen 79, Wilmington 73 at Amherst, N.Y.

GAME-BY-GAME STARTERS

Game	1	2	3	4	5
vs. NW Missouri St.	Sarkis	B.Harris	Wallace	Redband	Sischo
vs. Missouri Western	Sarkis	Slack	Wallace	Redband	Sischo
FELICIAN	Sarkis	B.Harris	Wallace	Redband	Sischo
NYACK	Sarkis	B.Harris	Wallace	Redband	Sischo
MERCYHURST	Sarkis	B.Harris	Wallace	Redband	Sischo
WEST LIBERTY	B.Harris	K.Harris	Wallace	Redband	Sischo
LE MOYNE	B.Harris	K.Harris	Wallace	Redband	Sischo
WILMINGTON	-	-	-	-	-
at U. Sciences	-	-	-	-	-
SALEM	-	-	-	-	-
ROBERTS WESLEYAN	-	-	-	-	-
at Mercy	-	-	-	-	-
at St. Thomas Aquinas	-	-	-	-	-
at St. Rose	-	-	-	-	-
at St. Anselm	-	-	-	-	-
at St. Michael's	-	-	-	-	-
at Stonehill	-	-	-	-	-
QUEENS	-	-	-	-	-
BRIDGEPORT	-	-	-	-	-
at Dist. Columbia	-	-	-	-	-
MOLLOY	-	-	-	-	-
NEW YORK TECH	-	-	-	-	-
at Roberts Wesleyan	-	-	-	-	-
at Bridgeport	-	-	-	-	-
at Queens	-	-	-	-	-
ST. THOMAS AQUINAS	-	-	-	-	-
MERCY	-	-	-	-	-
DIST. COLUMBIA	-	-	-	-	-
at Molloy	-	-	-	-	-
at New York Tech	-	-	-	-	-

INDIVIDUAL STATISTICAL RANKS

PLAYER	STAT	ECC	NCAA II
POINTS PER GAME			
Andrew Sischo	25.4	1st	16th
Joey Wallace	11.3	20th	-
Breon Harris	10.7	24th	-
Jeff Redband	10.4	25th	-
REBOUNDS PER GAME			
Andrew Sischo	14.7	1st	2nd
Joey Wallace	5.0	20th	-
ASSISTS PER GAME			
Breon Harris	3.0	10th	-
Joey Wallace	2.4	16th	-
Andrew Sischo	2.3	19th	-
BLOCKS PER GAME			
Andrew Sischo	2.0	2nd	31st
Jeff Redband	0.7	13th	-
STEALS PER GAME			
Breon Harris	1.7	8th	245th
Jeff Redband	1.3	15th	-
FIELD GOAL %			
Andrew Sischo	70.5	1st	13th
Kyle Harris	61.8	2nd	-
FIELD GOALS MADE			
Andrew Sischo	67	1st	2nd
Joey Wallace	28	8th	164th
Breon Harris	22	17th	-
Kyle Harris	21	19th	-
Jeff Redband	21	19th	-
3-POINT FG %			
Kyle Harris	47.4	4th	20th
Jeff Redband	42.5	12th	-
Breon Harris	36.7	19th	-
3-POINT FG MADE			
Jeff Redband	17	2nd	30th
Breon Harris	11	6th	163rd
Kyle Harris	9	9th	-
Keith Slack	8	12th	-
FREE THROW %			
Jeff Redband	87.5	7th	-
Joey Wallace	85.0	9th	-
Andrew Sischo	69.5	15th	-
FREE THROWS MADE			
Andrew Sischo	41	1st	1st
Joey Wallace	17	6th	158th
Jeff Redband	14	7th	-
ASSIST/TURNOVER RATIO			
Tajmin Holt	2.0	6th	-
MINUTES			
Andrew Sischo	252	1st	1st
Joey Wallace	222	2nd	6th
Jeff Redband	209	3rd	16th
Jay Sarkis	168	8th	112th
Breon Harris	160	10th	-
MINUTES PER GAME			
Andrew Sischo	36.0	2nd	58th
Jay Sarkis	33.6	9th	-
Joey Wallace	31.7	14th	-
Jeff Redband	29.9	19th	-

2019-20 DAEMEN MEN'S BASKETBALL GAME NOTES

DAEMEN'S RECORD WHEN...

AT HOME	5-0
TRUE ROAD GAME	0-0
NEUTRAL SITE GAME	1-1

IN NOVEMBER	6-1
IN DECEMBER	0-0
IN JANUARY	0-0
IN FEBRUARY	0-0
IN MARCH	0-0

LEAD AT HALFTIME	3-0
TIED AT HALFTIME	0-0
TRAIL AT HALFTIME	3-1

SCORE LESS THAN 60 PTS	0-0
SCORE 60-69 PTS	2-1
SCORE 70-79 PTS	0-0
SCORE 80-89 PTS	2-0
SCORE 90-99 PTS	2-0
SCORE 100+ PTS	0-0

ALLOW LESS THAN 60 PTS	0-0
ALLOW 60-69 PTS	2-0
ALLOW 70-79 PTS	2-0
ALLOW 80-89 PTS	2-1
ALLOW 90-99 PTS	0-0
ALLOW 100+ PTS	0-0

+ REBOUND MARGIN	6-1
- REBOUND MARGIN	0-0
REBOUNDS ARE TIED	0-0

SHOOT 50% OR BETTER	2-0
SHOOT UNDER 50%	4-1

OPPONENT SHOOTS 50% +	1-1
OPPONENT SHOOTS > 50%	5-0

ON MONDAYS	0-0
ON TUESDAYS	1-0
ON WEDNESDAYS	0-0
ON THURSDAYS	1-0
ON FRIDAYS	1-1
ON SATURDAYS	3-0
ON SUNDAYS	0-0

MISCELLANEOUS STATS

STARTING LINEUPS

W/L	G	G	G/F	F	C
3-1	Sarkis	B.Harris	Wallace	Redband	Sischo
2-0	B.Harris	K.Harris	Wallace	Redband	Sischo
1-0	Sarkis	Slack	Wallace	Redband	Sischo

WIN/LOSS MARGIN

[illegible]

LEADS & DEFICITS

Daemen's Biggest Halftime Lead	12 vs. West Liberty (11/16/19)
Daemen's Biggest Halftime Lead Lost	N/A
Daemen's Biggest Halftime Deficit	12 vs. Northwest Missouri State (11/1/19)
Daemen Biggest Halftime Deficit Overcome	11 vs. Felician (11/8/19)
Daemen's Biggest Margin Of Victory	15 (2x) last vs. West Liberty (11/16/19)
Daemen's Biggest Margin Of Defeat	20 vs. Northwest Missouri State (11/1/19)

DOUBLE-FIGURE SCORING

Andrew Sischo	7
Breon Harris	4
Kyle Harris	4
Jeff Redband	4
Joey Wallace	3
Jay Sarkis	2
Keith Slack	1

DOUBLE-FIGURE REBOUNDING

Andrew Sischo	7
Breon Harris	1

DOUBLE-DOUBLES

Andrew Sischo	7
Breon Harris	1

20-POINT SCORERS

Andrew Sischo	6
Jeff Redband	1

30-POINT SCORERS

Andrew Sisco 2

IN THE POLLS

[illegible]

THE LAST TIME

THE LAST TIME A DAEMEN PLAYER...

Scored 20-29 points.....	Andrew Sischo (27) vs. Le Moyne, 11/19/19
Scored 30-39 points.....	Andrew Sischo (34) vs. Nyack, 11/09/19
Scored 40-49 points.....	Gerald Beverly (40) vs. Concordia (Ala.), 03/05/14
Made 10 field goals.....	Andrew Sischo (11-14) vs. Le Moyne, 11/19/19
Made 10 free throws.....	Andrew Sischo (10-11) vs. Nyack, 11/09/19
Made 5-9 three-pointers.....	Jeff Redband (6-9) vs. Nyack, 11/09/19
Made 10 three-pointers.....	David Skolen (12-18) vs. Waynesburg, 11/15/89
Had 10-14 rebounds.....	Andrew Sischo (11) vs. Le Moyne, 11/19/19
Had 15-19 rebounds.....	Andrew Sischo (18) vs. West Liberty, 11/16/19
Had 20 rebounds.....	Andrew Sischo (23) vs. Molloy, 02/16/18
Had 10 assists.....	Darius Garvin (10) at St. Thomas Aquinas, 02/02/18
Had 5 blocks.....	Andrew Sischo (5) vs. Felician, 11/08/19
Had 5 steals.....	Breon Harris (6) at St. Thomas Aquinas, 02/22/19
Had a double-double.....	Andrew Sischo (27 pts, 11 rebs) vs. Le Moyne, 11/19/19
Had 20 points and 20 rebounds.....	Andrew Sischo (36 pts, 23 rebs) vs. Molloy, 02/16/18
Had consecutive double-doubles.....	Andrew Sischo (7), 11/01/19 - 11/19/19
Scored go-ahead points in final 15 seconds of win.....	Deion Hamilton (FG with 14 seconds remaining) vs. St. Thomas Aquinas, 01/25/19

THE LAST TIME A DAEMEN TEAM...

Allowed 50 points or fewer.....	vs. Dominican (W, 60-49), 11/12/16
Won by 20-29 points.....	vs. Bridgeport (W, 93-71), 03/03/19
Won by 30 points.....	vs. LIU Post (W, 108-63), 02/15/19
Scored 90+ points.....	vs. West Liberty (W, 98-83), 11/16/19
Scored 100+ points.....	vs. LIU Post (W, 108-63), 02/15/19
Had 50 rebounds.....	vs. LIU Post (54), 02/15/19
Shot 50% or better from the field.....	vs. West Liberty (36-66, 54.5%), 11/16/19
Shot 60% or better from the field.....	at NYIT (38-63, 60.3%), 12/16/18
Shot 50% or better from three-point range (min. 10 attempts).....	vs. Bridgeport (11-22, 50%), 03/03/19
Shot 60% or better from three-point range (min. 10 attempts).....	vs. NYIT (10-16, 62.5%), 01/14/18
Shot 90% or better from free throw line (min. 10 attempts).....	vs. Le Moyne (11-11, 100%), 11/19/19
Finished without a three-point field goal.....	vs. Queens (0-12), 11/09/12
Made 10-14 three-pointers.....	vs. Le Moyne (10-31), 11/19/19
Made 15 three-pointers.....	vs. LIU Post (19-39), 02/15/19
Had 10 blocked shots.....	vs. Indianapolis (10), 12/18/14
Had 10 steals.....	at St. Thomas Aquinas (13), 02/22/19
Had 20 assists.....	vs. Mercy (20), 03/01/19
Had 4 players in double figures.....	vs. Mercyhurst (Sischo 22, Wallace 18, K.Harris 11, Sarkis 10), 11/14/19
Had 5 players in double figures.....	vs. West Liberty (Sischo 29, Wallace 19, B.Harris 17, K.Harris 11, Redband 10), 11/16/19
Had 6 players in double figures.....	vs. Dist. Columbia (Sischo 19, Hamilton 14, Redband 13, Lee Yaw 13, Harris 10, Sarkis 10), 01/27/19
Had all 5 starters in double figures.....	vs. West Liberty (Sischo 29, Wallace 19, B.Harris 17, K.Harris 11, Redband 10), 11/16/19
Had 2 players score 20 points.....	vs. Nyack (Sischo 34, Redband 22), 11/09/19
Had 2 players with 10 rebounds.....	vs. Nyack (Sischo 17, B.Harris 11), 11/08/19
Had 2 players record a double-double.....	vs. Nyack (Sischo 34 pts/17 rebs, B.Harris 11 pts/11 rebs), 11/08/19
Won in overtime.....	vs. St. Thomas Aquinas (W, 82-79), 01/25/19
Lost in overtime.....	at Dist. Columbia (L, 90-84), 12/03/16
Scored 80 points or more and lost.....	at St. Edward's (L, 110-83), 01/06/19
Scored 90 points or more and lost.....	at Dominican (L, 98-93, OT), 01/07/14
Allowed 60 points or fewer and lost.....	vs. St. Thomas Aquinas (L, 60-57), 03/03/18
Played a nationally-ranked opponent.....	vs. No. 4/No. 3 West Liberty (W, 98-83), 11/16/19
Defeated a nationally-ranked opponent.....	vs. No. 4/No. 3 West Liberty (W, 98-83), 11/16/19

MAN IN THE MIDDLE

Redshirt-junior center Andrew Sischo headlines Daemen's returning players after earning East Coast Conference and Division II Conference Commissioner's Association East Region Player of the Year honors in 2018-19. A two-time first-team All-ECC selection, Sischo has been downright dominant in his career for the Wildcats. He has set new team benchmarks for points scored by a freshman (462) and sophomore (585), and is already one of only 10 players in program history with 1,000 points and 500 rebounds. Sischo recorded 17 double-doubles last season, ranking first among all ECC players and sixth nationally, while also becoming just the sixth player in team history to average a double-double (20.9 ppg, 10.1 rpg) for an entire season. In late October he was named the ECC Preseason Player of the Year, marking the second straight season that he's earned the accolade, and he's picked up right where he left off last season. Through seven games this year, Sischo is averaging monster numbers (25.4 ppg, 14.7 rpg, 2.0 bpg, 70.5% FG). He's posted seven straight double-doubles, and was named to the SCB National Hall of Fame Classic all-tournament team, MVP of the ECC-CACC Challenge, the ECC Defensive Player of the Week, a two-time ECC Player of the Week and a two-time U.S. Basketball Writers Association Men's Division II National Player of the Week.

THREE-DICULOUS SHOOTING

Over the course of his career, forward Jeff Redband has established himself as one of the preeminent three-point shooters in the ECC, as well as among Daemen's all-time leaders. Redband is the first Daemen player with 60 or more three-pointers in three straight seasons since Brian Montanaro did so four straight times from 2002-06. A two-time All-ECC pick, including a second-team selection last season, Redband has appeared in all 95 games since the start of the 2016-17 season, making 92 starts and averaging 11.4 points and 4.6 rebounds per game. He ranks fourth in team history with 233 three-point field goals, and he's made at least one trifecta in 38 of the last 41 games.

BREAKOUT BREON

Senior guard Breon Harris was inserted into the starting lineup midway through the 2017-18 season, and went on to help Daemen wins in 41 of their next 49 contests (through the end of the 2018-19 season). He's been a third-team All-ECC selection in each of the last two seasons, and has also earned ECC Championships all-tournament team honors twice in his career. Harris swiped 70 steals as a sophomore, the third-highest single-season total in team history and making him the first player with at least 70 since Russell John totaled 73 in 1990-91. He

added 53 steals to his career total last season, becoming just the fifth player to lead the Wildcats in steals at least twice, and the first player with 50+ steals in consecutive seasons since Mark Coppola in 2011-12 and 2012-13. He was named to the ECC-CACC Challenge all-tournament team for the second straight year after averaging 14.5 points, 9.0 rebounds and 6.5 assists in Daemen wins over Felician and Nyack. Those contributions included the first double-double of his career, as he totaled 11 points and a career-high 11 boards vs. Nyack.

SHINING STAR-KIS

Redshirt-senior guard Jay Sarkis has been a fixture in the Daemen lineup since arriving on campus in 2015. Sarkis has appeared in 87 of a possible 96 games (excluding a redshirt season in 2016-17), while making 81 starts. He's recorded at least one three-pointer in 72 games, totaling 153 triples in his career. He's just the eighth player in program history with at least 150 three-point field goals. Sarkis contributed 8.2 points and a team-best 3.1 assists per game in 2018-19. His finest season came a year earlier when he put up career-highs in points (372), assists (106) and rebounds (86), and finished the season ranking among the ECC's top-five statistical leaders in minutes (3rd), minutes per game (5th), three-point field goals (4th), three-point shooting percentage (5th) and assists (3rd).

2019-20 DAEMEN MEN'S BASKETBALL GAME NOTES

NOV. 19 - WILDCATS RISE TO #17 IN NABC POLL

AMHERST, N.Y. - Daemen College is ranked No. 17 in the first regular season edition of the National Association of Basketball Coaches (NABC) top-25 poll released today. The Wildcats move up five spots after opening the year at No. 22 - the first time in the program's NCAA Division II era that they've been nationally-ranked to start a season.

Daemen is off to a 5-1 start this season, and the Wildcats take a five-game winning streak into tonight's contest against regional rival Le Moyne College (7 p.m., Lumsden Gymnasium). The Wildcats extended their winning streak last week by knocking off both of the 2019 Atlantic Region finalists in successive games. Daemen dropped defending Atlantic Region champion Mercyhurst University 67-65 last Thursday, and followed up with a 98-83 throttling of nationally-ranked West Liberty University on Saturday. The Hilltoppers came into the contest ranked No. 4 in the NABC preseason poll. Daemen has now defeated a top-five ranked team in each of the last two seasons.

The recent wins also extended a pair of home-court winning streaks. Daemen is unbeaten in 12 straight games at Lumsden Gymnasium, and 13 straight non-conference home tilts.

Redshirt-junior center Andrew Sischo (Guiderland, N.Y.) has led the way. The reigning East Coast Conference Player of the Year has posted double-doubles in all six contests this season, and is averaging 25.2 points, 15.3 rebounds and 2.3 blocks per game while shooting 69 percent from the field. He has twice been named the ECC Player of the Week, and has also earned a National Player of the Week selection from the U.S. Basketball Writers Association. The Wildcats are also getting double-figure scoring from Joey Wallace (Rochester, N.Y.) (12.2 ppg), Jeff Redband (Batavia, N.Y.) (10.0 ppg) and Breon Harris (Niagara Falls, N.Y.) (10.0 ppg).

Daemen, which went 24-6 last season, has now been ranked in nine consecutive NABC polls. The Wildcats closed the 2018-19 season at No. 22.

NOV. 20 - DAEMEN JUMPS TO #10 IN D2SIDA NATIONAL MEDIA POLL

AMHERST, N.Y. - Daemen College has moved to No. 10 in the NCAA Division II Sports Information Directors of America Men's Basketball national media poll which was released late Tuesday afternoon. It marks the second national ranking of the week for the Wildcats who also moved from No. 22 to No. 17 in the National Association of Basketball Coaches top-25 poll yesterday.

Daemen, which was ranked No. 18 in the D2SIDA preseason national poll, has now been ranked in 11 of the last 12 polls released by D2SIDA, dating back to last Jan. 8. This week's No. 10 ranking matches their furthest ascent in the poll which was achieved last Feb. 19. Combined with the NABC poll, Daemen has been a nationally-ranked team in 20 of the last 21 national polls.

Daemen improved to 6-1 on the season with an 89-79 come-from-behind win over visiting Le Moyne College last evening. The Wildcats have won six straight games, including five that have featured second-half comebacks. Their last three wins have been especially impressive as they've knocked off defending Atlantic Region champion Mercyhurst University, nationally-ranked West Liberty University and a Le Moyne team that's averaged 22 wins over the last three seasons.

The Wildcats return to action this Saturday, Nov. 23 with their first-ever game at KeyBank Center in downtown Buffalo. Daemen will welcome Wilmington University to the downtown venue that has hosted men's NCAA tournament games (Division I) six times since its opening in 1996. The Daemen-Wilmington game (noon tip-off) will be followed by area Division I teams from Canisius College and St. Bonaventure University who take the floor at 2:30. Tickets remain on sale for the doubleheader at daemenwildcats.com/keybanktix (use password "WILDCATS").



National Association of Basketball Coaches NCAA Division II Men's Basketball Rankings November 19, 2019 (Regular Season Poll #1)

	Record	Points	Last
1. Northwest Missouri State	5-0	400	1
2. Nova Southeastern (Fla.)	2-0	380	2
3. Bellarmine (Ky.)	3-0	366	3
4. UC San Diego	3-0	348	5
5. West Texas A&M	5-0	342	7
6. Queens (N.C.)	4-0	322	8
7. Missouri Southern	3-0	296	10
8. Indiana (Pa.)	3-0	281	11
9. Valdosta State (Ga.)	4-0	249	12
10. Lincoln Memorial (Tenn.)	4-1	220	10
11. Alabama Huntsville	2-0	212	16
12. St. Edward's (Texas)	5-0	204	20
13. Southern Indiana	2-0	193	18
14. Saint Anselm (N.H.)	3-0	174	21
15. Ashland (Ohio)	2-0	172	19
16. West Liberty (W.Va.)	2-1	157	4
17. Daemen (N.Y.)	5-1	132	22
18. Florida Southern	3-0	106	NR
19. Ferris State (Mich.)	7-0	90	NR
20. St. Thomas Aquinas (N.Y.)	4-0	62	NR
21. Southern Nazarene (Okla.)	4-2	53	9
22. Indianapolis (Ind.)	4-0	51	NR
23. Jefferson (Pa.)	3-0	47	NR
24. Point Loma (Calif.)	3-0	41	NR
25. Augusta (Ga.)	2-1	33	13

Records through games of November 17, 2019.
Last ranking is from pre-season poll released October 29.

First place votes - Northwest Missouri State (16).

Others receiving votes: Southeastern Oklahoma State 31, Azusa Pacific (Calif.) 26, Davenport (Mich.) 23, Dixie State (Utah) 20, Bentley (Mass.) 19, UNC Pembroke 17, Cal Poly Pomona 16, Chaminade (Hawaii) 16, Morehouse (Ga.) 14, Northeastern State (Okla.) 13, Wingate (N.C.) 12, Northern State (S.D.) 9, Colorado School of Mines 7, Dominican (N.Y.) 7, Augustana (S.D.) 6, Barry (Fla.) 5, Dallas Baptist (Texas) 5, Angelo State (Texas) 4, Catawba (N.C.) 3, New Mexico Highlands 3, Minnesota-Duluth 2, Charleston (W.Va.) 1, Findlay (Ohio) 1, New Haven (Conn.) 1, Regis (Colo.) 1.

Dropped out: Colorado School of Mines (14), Northern State (15), Findlay (17), Concordia, Calif. (23), Tarleton State (24), Morehouse (25).

Weekly Poll Notes:

Northwest Missouri State remains atop the NABC/Division II poll and will take a winning streak that has reached 43 games into a game Thursday against William Jewell. The Bearcats, who were also ranked first in the final six polls of the 2018-19 season, have led the poll 23 times since the Dec. 13, 2016 ranking.

The top three spots went unchanged this week, while UC San Diego moved up one position to fourth following West Liberty's loss Saturday at then-No. 22 Daemen. West Texas A&M beat then-No. 6 Lincoln Memorial in overtime on the opening night of the season and moved up to fifth and Queens (N.C.) advanced to the sixth spot as a result.

St. Edward's, off to a 5-0 start, made the biggest jump among the teams that were ranked in the pre-season poll as the Hilltoppers moved up eight spots to 12th. Saint Anselm made a seven-spot rise from 21st to 14th.

A total of six teams that were unranked in the pre-season poll have made their way into this week's top 25. The highest-ranked of that group is Florida Southern, who entered the poll at No. 18, followed by Ferris State at No. 19 and St. Thomas Aquinas at No. 20.

The Mid-America Intercollegiate Athletics Association and South Atlantic Conference again have two teams apiece in the top 10 (Northwest Missouri State and Missouri Southern from the MIAA; Lincoln Memorial and Queens, N.C., from the SAC). The Great Lakes Valley Conference has three top 25 teams in Bellarmine, Southern Indiana and Indianapolis, while seven other conferences have two teams apiece.

A total of 16 of the 23 NCAA Division II conferences have representatives in this week's top 25.

This week's national schedule includes matchups between No. 24 Point Loma and No. 4 UC San Diego on Tuesday and No. 20 St. Thomas Aquinas and No. 23 Jefferson on Saturday. Many conferences will begin their league slates in the upcoming seven days.

For Immediate Release

D2SIDA Men's Basketball National Media Poll Week 1 - November 19, 2019

Rank	School	Pts.	Record	Prev.
1.	Northwest Missouri State (16)	400	5-0	1
2.	Nova Southeastern	369	2-0	2
3.	Bellarmine	366	3-0	4
4.	West Texas A&M	349	5-0	5
5.	UC San Diego	337	3-0	6
6.	Queens (N.C.)	323	4-0	7
7.	Indiana (Pa.)	297	3-0	8
8.	St. Edwards	258	5-0	10
9.	Missouri Southern State	254	3-0	9
10.	Daemen	237	5-1	18
11.	Ferris State	234	7-0	NR
12.	Lincoln Memorial	213	4-1	T13
13.	Valdosta State	205	4-0	23
13.	St. Anselm	201	3-0	12
15.	Southern Indiana	162	2-0	T13
16.	Charleston	145	4-0	NR
17.	Alabama Huntsville	133	2-0	16
18.	West Liberty	124	2-1	3
19.	Azusa Pacific	97	4-1	NR
T20.	Florida Southern	88	3-0	T19
T20.	Southern Nazarene	88	4-2	15
22.	Dixie State	71	3-0	NR
23.	St. Thomas Aquinas	50	4-0	NR
24.	UNC Pembroke	47	4-1	NR
25.	Walsh	34	4-0	NR

()-first place votes

Others Receiving Votes (on more than one ballot):

Cal Poly Pomona - 24; Southeastern Oklahoma State - 21; Indianapolis - 18; Embry-Riddle - 10; Wingate - 10; Jefferson - 6; West Chester - 5; Point Loma - 3; 4 teams named on one ballot each

2019-20 DAEMEN MEN'S BASKETBALL GAME NOTES

SEASON RECORDS

POINTS

1.	Rob Robinson	767	1990-91
2.	David Skolen	699	1989-90
3.	Russell John	629	1990-91
4.	Gerald Beverly	620	2014-15
5.	Torrence Dyck	612	2015-16
6.	Chris Lewis	611	1989-90
7.	Brian Montanaro	592	2005-06
8.	Andrew Sischo	585	2018-19
9.	Rob Robinson	567	1989-90
10.	Joe Olsen	560	2005-06

POINTS PER GAME

1.	Rob Robinson	25.6	1990-91
2.	Torrence Dyck	21.9	2015-16
3.	David Skolen	21.8	1989-90
	Ralph Henderson	21.8	1987-8
5.	Russell John	21.0	1990-91
6.	Ralph Henderson	20.5	1986-87
7.	Andrew Sischo	20.9	2018-19
8.	Gerald Beverly	20.0	2014-15
9.	Alex Nwora	19.6	1992-93
10.	Torrence Dyck	19.3	2014-15

FIELD GOALS

1.	Chris Lewis	257	1989-90
2.	David Skolen	247	1989-90
3.	Rob Robinson	231	1990-91
4.	Andrew Sischo	229	2018-19
5.	Gerald Beverly	219	2014-15
6.	Russell John	218	1990-91
7.	Torrence Dyck	217	2015-16
8.	Rob Robinson	205	1989-90
9.	Gerald Beverly	200	2013-14
10.	Andrew Sischo	195	2017-18

FIELD GOAL % (min. 150 made)

1.	Stefan Van Duluitgaarden	.661	1991-92
2.	Chris Lewis	.624	1989-90
3.	Brian Harmon	.610	1986-87
4.	Gerald Beverly	.607	2014-15
5.	Brian Pettit	.605	1998-99
6.	Chris Lewis	.603	1988-89
7.	Gerald Beverly	.597	2012-13
8.	Andrew Sischo	.586	2018-19
9.	Darnell Jackson	.576	2003-04
	Ajay Rutledge	.576	2008-09

THREE-POINT FIELD GOALS

1.	David Skolen	114	1989-90
2.	Kharmen Wingard	86	2003-04
3.	Brian Montanaro	84	2004-05
4.	Pete Loney	83	2008-09
5.	Jeff Redband	79	2018-19
6.	Russell John	78	1990-91
7.	Donjuan Tyson	77	2006-07
8.	Gabriel Marshall	76	2003-04
	Kharmen Wingard	76	2004-05
10.	Kharmen Wingard	75	2002-03
	Jordan Greene	75	2014-15

THREE-POINT % (min. 1 3PT/game)

1.	David Skolen	.557	1986-87
2.	Marty Lange	.524	1997-98
3.	Mike Maisto	.500	2007-08
	Jesse Lalka	.500	2015-16
5.	David Skolen	.491	1989-90
6.	David Skolen	.477	1988-89
7.	Kevin Lange	.461	2002-03
	Jay Sarkis	.461	2015-16
9.	Brian Montanaro	.452	2004-05
10.	Jeff Redband	.450	2016-17

FREE THROWS

1.	Rob Robinson	282	1990-91
2.	Gerald Beverly	180	2014-15
3.	Rob Robinson	176	1991-92
4.	Alex Nwora	161	1992-93
5.	Joe Olsen	148	2005-06
6.	Rob Robinson	142	1989-90
7.	Monty Montgomery	140	2000-01
8.	Jonathan Walker	139	2002-03
9.	Jonathan Walker	134	2001-02
10.	Ralph Henderson	133	1987-88

FREE THROW % (min. 100 made)

1.	David Skolen	.850	1989-90
	Todd Zielinski	.850	1996-97
3.	Kevin Lange	.844	2002-03
4.	Rob Robinson	.827	1991-92
5.	David Skolen	.823	1988-89
6.	Mark Rouse	.806	2001-02
7.	Monty Montgomery	.790	1997-98
8.	Rob Robinson	.789	1989-90
9.	Brian Montanaro	.783	2005-06
10.	Monty Montgomery	.782	2000-01

REBOUNDS

1.	Jim Chapman	394	1988-89
2.	Gerald Beverly	373	2014-15
3.	Alex Nwora	347	1991-92
4.	Brian Pettit	329	1996-97
5.	Alex Nwora	313	1992-93
6.	Alex Nwora	312	1990-91
7.	Brian Pettit	288	1995-96
8.	Chris Lewis	287	1989-90
9.	Andrew Sischo	283	2018-19
10.	Gerald Beverly	280	2013-14

REBOUNDS PER GAME

1.	Jim Chapman	14.1	1988-89
2.	Gerald Beverly	12.0	2014-15
3.	Alex Nwora	11.6	1992-93
	Alex Nwora	11.6	1991-92
5.	Brian Pettit	10.6	1996-97
6.	Alex Nwora	10.4	1990-91
7.	Sandy Finney	10.2	1995-96
8.	Sandy Finney	10.1	1994-95
	Andrew Sischo	10.1	2018-19
10.	Gerald Beverly	10.0	2013-14

ASSISTS

1.	Mark Coppola	203	2012-13
	Derrick Henry	203	1988-89
3.	Rob Robinson	187	1990-91
4.	Rob Robinson	186	1989-90
5.	Mark Coppola	161	2011-12
6.	Tim Foley	157	1994-95
7.	Mark Coppola	154	2013-14
8.	Steve Chandler	152	2003-04
9.	Steve Chandler	147	2002-03
10.	Russell John	139	1991-92

STEALS

1.	Derrick Henry	74	1988-89
2.	Russell John	73	1990-91
3.	Breon Harris	70	2017-18
4.	Casey Sheehan	68	2012-13
5.	Devon Dawson	67	2007-08
6.	Anibal Soler	66	1999-00
7.	Eder Joseph	62	1999-00
8.	Jorge Ebanks	61	2009-10
9.	Dewan Stroud	60	2006-07
10.	Therreon Blackwell	59	2004-05
	Rob Robinson	59	1990-91

BLOCKS

1.	Ron Wright	119	2005-06
2.	Ron Wright	114	2004-05
3.	Gerald Beverly	111	2013-14
4.	Gerald Beverly	110	2014-15
5.	Gerald Beverly	59	2012-13
6.	Brian Pettit	55	1998-99
7.	Mario Torres	54	1992-93
8.	Brian Pettit	52	1996-97
9.	Gerald Beverly	50	2011-12
10.	Ralph Henderson	49	1986-87

2019-20 DAEMEN MEN'S BASKETBALL GAME NOTES

CAREER RECORDS

POINTS (1,000-Point Club)

1.	Rob Robinson	1,962	1988-92
2.	Brian Montanaro	1,920	2002-06
3.	David Skolen	1,876	1986-90
4.	Monty Montgomery	1,814	1996-01
5.	Gerald Beverly	1,799	2011-15
6.	Alex Nwora	1,514	1989-93
7.	Casey Sheehan	1,505	2010-14
8.	Brian Pettit	1,414	1994-99
9.	Rob Lange	1,330	1992-96
10.	Devon Dawson	1,310	2007-12
11.	Kharmen Wingard	1,281	2002-05
12.	Jim Regan	1,241	2009-13
13.	Andrew Sischo	1,225	2017-Pr.
14.	Mark Rouse	1,172	1998-02
15.	Kevin Lange	1,152	1999-03
16.	Chris Moore	1,126	1996-00
17.	Chris Lewis	1,105	1988-90
18.	Jordan Greene	1,090	2011-15
19.	Jeff Redband	1,086	2016-Pr.
20.	Danny McCabe	1,078	1884-98
21.	Therreon Blackwell	1,069	2002-06
22.	Russell John	1,061	1990-92
23.	Torrence Dyck	1,056	2014-16
24.	Deion Hamilton	1,029	2015-19
25.	Ralph Henderson	1,015	1986-88

POINTS PER GAME

1.	Torrence Dyck	20.7	2014-16
2.	Andrew Sischo	18.8	2017-Pr.
3.	Chris Lewis	18.4	1988-90
4.	Rob Robinson	17.8	1988-92
5.	Russell John	17.4	1990-92
6.	Dewan Stroud	16.8	2006-08
7.	David Skolen	16.5	1986-90
8.	Monty Montgomery	16.2	1996-01
9.	Jonathan Walker	15.3	2001-03
10.	Dom Mazzocchi	15.2	2010-12

FIELD GOALS

1.	David Skolen	687	1986-90
2.	Gerald Beverly	669	2011-15
3.	Brian Montanaro	656	2002-06
	Monty Montgomery	656	1996-01
5.	Rob Robinson	640	1988-92
6.	Casey Sheehan	544	2010-14
7.	Alex Nwora	532	1989-93
8.	Brian Pettit	519	1994-99
9.	Andrew Sischo	491	2017-Pr.
10.	Jim Regan	477	2009-13

FIELD GOAL % (MIN. 150 MADE)

1.	Chris Lewis	.615	1988-90
2.	Stefan Van Duluitgaarden	.606	1990-92
3.	Andrew Sischo	.591	2017-Pr.
4.	Gerald Beverly	.583	2011-15
5.	Kadeem Johnson	.581	2010-14
6.	Steve Chandler	.568	2002-04
7.	Joe Olsen	.559	2004-06
8.	Darnell Jackson	.554	2003-05
9.	Ralph Henderson	.549	1986-88
10.	Brian Pettit	.543	1994-99

THREE-POINT FIELD GOALS

1.	Brian Montanaro	288	2002-06
2.	David Skolen	279	1986-90
3.	Kharmen Wingard	237	2002-05
4.	Jeff Redband	233	2016-Pr.
5.	Jordan Greene	201	2011-15
6.	Mark Rouse	183	1998-02
7.	Kevin Lange	169	1999-03
8.	Jay Sarkis	153	2015-Pr.
9.	Casey Sheehan	147	2010-14
10.	Russell John	143	1990-92

THREE-POINT % (min. 50 made)

1.	David Skolen	.487	1986-90
2.	Jesse Lalka	.463	2013-17
3.	Rob Robinson	.433	1988-92
4.	Jeff Redband	.432	2016-Pr.
5.	Pete Loney	.426	2007-09
6.	Adrian Baugh	.424	1999-01
	Jay Sarkis	.424	2015-Pr.
8.	Brian Montanaro	.418	2002-06
9.	Kyle Clifford	.415	2013-15
10.	Donjuan Tyson	.403	2006-07

FREE THROWS

1.	Rob Robinson	630	1988-92
2.	Gerald Beverly	459	2011-15
3.	Alex Nwora	441	1989-93
4.	Monty Montgomery	427	1996-01
5.	Brian Pettit	373	1994-99
6.	Rob Lange	366	1992-96
7.	Brian Montanaro	320	2002-06
8.	Devon Dawson	275	2007-12
9.	Jonathan Walker	273	2001-03
10.	Casey Sheehan	271	2010-14

FREE THROWS (min. 100 made)

1.	Jeff Redband	.856	2016-Pr.
2.	Jay Sarkis	.836	2015-Pr.
3.	David Skolen	.826	1986-90
4.	Arif Mehmetaj	.806	2014-17
5.	Rob Robinson	.788	1988-92
	Mark Rouse	.788	1998-02
7.	Brian Montanaro	.786	2002-06
8.	Jaleo Wilkes	.773	2015-17
9.	Jeff Eaddy	.768	1986-90
10.	Monty Montgomery	.757	1996-01

REBOUNDS

1.	Alex Nwora	1,103	1989-93
2.	Gerald Beverly	1,004	2011-15
3.	Brian Pettit	991	1994-99
4.	Monty Montgomery	806	1996-01
5.	Andrew Sischo	647	2017-Pr.
6.	Jim Regan	587	2009-13
7.	Devon Dawson	585	2007-12
8.	Danny McCabe	570	1994-98
9.	Eder Joseph	542	1997-00
10.	Mario Torres	537	1990-94

REBOUNDS PER GAME

1.	Andrew Sischo	10.0	2017-Pr.
2.	Alex Nwora	9.3	1989-93
3.	Brian Pettit	8.7	1994-99
4.	Chris Lewis	8.5	1988-90
5.	Gerald Beverly	8.4	2011-15
6.	Steve Chandler	7.4	2002-04
7.	Monty Montgomery	7.2	1996-01
8.	Eder Joseph	6.7	1997-00
9.	Mario Torres	6.5	1990-94
	Jonathan Walker	6.5	2001-03

ASSISTS

1.	Mark Coppola	623	2010-14
2.	Rob Robinson	503	1988-92
3.	Casey Sheehan	470	2010-14
4.	Therreon Blackwell	438	2002-06
5.	Tim Foley	334	1990-95
6.	Mark Rouse	320	1998-02
7.	Anibal Soler	304	1997-00
8.	Steve Chandler	299	2002-04
9.	David Skolen	293	1986-90
10.	Monty Montgomery	272	1996-01

STEALS

1.	Devon Dawson	198	2007-12
2.	Therreon Blackwell	185	2002-06
	Casey Sheehan	185	2010-14
4.	Mark Coppola	168	2010-14
5.	Anibal Soler	165	1996-00
6.	Rob Robinson	161	1988-92
	Brian Montanaro	161	2002-06
8.	Alex Nwora	154	1989-93
9.	Breon Harris	136	2016-Pr.
10.	Monty Montgomery	135	1996-01
	Mark Rouse	135	1998-02

BLOCKS

1.	Gerald Beverly	330	2011-15
2.	Ron Wright	233	2004-06
3.	Brian Pettit	144	1994-99
4.	Jim Regan	117	2009-13
5.	Mario Torres	102	1990-94
6.	Kevin Lange	81	1999-03
7.	Ralph Henderson	79	1986-88
8.	Garyce Hervey	78	1998-00
9.	Rob Lange	72	1992-96
	Jeff Redband	72	2016-Pr.

DAEMEN MEN'S BASKETBALL
Daemen Combined Team Statistics (as of Nov 22, 2019)
All games

RECORD:	OVERALL	HOME	AWAY	NEUTRAL
ALL GAMES	6-1	5-0	0-0	1-1
CONFERENCE	0-0	0-0	0-0	0-0
NON-CONFERENCE	6-1	5-0	0-0	1-1

##	Player	gp-gs	min	avg	Total	3-Point	F-Throw	Rebounds				pf	dq	a	to	blk	stl	pts	avg
					fg-fga	fg%	3fg-fga	3fg%	ft-fa	ft%	off	def	tot	avg					
22	Sischo, Andrew	7-7	252	36.0	67-95	.705	3-6	.500	41-59	.695	35	68	103	14.7	23	0	16	29	25.4
23	Wallace, Joey	7-7	222	31.7	28-65	.431	6-25	.240	17-20	.850	10	25	35	5.0	18	0	17	20	11.3
02	Harris, Breon	6-6	160	26.7	22-61	.361	11-30	.367	9-15	.600	4	23	27	4.5	22	1	18	21	10.7
44	Redband, Jeff	7-7	209	29.9	21-51	.412	17-40	.425	14-16	.875	5	18	23	3.3	14	0	12	14	10.4
12	Harris, Kyle	7-2	147	21.0	21-34	.618	9-19	.474	4-4	1.000	4	12	16	2.3	16	1	8	14	7.9
05	Sarkis, Jay	5-5	168	33.6	12-35	.343	6-19	.316	6-8	.750	0	5	5	1.0	2	0	9	12	7.2
15	Slack, Keith	6-1	97	16.2	12-31	.387	8-24	.333	2-2	1.000	1	8	9	1.5	6	0	7	5	5.7
25	Bradley, Ryan	3-0	41	13.7	5-9	.556	0-0	.000	3-3	1.000	4	5	9	3.0	7	0	3	2	4.3
10	Williams, Donte'	7-0	56	8.0	10-15	.667	3-8	.375	0-0	.000	2	6	8	1.1	4	0	4	4	3.3
03	Holt, Tajmin	7-0	34	4.9	2-10	.200	1-7	.143	0-0	.000	2	1	3	0.4	4	0	2	1	0.7
20	Salzberg, Ryan	3-0	4	1.3	1-1	1.000	0-0	.000	0-0	.000	0	0	0	0.0	0	0	0	0	0.7
04	Duah, Jeffrey	1-0	1	1.0	0-0	.000	0-0	.000	0-0	.000	0	0	0	0.0	0	0	0	1	0.0
14	Hines, Da'Shawn	1-0	1	1.0	0-0	.000	0-0	.000	0-0	.000	0	0	0	0.0	0	0	0	0	0.0
34	Luke, Chris	6-0	6	1.0	0-0	.000	0-0	.000	0-0	.000	0	2	2	0.3	3	0	0	1	0.0
24	Basden, Ziv	2-0	2	1.0	0-0	.000	0-0	.000	0-0	.000	0	0	0	0.0	0	0	0	0	0.0
Team											8	16	24				1		
Total.....		7	1400		201-407	.494	64-178	.360	96-127	.756	75	189	264	37.7	119	2	96	126	80.3
Opponents.....		7	1400		188-441	.426	65-193	.337	89-113	.788	72	146	218	31.1	138	-	79	101	75.7

TEAM STATISTICS	DAEM	OPP
SCORING	562	530
Points per game	80.3	75.7
Scoring margin	+4.6	-
FIELD GOALS-ATT	201-407	188-441
Field goal pct	.494	.426
3 POINT FG-ATT	64-178	65-193
3-point FG pct	.360	.337
3-pt FG made per game	9.1	9.3
FREE THROWS-ATT	96-127	89-113
Free throw pct	.756	.788
F-Throws made per game	13.7	12.7
REBOUNDS	264	218
Rebounds per game	37.7	31.1
Rebounding margin	+6.6	-
ASSISTS	96	79
Assists per game	13.7	11.3
TURNOVERS	126	101
Turnovers per game	18.0	14.4
Turnover margin	-3.6	-
Assist/turnover ratio	0.8	0.8
STEALS	37	65
Steals per game	5.3	9.3
BLOCKS	24	15
Blocks per game	3.4	2.1
ATTENDANCE	1997	2289
Home games-Avg/Game	5-399	0-0
Neutral site-Avg/Game	-	2-1144

Date	Opponent	Score	Att.
# 11/01/19	vs Northwest Mo. St.	L 65-85	685
11/02/19	vs Missouri Western	w 68-64	1604
% 11/08/19	FELICIAN	w 95-80	450
11/09/19	NYACK	w 80-74	380
11/14/19	MERCYHURST	w 67-65	375
11/16/19	WEST LIBERTY	w 98-83	408
11/19/19	LE MOYNE	w 89-79	384

* - Conference game

Score by Periods	1st	2nd	Totals
Daemen	266	296	562
Opponents	278	252	530

DAEMEN MEN'S BASKETBALL
Daemen Team Game-by-Game Comparison (as of Nov 22, 2019)
All games

Opponent	1st	2nd	Score	Mar	Total FG	FG Pct	3-Pointers	3FG Pct	Free Throws	FT Pct	Rebounds	Assist	T/Over	Block	Steal	Fouls	
Northwest Mo. St.	27/39	38/46	65-85	(20)	21-45/30-53	.467/.566	7-23/11-25	.304/.440	16-23/14-15	.696/.933	26/25	+1	12/16	16/7	1/1	3/9	18/16
Missouri Western	32/34	36/30	68-64	+4	23-50/22-55	.460/.400	10-23/6-28	.435/.214	12-14/14-18	.857/.778	33/29	+4	11/5	23/19	1/4	5/8	20/23
FELICIAN	39/50	56/30	95-80	+15	37-64/29-84	.578/.345	9-23/9-34	.391/.265	12-19/13-14	.632/.929	47/40	+7	18/11	18/13	6/1	6/11	15/19
NYACK	39/38	41/36	80-74	+6	27-61/26-68	.443/.382	11-28/9-27	.393/.333	15-18/13-17	.833/.765	45/33	+12	15/11	16/9	7/3	2/12	17/21
MERCYHURST	29/32	38/33	67-65	+2	23-50/24-47	.460/.511	5-21/6-20	.238/.300	16-23/11-13	.696/.846	29/25	+4	7/13	17/19	0/0	5/8	15/21
WEST LIBERTY	57/45	41/38	98-83	+15	36-66/31-76	.545/.408	12-29/8-26	.414/.308	14-19/13-19	.737/.684	46/34	+12	18/11	25/19	7/3	9/13	19/23
LE MOYNE	43/40	46/39	89-79	+10	34-71/26-58	.479/.448	10-31/16-33	.323/.485	11-11/11-17	1000/.647	38/32	+6	15/12	11/15	2/3	7/4	15/15

Note: Game totals are displayed in the format TEAM/OPPONENT for each category

DAEMEN MEN'S BASKETBALL
Daemen Game-by-Game Highs (as of Nov 22, 2019)
All games

Opponent	Date	Score	Points	Rebounds	Assists	Steals	Blocked shots
vs Northwest Mo. St.	11/01/19	65-85	24-Sischo, Andrew	15-Sischo, Andrew	5-Sischo, Andrew	1-Redband, Jeff Wallace, Joey Harris, Kyle	1-Sischo, Andrew
vs Missouri Western	11/02/19	68-64	15-Redband, Jeff	12-Sischo, Andrew	4-Redband, Jeff	3-Redband, Jeff	1-Sischo, Andrew
FELICIAN	11/08/19	95-80	31-Sischo, Andrew	19-Sischo, Andrew	6-Harris, Breon	3-Harris, Breon	5-Sischo, Andrew
NYACK	11/09/19	80-74	34-Sischo, Andrew	17-Sischo, Andrew	7-Harris, Breon	1-Redband, Jeff Harris, Breon	4-Sischo, Andrew
MERCYHURST	11/14/19	67-65	22-Sischo, Andrew	11-Sischo, Andrew	3-Wallace, Joey	2-Sarkis, Jay Wallace, Joey	None
WEST LIBERTY	11/16/19	98-83	29-Sischo, Andrew	18-Sischo, Andrew	5-Wallace, Joey	4-Harris, Breon	3-Sischo, Andrew
LE MOYNE	11/19/19	89-79	27-Sischo, Andrew	11-Sischo, Andrew	4-Harris, Kyle	2-Harris, Breon Salzberg, Ryan	1-Redband, Jeff Harris, Kyle

DAEMEN MEN'S BASKETBALL
Daemen Points-Rebounds-Assists (as of Nov 22, 2019)
All games

				02	03	04	05	10	12	14
Opponent	Date	Score		HARRIS,BRE	HOLT,TAJMI	DUAH,JEFFR	SARKIS,JAY	WILLIAMS,D	HARRIS,KYL	HINES,DA'S
vs Northwest Mo. St.	11/01/19	65-85	L	0-1-0	0-0-0	DNP	2-0-2	8-0-2	5-2-2	DNP
vs Missouri Western	11/02/19	68-64	w	DNP	0-2-0	DNP	7-1-1	5-3-0	11-2-0	DNP
FELICIAN	11/08/19	95-80	w	18-7-6	0-0-0	DNP	11-2-3	4-4-2	10-2-0	DNP
NYACK	11/09/19	80-74	w	11-11-7	3-0-0	DNP	6-2-2	0-0-0	0-0-1	DNP
MERCYHURST	11/14/19	67-65	w	4-1-1	0-0-0	DNP	10-0-1	0-0-0	11-3-1	DNP
WEST LIBERTY	11/16/19	98-83	w	17-3-2	0-1-2	0-0-0	DNP	4-0-0	11-4-0	0-0-0
LE MOYNE	11/19/19	89-79	w	14-4-2	2-0-0	DNP	DNP	2-1-0	7-3-4	DNP

				15	20	22	23	24	25	34
Opponent	Date	Score		SLACK,KEIT	SALZBERG,R	SISCHO,AND	WALLACE,JO	BASDEN,ZIV	BRADLEY,RV	LUKE,CHRIS
vs Northwest Mo. St.	11/01/19	65-85	L	3-1-0	DNP	24-15-5	17-3-1	0-0-0	DNP	0-0-0
vs Missouri Western	11/02/19	68-64	w	11-2-0	DNP	11-12-3	8-6-3	DNP	DNP	0-0-0
FELICIAN	11/08/19	95-80	w	5-0-0	DNP	31-19-4	9-6-1	DNP	DNP	0-1-0
NYACK	11/09/19	80-74	w	2-2-2	DNP	34-17-0	2-5-1	DNP	DNP	0-1-0
MERCYHURST	11/14/19	67-65	w	DNP	0-0-0	22-11-1	18-5-3	DNP	2-2-0	0-0-0
WEST LIBERTY	11/16/19	98-83	w	6-2-3	0-0-0	29-18-2	19-5-5	0-0-0	2-2-1	0-0-0
LE MOYNE	11/19/19	89-79	w	7-2-2	2-0-0	27-11-1	6-5-3	DNP	9-5-2	DNP

				44
Opponent	Date	Score		REDBAND,JE
vs Northwest Mo. St.	11/01/19	65-85	L	6-1-0
vs Missouri Western	11/02/19	68-64	w	15-3-4
FELICIAN	11/08/19	95-80	w	7-2-2
NYACK	11/09/19	80-74	w	22-3-2
MERCYHURST	11/14/19	67-65	w	0-3-0
WEST LIBERTY	11/16/19	98-83	w	10-7-3
LE MOYNE	11/19/19	89-79	w	13-4-1

DAEMEN MEN'S BASKETBALL
Daemen Team High/Low Analysis (as of Nov 22, 2019)
All games

Daemen - TEAM GAME HIGHS

POINTS	98	WEST LIBERTY (11/16/19)
	95	FELICIAN (11/08/19)
	89	LE MOYNE (11/19/19)
	80	NYACK (11/09/19)
	68	vs Missouri Western (11/02/19)
FIELD GOALS MADE	37	FELICIAN (11/08/19)
	36	WEST LIBERTY (11/16/19)
FIELD GOAL ATTEMPTS	71	LE MOYNE (11/19/19)
	66	WEST LIBERTY (11/16/19)
FIELD GOAL PERCENTAGE	.578 (37-64)	FELICIAN (11/08/19)
	.545 (36-66)	WEST LIBERTY (11/16/19)
3 PT FIELD GOALS MADE	12	WEST LIBERTY (11/16/19)
	11	NYACK (11/09/19)
3 PT FG ATTEMPTS	31	LE MOYNE (11/19/19)
	29	WEST LIBERTY (11/16/19)
3 PT FG PERCENTAGE	.435 (10-23)	vs Missouri Western (11/02/19)
	.414 (12-29)	WEST LIBERTY (11/16/19)
FREE THROWS MADE	16	MERCYHURST (11/14/19)
	16	vs Northwest Mo. St. (11/01/19)
FREE THROW ATTEMPTS	23	MERCYHURST (11/14/19)
	23	vs Northwest Mo. St. (11/01/19)
FREE THROW PERCENTAGE	1.000 (11-11)	LE MOYNE (11/19/19)
	.857 (12-14)	vs Missouri Western (11/02/19)
REBOUNDS	47	FELICIAN (11/08/19)
	46	WEST LIBERTY (11/16/19)
ASSISTS	18	WEST LIBERTY (11/16/19)
	18	FELICIAN (11/08/19)
STEALS	9	WEST LIBERTY (11/16/19)
	7	LE MOYNE (11/19/19)
BLOCKED SHOTS	7	WEST LIBERTY (11/16/19)
	7	NYACK (11/09/19)
TURNOVERS	25	WEST LIBERTY (11/16/19)
	23	vs Missouri Western (11/02/19)
FOULS	20	vs Missouri Western (11/02/19)
	19	WEST LIBERTY (11/16/19)

DAEMEN MEN'S BASKETBALL
Daemen High/Low Analysis (as of Nov 22, 2019)
All games

Opponent - GAME HIGHS

POINTS	85	vs Northwest Mo. St. (11/01/19)
	83	WEST LIBERTY (11/16/19)
	80	FELICIAN (11/08/19)
	79	LE MOYNE (11/19/19)
	74	NYACK (11/09/19)
FIELD GOALS MADE	31	WEST LIBERTY (11/16/19)
	30	vs Northwest Mo. St. (11/01/19)
FIELD GOAL ATTEMPTS	84	FELICIAN (11/08/19)
	76	WEST LIBERTY (11/16/19)
FIELD GOAL PERCENTAGE	.566 (30-53)	vs Northwest Mo. St. (11/01/19)
	.511 (24-47)	MERCYHURST (11/14/19)
3 PT FIELD GOALS MADE	16	LE MOYNE (11/19/19)
	11	vs Northwest Mo. St. (11/01/19)
3 PT FG ATTEMPTS	34	FELICIAN (11/08/19)
	33	LE MOYNE (11/19/19)
3 PT FG PERCENTAGE	.485 (16-33)	LE MOYNE (11/19/19)
	.440 (11-25)	vs Northwest Mo. St. (11/01/19)
FREE THROWS MADE	14	vs Missouri Western (11/02/19)
	14	vs Northwest Mo. St. (11/01/19)
FREE THROW ATTEMPTS	19	WEST LIBERTY (11/16/19)
	18	vs Missouri Western (11/02/19)
FREE THROW PERCENTAGE	.933 (14-15)	vs Northwest Mo. St. (11/01/19)
	.929 (13-14)	FELICIAN (11/08/19)
REBOUNDS	40	FELICIAN (11/08/19)
	34	WEST LIBERTY (11/16/19)
ASSISTS	16	vs Northwest Mo. St. (11/01/19)
	13	MERCYHURST (11/14/19)
STEALS	13	WEST LIBERTY (11/16/19)
	12	NYACK (11/09/19)
BLOCKED SHOTS	4	vs Missouri Western (11/02/19)
	3	LE MOYNE (11/19/19)
	3	WEST LIBERTY (11/16/19)
	3	NYACK (11/09/19)
TURNOVERS	19	WEST LIBERTY (11/16/19)
	19	MERCYHURST (11/14/19)
	19	vs Missouri Western (11/02/19)
FOULS	23	WEST LIBERTY (11/16/19)
	23	vs Missouri Western (11/02/19)

DAEMEN MEN'S BASKETBALL
Daemen High/Low Analysis (as of Nov 22, 2019)
All games

Daemen - GAME LOWS

POINTS	65	vs Northwest Mo. St. (11/01/19)
	67	MERCYHURST (11/14/19)
	68	vs Missouri Western (11/02/19)
	80	NYACK (11/09/19)
	89	LE MOYNE (11/19/19)
FIELD GOALS MADE	21	vs Northwest Mo. St. (11/01/19)
	23	vs Missouri Western (11/02/19)
	23	MERCYHURST (11/14/19)
FIELD GOAL ATTEMPTS	45	vs Northwest Mo. St. (11/01/19)
	50	vs Missouri Western (11/02/19)
	50	MERCYHURST (11/14/19)
FIELD GOAL PERCENTAGE	.443 (27-61)	NYACK (11/09/19)
	.460 (23-50)	vs Missouri Western (11/02/19)
	.460 (23-50)	MERCYHURST (11/14/19)
3 PT FIELD GOALS MADE	5	MERCYHURST (11/14/19)
	7	vs Northwest Mo. St. (11/01/19)
3 PT FG ATTEMPTS	21	MERCYHURST (11/14/19)
	23	vs Northwest Mo. St. (11/01/19)
	23	vs Missouri Western (11/02/19)
	23	FELICIAN (11/08/19)
3 PT FG PERCENTAGE	.238 (5-21)	MERCYHURST (11/14/19)
	.304 (7-23)	vs Northwest Mo. St. (11/01/19)
FREE THROWS MADE	11	LE MOYNE (11/19/19)
	12	vs Missouri Western (11/02/19)
	12	FELICIAN (11/08/19)
FREE THROW ATTEMPTS	11	LE MOYNE (11/19/19)
	14	vs Missouri Western (11/02/19)
FREE THROW PERCENTAGE	.632 (12-19)	FELICIAN (11/08/19)
	.696 (16-23)	vs Northwest Mo. St. (11/01/19)
	.696 (16-23)	MERCYHURST (11/14/19)
REBOUNDS	26	vs Northwest Mo. St. (11/01/19)
	29	MERCYHURST (11/14/19)
ASSISTS	7	MERCYHURST (11/14/19)
	11	vs Missouri Western (11/02/19)
STEALS	2	NYACK (11/09/19)
	3	vs Northwest Mo. St. (11/01/19)
BLOCKED SHOTS	0	MERCYHURST (11/14/19)
	1	vs Northwest Mo. St. (11/01/19)
	1	vs Missouri Western (11/02/19)
TURNOVERS	11	LE MOYNE (11/19/19)
	16	vs Northwest Mo. St. (11/01/19)
	16	NYACK (11/09/19)
FOULS	15	FELICIAN (11/08/19)
	15	MERCYHURST (11/14/19)
	15	LE MOYNE (11/19/19)

DAEMEN MEN'S BASKETBALL
Daemen High/Low Analysis (as of Nov 22, 2019)
All games

Opponent - GAME LOWS

POINTS	64	vs Missouri Western (11/02/19)
	65	MERCYHURST (11/14/19)
	74	NYACK (11/09/19)
	79	LE MOYNE (11/19/19)
	80	FELICIAN (11/08/19)
FIELD GOALS MADE	22	vs Missouri Western (11/02/19)
	24	MERCYHURST (11/14/19)
FIELD GOAL ATTEMPTS	47	MERCYHURST (11/14/19)
	53	vs Northwest Mo. St. (11/01/19)
FIELD GOAL PERCENTAGE	.345 (29-84)	FELICIAN (11/08/19)
	.382 (26-68)	NYACK (11/09/19)
3 PT FIELD GOALS MADE	6	vs Missouri Western (11/02/19)
	6	MERCYHURST (11/14/19)
3 PT FG ATTEMPTS	20	MERCYHURST (11/14/19)
	25	vs Northwest Mo. St. (11/01/19)
3 PT FG PERCENTAGE	.214 (6-28)	vs Missouri Western (11/02/19)
	.265 (9-34)	FELICIAN (11/08/19)
FREE THROWS MADE	11	MERCYHURST (11/14/19)
	11	LE MOYNE (11/19/19)
FREE THROW ATTEMPTS	13	MERCYHURST (11/14/19)
	14	FELICIAN (11/08/19)
FREE THROW PERCENTAGE	.647 (11-17)	LE MOYNE (11/19/19)
	.684 (13-19)	WEST LIBERTY (11/16/19)
REBOUNDS	25	vs Northwest Mo. St. (11/01/19)
	25	MERCYHURST (11/14/19)
ASSISTS	5	vs Missouri Western (11/02/19)
	11	FELICIAN (11/08/19)
	11	NYACK (11/09/19)
	11	WEST LIBERTY (11/16/19)
STEALS	4	LE MOYNE (11/19/19)
	8	vs Missouri Western (11/02/19)
	8	MERCYHURST (11/14/19)
BLOCKED SHOTS	0	MERCYHURST (11/14/19)
	1	vs Northwest Mo. St. (11/01/19)
	1	FELICIAN (11/08/19)
TURNOVERS	7	vs Northwest Mo. St. (11/01/19)
	9	NYACK (11/09/19)
FOULS	15	LE MOYNE (11/19/19)
	16	vs Northwest Mo. St. (11/01/19)