



DAEMEN MEN'S BASKETBALL 2019-20 GAME NOTES



TWO-TIME EAST COAST CONFERENCE REGULAR SEASON CHAMPIONS // 2014 • 2019

SCHEDULE & RESULTS

(H: 8-0, A: 2-1, N: 1-1)

OCTOBER

24	@ Buffalo #	L, 111-73
26	@ Syracuse #	L, 90-71
29	Mohawk #	W, 116-54

NOVEMBER (8-1)

1	#1 NW Mo. St. %	L, 85-65
2	Mo. Western St. %	W, 68-64
8	Felician \$	W, 95-80
9	Nyack \$	W, 80-74
14	Mercyhurst	W, 67-65
16	#4 West Liberty	W, 98-83
19	Le Moyne	W, 89-79
23	Wilmington !	W, 83-81
30	@ U. Sciences	W, 83-57

DECEMBER (3-1)

4	Salem	W, 89-59
7	Roberts Wesleyan *	W, 96-70
13	@ Mercy *	W, 103-59
15	@ #24 St. Thomas Aq. *	L, 87-80
19	@ St. Rose	1 PM

JANUARY (0-0)

1	@ St. Anselm	1 PM
2	@ St. Michael's	1 PM
4	@ Stonehill	1 PM
10	Queens *	8 PM
12	Bridgeport *	3 PM
19	@ Dist. Columbia *	3 PM
24	Molloy *	8 PM
26	New York Tech *	3 PM

FEBRUARY (0-0)

1	@ Roberts Wesleyan *	4 PM
7	@ Bridgeport *	8 PM
9	@ Queens *	1:30 PM
14	St. Thomas Aquinas *	8 PM
16	Mercy *	3 PM
21	Dist. Columbia *	8 PM
28	@ Molloy *	7 PM

MARCH (0-0)

1	@ New York Tech *	3:30 PM
---	-------------------	---------

denotes exhibition

% denotes SCB Hall of Fame Classic

\$ denotes ECC-CACC Challenge

! denotes game played at KeyBank Center

* denotes East Coast Conference

ATHLETIC COMMUNICATIONS

Mike Miranto

Sr. Associate A.D., Operations & Communications

Email: mmiranto@daemen.edu

Office: 716-839-8385

Cell: 716-471-7626

Twitter: @coachmiranto

Website: daemenwildcats.com

#19/#15 DAEMEN WILDCATS (11-2, 2-1 ECC)



@DaemenMBB
Head Coach: Mike MacDonald (St. Bona. '88)
Record at Daemen: 116-45 (6th season)
Record Overall: 372-271 (23rd season)



ST. ROSE GOLDEN KNIGHTS (3-7, 0-5 NE-10)

@saintrosembb
Head Coach: Mike Perno (St. Rose '00)
Record at St. Rose: 13-24 (2nd season)
Record Overall: Same

GAMEDAY INFO

Date _____ December 19, 2019
Time _____ 1:00 PM
Venue _____ Daniel P. Nolan Gymnasium
Location _____ Albany, NY
Live Stream _____ Stretch Internet
Live Stats _____ gogoldenknight.com

BY THE NUMBERS

Category	DC	STR
Scoring Off.	84.3	74.5
Scoring Def.	72.5	81.2
FG% Offense	.489	.467
FG% Defense	.427	.481
3pt FG% Off.	.374	.314
3pt FG% Def.	.340	.351
Rebounds/Game	39.6	34.4
Turnovers/Game	15.5	15.9

FASTBREAK POINTS: 10 THINGS TO KNOW ABOUT THE GAME

- Daemen will close out the 2019 calendar year by facing St. Rose in a non-conference contest Thursday afternoon in Albany. The Wildcats enter the game with a 26-7 overall record since Jan. 1, 2019.
- The Wildcats are looking to jump back in the win column after suffering an 87-80 loss at #24/#18 St. Thomas Aquinas last Sunday. The result brought an end to Daemen's 11-game winning streak - the longest of their NCAA Division II era (2015-present). Daemen has embarked on four winning streaks of at least nine games since the start of the 2018-19 season.
- St. Rose is a young team that features eight freshman, three sophomores and just two upperclassmen. The Golden Knights are looking to snap a five-game slide that has them sitting at 3-7 overall this season.
- The Wildcats and Golden Knights will be meeting for the fourth straight season, and Daemen has won the last two encounters. The Wildcats' last trip to St. Rose was a red-letter day in the recent history of the program. Daemen scored a 68-60 win there on Dec. 31, 2017, igniting a stretch that's included 52 wins in the last 62 games.
- Daemen is a top-20 ranked team in both Division II national polls. After climbing as high as No. 8 in both the NABC and D2SIDA national polls, the Wildcats are presently ranked 19th in the Division II coaches poll (NABC) and 15th in the eyes of Division II sports information directors (D2SIDA).
- After missing three games from Nov. 30 to Dec. 7, **Breon Harris** has made a successful return to the Daemen lineup. He came off the bench to average 16.5 points, 5.0 rebounds and 2.0 steals in two ECC road games last weekend. The production included a season-high 22 points in Sunday's loss at St. Thomas Aquinas. He netted 13 points in the last five minutes alone, fueling a late Daemen rally that came up just short.
- Andrew Sischo** continues to show why he's considered one of the top Division II players in the country. Now a four-time ECC Player of the Week honoree this season, Sischo recorded his Division II-leading 11th double-double of the season Sunday against St. Thomas Aquinas, scoring 30 points and adding 13 rebounds. If the season ended today, he'd be the first Daemen player to average at least 25 points per game since Rob Robinson in 1990-91.
- Thursday's game is a return to the Capital Region for **Andrew Sischo** who prepped locally at Guilderland High School. Sischo scored 22 points and grabbed seven rebounds in his only prior game in Albany.
- St. Rose will be the first of four straight Northeast-10 Conference opponents to be faced by Daemen. The Wildcats are 6-3 against NE-10 opponents under head coach Mike MacDonald, with all nine matchups coming since the start of the 2016-17 season. Daemen has won four of their last five against NE-10 opponents, including an 89-79 win over Le Moyne last month.
- Fueled by the ECC's individual leader in made three-pointers (**Jeff Redband**), Daemen ranks fifth nationally with 131 three-point field goals this season. The Wildcats are averaging an ECC-best 10.1 made threes per game.

PROBABLE LINEUP

STARTING FIVE	HT	YR	HOMETOWN	GP/GS	PPG	RPG	APG	MPG
G 5 Jay Sarkis	6-1	R-Sr.	Rochester, N.Y.	11/11	7.3	1.8	2.7	31.7
G 12 Kyle Harris	6-3	Jr.	Buffalo, N.Y.	13/7	7.0	2.8	1.3	21.7
C 22 Andrew Sischo	6-9	R-Jr.	Guilderland, N.Y.	13/13	25.8	13.5	1.8	34.2
F 23 Joey Wallace	6-4	R-Sr.	Rochester, N.Y.	13/13	9.9	5.7	3.2	29.3
F 44 Jeff Redband	6-7	R-Sr.	Batavia, N.Y.	13/13	11.4	3.8	1.5	30.1

OFF THE BENCH (NEXT FIVE)

G 2 Breon Harris	5-9	Sr.	Niagara Falls, N.Y.	9/7	13.1	4.6	2.7	26.2
G 15 Keith Slack	5-8	Fr.	Rochester, N.Y.	12/1	6.3	1.6	1.2	14.3
F 25 Ryan Bradley	6-7	R-Fr.	Niagara Falls, N.Y.	9/0	3.3	2.8	0.8	11.1
G 10 Donte' Williams	6-4	R-Sr.	Buffalo, N.Y.	13/0	2.2	0.9	0.3	6.7
G 3 Tajmin Holt	6-3	R-So.	Rochester, N.Y.	13/0	1.5	0.8	0.5	6.4


NUMERICAL ROSTER

No.	Name	Yr.	Pos.	Ht.	Wt.	Hometown / High School / Previous School
2	Breon Harris	Sr.	G	5-9	170	Niagara Falls, N.Y. / Niagara Falls
3	Tajmin Holt	R-So.	G	6-3	200	Rochester, N.Y. / Rochester Early College
4	Jeffrey Duah	Sr.	G	5-7	185	Bronx, N.Y. / South Bronx
5	Jay Sarkis	R-Sr.	G	6-1	175	Rochester, N.Y. / Greece Athena
10	Donte' Williams	R-Sr.	G/F	6-4	180	Buffalo, N.Y. / Bishop Timon-St. Jude / California (Pa.)
11	Trevor Book	So.	G	6-4	175	North Tonawanda, N.Y. / North Tonawanda
12	Kyle Harris	Jr.	G	6-3	180	Buffalo, N.Y. / Park School / Erie Community College
14	Da'Shawn Hines	R-So.	G	5-10	170	Amherst, N.Y. / Amherst
15	Keith Slack	Fr.	G	5-8	155	Rochester, N.Y. / Gates Chili
20	Ryan Salzberg	Fr.	G	6-4	180	Manlius, N.Y. / Bridgton Academy
21	Josiah Chandler	Fr.	G	6-0	180	New York City, N.Y. / LaSalle Academy
22	Andrew Sischo	R-Jr.	C	6-9	240	Guilderland, N.Y. / Guilderland
23	Joey Wallace	R-Sr.	G	6-4	205	Rochester, N.Y. / Immaculate / Southern Connecticut State
24	Ziv Basden	R-So.	F	6-5	195	Nassau, Bahamas / Redemption Christian
25	Ryan Bradley	R-Fr.	F	6-7	190	Niagara Falls, N.Y. / Canisius
30	Patrick Higgins	Fr.	G	5-10	180	Pennington, N.Y. / The Pennington School
33	Joey Atkins	So.	G/F	6-4	175	Watervliet, N.Y. / Watervliet / Jefferson
34	Chris Luke	Jr.	C	7-0	250	Cortland, N.Y. / Cortland / Niagara County Community College
44	Jeff Redband	R-Sr.	F	6-7	180	Batavia, N.Y. / Batavia
51	Justin Poupmy	Fr.	G	5-10	160	Buffalo, N.Y. / St. Francis


RADIO/TV ROSTER



#2
Breon Harris
G • Sr. • 5-9
Niagara Falls, N.Y.
Niagara Falls




#3
Tajmin Holt
G • R-So. • 6-3
Rochester, N.Y.
Rochester Early College



#4
Jeffrey Duah
G • Jr. • 5-7
Bronx, N.Y.
South Bronx



#5
Jay Sarkis
G • R-Sr. • 6-1
Rochester, N.Y.
Greece Athena




#10
Donte' Williams
G/F • R-Sr. • 6-4
Buffalo, N.Y.
Bishop Timon/St. Jude




#11
Trevor Book
G • So. • 6-4
N. Tonawanda, N.Y.
N. Tonawanda



#12
Kyle Harris
G • Jr. • 6-e
Buffalo, N.Y.
Park School



#14
DaShawn Hines
G • R-So. • 5-10
Amherst, N.Y.
Amherst



#15
Keith Slack
G • Fr. • 5-8
Rochester, N.Y.
Gates Chili



#20
Ryan Salzberg
G • Fr. • 6-4
Manlius, N.Y.
Bridgton Academy



#21
Josiah Chandler
G • Fr. • 6-0
New York City, N.Y.
LaSalle Academy



#22
Andrew Sischo
C • R-Jr. • 6-9
Guilderland, N.Y.
Guilderland



#23
Joey Wallace
G • R-Sr. • 6-4
Rochester, N.Y.
Immaculate



#24
Ziv Basden
F • R-So. • 6-5
Nassau, Bahamas
Redemption Christian



#25
Ryan Bradley
F • R-Fr. • 6-7
Niagara Falls, N.Y.
Canisius



#30
Patrick Higgins
G • Fr. • 5-10
Pennington, N.Y.
The Pennington School




#33
Joey Atkins
G/F • So. • 6-4
Watervliet, N.Y.
Watervliet



#34
Chris Luke
C • Jr. • 7-0
Cortland, N.Y.
Cortland



#44
Jeff Redband
F • R-Sr. • 6-7
Batavia, N.Y.
Batavia



#51
Justin Poupmy
G • Fr. • 5-10
Buffalo, N.Y.
St. Francis

QUICK FACTS

Name of School.....Daemen College
 City / Zip.....Amherst, N.Y. / 14226
 Founded.....1947 (as Rosary Hill College)
 Enrollment.....2,636
 School Colors.....Medium Blue, Gray & White
 Nickname.....Wildcats
 Arena.....Lumsden Gymnasium
 Capacity.....1,000
 Affiliation.....NCAA Division II
 Conference.....East Coast Conference (ECC)
 President.....Dr. Gary A. Olson
 Athletic Director.....Traci Murphy
 Athletic Department Phone.....(716) 839-8346
 Athletics Website.....daemenwildcats.com

COACHING STAFF

Head Coach.....Mike MacDonald
 Alma Mater, Yr.....St. Bonaventure, '88
 Record at Daemen (years).....116-45 (6)
 Career Record (years).....372-271 (23)
 Office Phone.....(716) 839-8380
 Assistant Coach.....Ryan Grandits
 Assistant Coach.....Matt Dyrek
 Assistant Coach.....Jordan Glover
 Athletic Trainer (Asst. A.D. for Sports Med./Perf.).....Jeff Sage
 Strength & Conditioning Coach.....Katie Eschner

TEAM INFORMATION

2019-20 Record.....11-2
 ECC Record / Place in Standings.....2-1 / 4th
 Starters Returning / Lost.....4 / 1
 Letterwinners Returning / Lost.....10 / 5
 Newcomers (Freshmen / Transfers).....10 (5 / 5)

TEAM HISTORY

First year of modern era.....1986-87
 Overall Record.....565-436
 NAIA membership.....1986-87 to 2011-12
 American Midwest Conference.....2001-02 to 2011-12
 NAIA Tournament Appearances.....4
 NAIA Era Record / Seasons.....401-379 / 26
 USCAA membership.....2012-13 to 2014-15
 USCAA Tournament Appearances.....3
 USCAA Championships / Year.....1 / 2015
 USCAA Era Record / Seasons.....69-23 / 3
 NCAA Division II transition period.....2012-13 to 2014-15
 NCAA Division II membership.....2015-16 to Present
 East Coast Conference.....2013-14 to Present
 East Coast Conference Record / Seasons.....89-28 / 7
 NCAA Tournament Appearances / Years.....1 / 2019
 NCAA Era Record / Seasons.....95-35 / 5

2019-20 AWARDS

Andrew Sischo.....ECC Preseason Player of the Year
 2x USBWA Men's Division II National Player of the Week
 4x ECC Player of the Week
 2x ECC Defensive Player of the Week
 SCB National Hall of Fame Classic All-Tournament Team
 ECC-CACC Challenge MVP
 Jeff Redband.....ECC Player of the Week
 Joey Wallace.....2x ECC Defensive Player of the Week
 Ryan Bradley.....ECC Rookie of the Week
 Jay Sarkis.....ECC-CACC Challenge All-Tournament Team
 Breon Harris.....ECC-CACC Challenge All-Tournament Team

ST. ROSE SCOUTING REPORT

- St. Rose is a member of the Northeast-10 Conference, and the Golden Knights are led by alumnus Mike Perno, a 2000 St. Rose graduate who is now in his second season as head coach.
- The Golden Knights return six players and two starters from their 2018-19 team that went 10-17 overall and 7-13 in NE-10 play. They've been picked sixth (out of seven) in the NE-10 Southwest Division preseason poll.
- Sophomore forward Sekou Sylla, an NE-10 All-Rookie Team selection last winter, has been the catalyst for St. Rose this season. He's shooting 57 percent from the field and leads the team in scoring (19.4 ppg) and rebounding (11.1 rpg). Sylla has scored at least 20 points in five of the last seven games, and his eight double-doubles this season ranks second among the Division II national leaders.
- Junior guard Adam Anderson is producing 13.5 points per game, and leads the Golden Knights with 21 three-pointers. He was the team's leading scorer last year when he averaged 14.6 points per outing.
- Additional production is coming from sophomore guard Tyler Washington (9.6 ppg) and freshman guard Cartier Bowman (9.2 ppg). Bowman is one of eight first-year college players on the St. Rose roster.
- After winning three of their first five games this season, the Golden Knights have dropped five straight - all in NE-10 Conference matchups.
- St. Rose is coming off a 78-65 loss to Southern Connecticut State on Dec. 10. Sylla recorded 21 points and 12 boards, and Washington came off the bench to net 14 points in the loss.
- The Golden Knights are shooting 46.7 percent from the field this season - fifth-best in the NE-10 presently. But, they also rank last in the NE-10 in field goal percentage defense, surrendering 48.1 percent shooting to opponents.

SERIES HISTORY VS. ST. ROSE

All-Time Series Daemen 2-1
 At Daemen Tied 1-1
 At St. Rose Daemen 1-0
 At Neutral Site 0-0

Current Streak Daemen won 2
 Last 3 Games Daemen leads 2-1

Daemen

Most Points 74, 12/31/18
 Largest Victory 19, 12/31/18

St. Rose

Most Points 67, 12/31/16
 Largest Victory 3, 12/31/16

LAST 3 GAMES VS. ST. ROSE

Date	Site	Result
12/31/18	H	W, 74-55
12/31/17	A	W, 68-60
12/31/16	H	L, 67-64

CURRENT ROSTER VS. ST. ROSE

Player	GP	PPG	RPG	Series High Pts
B. Harris	2	13.5	2.5	19 vs. St. Rose (12/31/18)
Holt	0	-	-	-
Duah	0	-	-	-
Sarkis	2	4.5	2.5	6 @ St. Rose (12/31/17)
Williams	0	-	-	-
K. Harris	0	-	-	-
Hines	0	-	-	-
Slack	0	-	-	-
Salzberg	0	-	-	-
Sischo	1	22.0	7.0	22 @ St. Rose (12/31/17)
Wallace	6	11.0	6.3	22 vs. St. Rose (02/09/19)
Basden	0	-	-	-
Bradley	0	-	-	-
Luke	0	-	-	-
Redband	3	13.0	2.3	23 vs. St. Rose (12/31/18)

DAEMEN - ECC HISTORY

Season	ECC Record	ECC Finish	Postseason
2013-14	17-3	1st / 11	N/A
2014-15	13-7	3rd / 11	N/A
2015-16	14-6	2nd / 11	Finals
2016-17	12-6	T-3rd / 10	Semifinals
2017-18	15-3	T-2nd / 10	Semifinals
2018-19	16-2	1st / 10	Semifinals
2019-20	2-1	-	-

Daemen All-Time ECC Record: 89-28 (.761)
[Home: 49-9 (.845) | Away: 40-19 (.678)]

CURRENT ECC TEAMS SINCE 2013-14 SEASON

Team	Overall Record	ECC Record
St. Thomas Aq.	152-51	93-24
DAEMEN	137-52	89-28
Bridgeport	124-65	84-31
Molloy	95-92	67-49
Roberts Wes.	66-111	38-79
Dist. Columbia	64-114	44-73
Queens	57-112	49-67
Mercy	46-128	27-91
NY Tech	44-133	33-83

ECC 30TH ANNIVERSARY

The East Coast Conference is celebrating 30 years as an NCAA Division II conference throughout the 2019-20 season.

"It is my honor to be Commissioner as the East Coast Conference, and before that the New York Collegiate Athletic Conference, celebrates its 30th year as an NCAA Division II athletic association," said ECC Commissioner, Dr. Robert Dranoff. "This is an athletic conference that can truly boast about success in the classroom, on the playing field, and in the community. We are proud of all the student-athletes, coaches, and administrators who have made their mark in so many ways, contributing to their institutions and to the ECC and NCAA."

The ECC was formed during the 1989-90 season under its former name, the New York Collegiate Athletic Conference. The league started with 10-members competing in nine sports (men's basketball, baseball, softball, men's soccer, men's and women's tennis, men's and women's cross country, and men's golf).

The ECC currently has 10 member institutions in New York, Connecticut, and Washington, D.C. Four charter members, Mercy College, Molloy College, New York Tech, and Queens College, have competed in the conference throughout its 30 years. In all, 20 institutions have called the ECC home since its inception.

Rebranded as the East Coast Conference before the 2006-2007 season, the league has grown to currently offer 19 championship sports, 10 of which have access to automatic bids into the NCAA Championship. The ECC has been home to 23 Division II National Championship teams and one individual National Championship, as well.



2019-20 EAST COAST CONFERENCE PRESEASON POLL

	PTS.	2018-19 RECORD
1. DAEMEN (8)	80	24-6, 16-2 ECC
2. St. Thomas Aquinas (1)	72	25-7, 15-3 ECC
3. Bridgeport	64	18-13, 11-7 ECC
4. Molloy	53	21-10, 14-4 ECC
5. Dist. Columbia	40	15-14, 8-10 ECC
6. Roberts Wesleyan	28	16-14, 10-8 ECC
T7. New York Tech	23	3-24, 3-15 ECC
T7. Queens	23	7-12, 7-11 ECC
9. Mercy	22	8-18, 6-12 ECC
() - First Place Votes		

2019-20 EAST COAST CONFERENCE STANDINGS

	CONFERENCE		OVERALL			
	W-L	PCT	W-L	PCT	Streak	Last 10
St. Thomas Aquinas	3-0	1.000	10-1	.909	W-4	9-1
Molloy	2-0	1.000	5-5	.500	W-1	5-5
Bridgeport	1-0	1.000	6-2	.750	W-2	6-2
DAEMEN	2-1	.667	11-2	.846	L-1	9-1
Queens	1-1	.500	2-9	.182	L-1	2-8
Dist. Columbia	1-2	.333	5-7	.417	W-1	4-6
Mercy	1-2	.333	2-9	.186	W-1	2-8
New York Tech	0-2	.000	1-11	.083	L-3	1-9
Roberts Wesleyan	0-3	.000	2-9	.182	L-3	1-9

ECC STATISTICAL RANKS

Scoring Offense	1st (84.3)
Scoring Defense	2nd (72.5)
FG Percentage	1st (.489)
FG Percentage Defense	2nd (.427)
Free Throw Percentage	1st (.747)
3pt FG Percentage	2nd (.374)
3pt FG Percentage Defense	4th (.340)
3pt FG Made	1st (10.1)
Offensive Rebounds	5th (11.7)
Defensive Rebounds	2nd (27.9)
Total Rebounds	3rd (39.6)
Rebounding Margin	1st (+8.2)
Blocked Shots	2nd (3.6)
Assists	4th (14.5)
Steals	5th (6.5)

DAEMEN VS. CONFERENCES

vs. Central Atlantic Collegiate Conf.	4-0
vs. East Coast Conf.	2-1
vs. Mid-America Intercollegiate Athletics Assoc.	1-1
vs. Mountain East Conf.	1-0
vs. NCAA Div. II Independent	1-0
vs. Northeast 10 Conf.	1-0
vs. Pennsylvania State Athletic Conf.	1-0

WHAT A RIDE

The 2018-19 season was one for the record books at Daemen as the Wildcats captured their second East Coast Conference regular season title, sat atop the regional rankings for much of the campaign, ascended into the top-25 national polls for the first time as an NCAA Division II member and garnered the program's first-ever NCAA Tournament bid. The Wildcats rattled off wins in 11 of their first 12 games, including a 78-72 defeat of previously unbeaten St. Anselm who came into the Jan. 2 contest ranked No. 4 in both Division II national polls. Daemen embarked on a 10-game winning streak beginning in mid-January, a stretch that vaulted them to the top of the regional poll and as high as No. 10 (D2SIDA) and No. 13 (NABC) in the top-25 national polls. It marked the Wildcats' longest winning streak since the 2013-14 season when they won 14 consecutive games. The Wildcats wrapped up the ECC regular season title with a 93-71 defeat of Bridgeport on March 3. They entered the ECC Championship tournament as the No. 1 seed, but were upset by fourth-seeded Bridgeport in game played at UB's Hubbell Gymnasium. Despite the conference tournament loss, Daemen was awarded an at-large bid to the NCAA Tournament, earning the No. 5 seed to the East Region Championship. They made their

NCAA tourney debut March 16, but saw their season come to an end with a 72-67 loss to fourth-seeded New Haven. The team's 24 wins this season were the most since their transition to NCAA Division II.

GREAT ECC-XPECTATIONS

For the first time since joining the East Coast Conference, the league's coaches have predicted a first-place finish for Daemen. The Wildcats sit atop the 2019-20 ECC preseason poll which was released in late October. Daemen amassed 80 total points in the poll, grabbing eight of nine first-place votes. St. Thomas Aquinas College picked up the remaining first-place vote, finishing with 72 points in the poll to sit at No. 2. The University of Bridgeport (64 points) and defending ECC tournament champion Molloy College (53 points) round out the top four teams. Daemen holds an 87-27 all-time record in ECC contests dating back to the 2013-14 season. Only St. Thomas Aquinas (89-24) holds more wins in ECC games during that time frame. The Wildcats have finished third or better in all six seasons since joining the league.



MIKE MACDONALD

HEAD COACH • SIXTH SEASON • ST. BONAVENTURE, '88

The 2019-20 season will mark Mike MacDonald's sixth year as the Head Men's Basketball Coach at Daemen College. All he's done over the last half-decade is lead the Wildcats to the second-most wins among all Division II programs in New York State. Since being introduced as the sixth head coach in the modern history of the program on September 16, 2014, MacDonald has guided the Wildcats to a 105-43 overall record, wins in nearly 75 percent of their conference games (70-24 record) and five top-three finishes in the East Coast Conference standings.

MacDonald holds more than 30 years of collegiate coaching experience, including the last 22 as a head coach. In that time, he's compiled a record of 361-269 (.573 winning percentage) as a head coach, while also graduating 83 of the 86 seniors he has ever coached.

The 2018-19 season was the team's finest since transitioning to the NCAA Division II level. MacDonald led the Wildcats to a 24-6 record and the program's second ECC regular-season title. The Wildcats spent a combined 16 weeks ranked in the National Association of Basketball Coaches (NABC) and Division II Sports Information Directors of America (D2SIDA) top-25 national polls, and earned their first-ever NCAA tournament berth.

MacDonald recorded milestones and received several accolades along the way in 2018-19. His 350th career win came in dramatic fashion on January 18 as junior guard Breon Harris scored five points in the final 21 seconds to lift the Wildcats past Mercy 75-74. His 100th win at Daemen came February 10, placing MacDonald among an elite fraternity of coaches who have achieved at least 100 wins while coaching in each of the NCAA's three divisions. That achievement propelled him to HoopDirt.com Division II Coach of the Week honors, and he went on to be named the ECC Coach of the Year, the NABC District Coach of the Year and the Basketball Coaches Association of New York (BCANY) Division II Coach of the Year.

The Wildcat faithful become familiar with MacDonald's fiery style during the 2014-15 season as the veteran mentor guided Daemen to its fourth straight 20-win season, including a 13-7 mark in the East Coast Conference, good for a third-place finish in the final league standings. The fireworks got started before the season even officially began as MacDonald led the Wildcats to an 83-81 win in overtime over Canisius College in an exhibition game on November 11, 2014 at the Koessler Athletic Center. It was Daemen's first-ever victory against an NCAA Division I opponent.

MacDonald's official Daemen debut came just days later as his Wildcats walloped Concordia College (N.Y.), 88-50, in the opening round of the ECC-CACC Challenge before a raucous home crowd at Lumsden Gymnasium. MacDonald would go on to lead the team to wins in his first nine home games, extending the program's NCAA Division II-best home-court winning streak to 44 consecutive before a buzzer-beating three-pointer in overtime by eventual ECC Player of the Year Darian Hooker lifted N.Y. Institute of Technology past Daemen (85-84) to snap the streak on January 24, 2015.

Despite losing two starters to season-ending injuries, including first-team All-ECC selection Torrence Dyck, MacDonald helped the Wildcats advance to the postseason. With Daemen's teams still ineligible for ECC and/or NCAA Division II postseason, Daemen elected to partake in the United States Collegiate Athletic Association (USCAA) Division I National Championships in Uniontown, Pa., entering the tournament as the No. 1 overall seed. While there, MacDonald guided Daemen to wins over No. 8 Indiana-South Bend (69-63), No. 4 Concordia College (Ala.) (68-63) and No. 3 Rochester College (Mich.) (77-53) to capture the program's first USCAA national title, riding USCAA Division I Player of the Year and National Championships MVP Gerald Beverly to the tourney crown.

At the conclusion of the 2014-15 season, MacDonald was named the BCANY Division II Coach of the Year.

The 2015-16 season marked Daemen's first as a full-fledged NCAA Division II member, and it presented its share of challenges. Starting guards Supreme Hannah and Nick Petrucelli were lost to season-ending injuries, but that didn't stop MacDonald from leading the team to new and unprecedented heights. After opening the season with just three wins in their first eight outings, the Wildcats hit their stride after the calendar turned to January, scoring 15 wins in the final 19 games of the regular season.

A 94-81 win over Mercy on January 9 jump-started what turned out to be a nine-game winning streak. Included in the string was a miraculous 98-96 win over Roberts Wesleyan on January 12. Dyck's driving layup with four seconds remaining gave Daemen the lead after erasing a 22-point deficit over the final six minutes of the contest.

Daemen's 14-6 league record was good for a second-place finish in the final regular season standings, earning them the No. 2 seed and a bye into the semifinal round of the ECC Tournament which would mark the program's first-ever postseason berth at the NCAA Division II level. Taking on sixth-seeded Mercy in the semis, Daemen came through with a 103-102 win in overtime, advancing to the tournament finals. There, the Wildcats' season came to an end against top-seeded St. Thomas Aquinas.

The 2016-17 season saw MacDonald lead the Wildcats to 5-0 start out of the gates, including the veteran coach's 300th career win which came at Edinboro University (90-79) on November 23.

MacDonald's team would rebound from a four-game slide to rattle off 11 wins in 13 outings between mid-December and early-February. Included in the stretch was a 67-64 win over No. 23 St. Thomas Aquinas on January 4 - the Wildcats' first-ever victory against a ranked opponent at the NCAA Division II level. The Wildcats would go on to close the regular season at 18-8 overall and 12-6 in ECC play; the team's 12 league wins placed them fourth in the final ECC regular season standings.

Making their second straight ECC Tournament appearance, MacDonald led the Wildcats to a 73-71 win over fifth-seeded District of Columbia in the opening round. The win pushed the Wildcats' home record to 14-2 on the season, tying the team record for home wins in a season. The 2016-17 campaign came to an end in the semifinal round of the tournament where top-seeded St. Thomas Aquinas emerged victorious.

Before arriving at Daemen, MacDonald spent eight years leading the men's basketball team at Medaille College (2006-14) where he transformed the program into a regional contender at the NCAA Division III level. Inheriting a program that went 4-46 in the two years prior to his arrival, MacDonald's version of the Mavericks averaged 18 wins per season, while advancing to the postseason six times.

THE MACDONALD FILE

Daemen College
Head Coach (2014-Present)

Medaille College
Head Coach (2006-14)

Canisius College
Head Coach (1997-06)

Canisius College
Assistant Coach (1988-97)

MACDONALD YEAR-BY-YEAR

1997-98.....	13-14, 9-9 MAAC
1998-99.....	15-12, 11-7 MAAC
1999-00.....	10-20, 8-10 MAAC
2000-01.....	20-11, 9-9 MAAC
2001-02.....	10-20, 5-13 MAAC
2002-03.....	10-18, 6-12 MAAC
2003-04.....	10-20, 5-13 MAAC
2004-05.....	11-18, 8-10 MAAC
2005-06.....	9-20, 6-12 MAAC
2006-07.....	11-14, 7-11 AMCC
2007-08.....	15-13, 9-9 AMCC
2008-09.....	21-7, 14-4 AMCC
2009-10.....	23-5, 16-4 AMCC
2010-11.....	21-8, 15-3 AMCC
2011-12.....	25-3, 17-1 AMCC
2012-13.....	18-11, 13-5 AMCC
2013-14.....	14-12, 13-5 AMCC
2014-15.....	21-10, 13-7 ECC
2015-16.....	19-10, 14-6 ECC
2016-17.....	19-9, 12-6 ECC
2017-18.....	22-8, 15-3 ECC
2018-19.....	24-6, 16-2 ECC
2019-20.....	11-2, 2-1 ECC

OVERALL RECORD.....372-271 (.579)

CANISIUS RECORD.....108-153 (.414)

MEDAILLE RECORD.....148-73 (.670)

DAEMEN RECORD.....116-45 (.720)

GAME #14 // DAEMEN VS. ST. ROSE // DEC. 19, 2019 // DANIEL P. NOLAN GYMNASIUM

Medaille's emergence as a Division III power in the Northeast was cemented in MacDonald's final five seasons there, as he led the Mavericks to more wins (101) than any other Division III team in New York State, while ranking 17th nationally in wins during the same time frame.

MacDonald was named the Allegheny Mountain Collegiate Conference Coach of the Year on four occasions (2006-07, 2008-09, 2009-10, 2011-12). He left Medaille as the school's all-time leader in wins (148) and winning percentage (.670).

Prior to his stint at Medaille, MacDonald served as the head coach at Canisius College from 1997-2006, guiding the Golden Griffins to 108 wins which ranks him third in program history for coaching victories. While there, he was one of only five coaches in that program's storied history to orchestrate a 20-win season, and was named the 2000-01 BCANY Division I Co-Coach of the Year.

Before being elevated to the head coaching post at Canisius, MacDonald had been the Golden Griffins' top assistant coach under John Beilein, now the head coach of the NBA's Cleveland Cavaliers. In that role, MacDonald helped Canisius reach the 1996 NCAA Tournament in addition to two National Invitational Tournament appearances.

In addition to his coaching accomplishments, MacDonald brings a strong connection to the local community. His teams have been active with a number of community organizations in the greater Buffalo community and beyond, including the Boys and Girls Clubs of Buffalo, Blessed Sacrament Athletic Club and Coaches vs. Cancer. MacDonald and several of his players have also worked with the Drug Enforcement Administration and Mayor Byron Brown's office on the "Game Changers" program which provides academic and athletic opportunities for inner-city youths during the summer months.

A 1988 graduate of Saint Bonaventure University, MacDonald resides in Amherst with his wife Maura (nee Heary). The couple has raised four children - Matthew, Patrick, Nicholas and Mark. Matthew served as team captain during his collegiate career at the University of Pennsylvania and is now a player development assistant with the Brooklyn Nets. Patrick was a Division III All-American while playing at the State University of New York Maritime College, and is now enlisted in the United States Navy. Nicholas is a freshman on the basketball team at Niagara University.



MACDONALD VS. OPPONENTS

(Daemen tenure only)

Bridgeport.....	5-6	Lake Erie.....	1-1	Roberts Wesleyan.....	12-0
Caldwell.....	2-0	Le Moyne.....	1-0	Rochester (Mich.).....	1-0
Concordia (Ala.).....	1-0	LIU Post.....	7-3	Saint Anselm.....	1-0
Concordia (N.Y.).....	1-0	Mercy.....	12-0	Saint Edward's.....	1-1
Dallas Baptist.....	1-0	Mercyhurst.....	1-4	Saint Michael's.....	2-1
District of Columbia.....	9-2	Missouri Western State.....	1-0	Saint Rose.....	2-1
Dominican (N.Y.).....	3-0	Molloy.....	7-3	Saint Thomas (Fla.).....	1-0
Dowling.....	4-0	Nyack.....	3-0	Saint Thomas Aquinas.....	3-11
Edinboro.....	3-0	New Haven.....	0-1	Salem (W.Va.).....	2-0
Felician.....	3-0	New York Tech.....	8-2	Slippery Rock.....	2-2
Holy Family.....	0-2	Northwest Missouri State.....	0-1	U. Sciences.....	1-0
Indianapolis.....	0-1	Post.....	1-0	Washington Adventist.....	1-0
Indiana-South Bend.....	1-0	Queens (N.Y.).....	8-2	West Liberty.....	1-0
				Wilmington (Del.).....	3-0

MACDONALD VS. CONFERENCES

(Daemen tenure only)

Central Atlantic Collegiate Conference.....	16-2
Chicagoland Collegiate Athletic Conference.....	1-0
East Coast Conference.....	72-25
Great Lakes Valley Conference.....	0-1
Great Midwest Athletic Conference.....	1-1
Lone Star Conference.....	2-1
Mid-America Intercollegiate Athletic Assoc.....	1-1
Mountain East Conference.....	1-0
Northeast-10 Conference.....	6-3
Pennsylvania State Athletic Conference.....	6-6
The Sun Conference.....	1-0

MACDONALD VS. DIV. II REGIONS

(Daemen tenure only)

Atlantic Region.....	9-6
Central Region.....	1-1
East Region.....	94-29
Midwest Region.....	1-2
South Central Region.....	2-1

MACDONALD VS. NON-DIV. II OPP.

(Daemen tenure only)

NAIA.....	4-0
USCAA.....	4-0

MACDONALD IN POSTSEASON

(Daemen tenure only)

Overall.....	6-4
USCAA Tournament.....	3-0
NCAA Tournament.....	0-1
ECC Tournament.....	3-4

MACDONALD GAME SPLITS

(Daemen tenure only)

Home.....	69-13
Away.....	39-26
Neutral.....	8-6

TWO-TIME EAST COAST CONFERENCE REGULAR SEASON CHAMPIONS // 2019 NCAA TOURNAMENT

GAME #14 // DAEMEN VS. ST. ROSE // DEC. 19, 2019 // DANIEL P. NOLAN GYMNASIUM

WILDCATS BY THE NUMBERS

DOUBLE DIGIT SCORING	19-20	ECC	CAREER*
BASDEN	-	-	1
BOOK	-	-	2
B. HARRIS	7	2	40
K. HARRIS	5	-	5
REDBAND	7	2	61
SALZBERG	1	1	1
SARKIS	4	1	43
SISCHO	13	3	65
SLACK	4	2	4
WALLACE	5	1	5

20 + POINT GAMES

GAMES	19-20	ECC	CAREER*
B. HARRIS	2	1	8
REDBAND	2	-	9
SARKIS	-	-	5
SISCHO	11	3	32

10 + REB GAMES

GAMES	19-20	ECC	CAREER*
B. HARRIS	1	-	1
REDBAND	-	-	2
SISCHO	11	2	36
WALLACE	1	1	1

5 + ASSIST GAMES

GAMES	19-20	ECC	CAREER
B. HARRIS	2	-	7
REDBAND	-	-	3
SARKIS	2	-	21
SISCHO	1	-	1
WALLACE	3	1	3

10 + ASSIST GAMES

GAMES	19-20	ECC	CAREER*
SARKIS	-	-	1

5 + BLOCK GAMES

GAMES	19-20	ECC	CAREER *
SISCHO	1	-	1

5 + STEAL GAMES

GAMES	19-20	ECC	CAREER
B. HARRIS	-	-	5

DOUBLE-DOUBLES

DOUBLES	19-20	ECC	CAREER*
B. HARRIS	1	-	1
REDBAND	-	-	1
SISCHO	11	2	36

GAMES STARTED

STARTED	19-20	CAREER	CONSEC.
B. HARRIS	7	55	-
K. HARRIS	7	7	5
REDBAND	13	98	15
SARKIS	11	87	6
SISCHO	13	57	15
SLACK	1	1	-
WALLACE	13	13	13

* INCLUDES GAMES PLAYED FOR DAEMEN ONLY

BECOMING THE NORM

Daemen's 108-63 win over LIU Post last Feb. 15 was their 20th of the 2018-19 season. It marked Daemen's sixth 20-win campaign in the last eight seasons. Daemen has not won less than 19 games in a season since the 2010-11 campaign. Finishing the year at 24-6, it marked the program's most in a season since going 27-6 during the 2012-13 campaign, a year before the Wildcats began play as members of the East Coast Conference.

GOING STREAKING

Daemen has embarked on four winning streaks of at least nine games since the start of the 2018-19 season. Most recently, the Wildcats put together an 11-game winning streak, covering games played Nov. 2 through Dec. 13. The streak came to an end Dec. 15 following a seven-point loss to arch-nemesis St. Thomas Aquinas. The recent streak ranks as the longest of Daemen's NCAA Division II era (2015-present), and it also ranked as the longest streak in Division II and the second-longest across all NCAA divisions at the time it was broken.

NATIONAL SPOTLIGHT

For the first time as a member of NCAA Division II, Daemen opened the season as a nationally-ranked team. The Wildcats were ranked in both preseason national polls for Division II (NABC poll No. 22; D2SIDA poll No. 18), and have since risen as high as No. 8 in the NABC and D2SIDA polls, marking their highest ascent in both. The Wildcats are presently ranked in the top-20 of each: No. 19 NABC, No. 15 D2SIDA. Daemen has been ranked in 13 successive NABC polls, and 15 of the last 16 D2SIDA polls dating back to last January. The Wildcats are also ranked No. 2 in the D2SIDA East Region media poll this week.

DEFENDING THE DEN

Daemen has posted 10 or more home wins seven times in the last eight seasons, including a 15-1 mark in 2018-19 that established a new benchmark for home-court wins in a single season. The Wildcats have won 31 of their last 33 home games dating back to the 2017-18 season, as well as their last 16 in a row - their longest streak at home since winning 44 straight from 2011-15. Daemen is also unbeaten in 16 straight non-conference home games. Since joining the ECC (2013-14 season), Daemen is 49-9 in home conference games (.844 winning percentage). Since the start of the 2011-12 season, Daemen is 104-14 at home (.881 winning percentage). Of those 14 losses, six have been decided by three points or fewer, including three by just a single point. Daemen's current home-court winning streak ranks as the fifth-longest active streak among all Division II teams....

1. West Texas A&M: 32
- T2. Missouri Southern State: 21
- T2. Northwest Missouri State: 21
4. St. Edward's 20
5. DAEMEN: 16
- T6. Wisconsin-Parkside: 15
- T6. Virginia State: 15

ON THIS DATE IN DAEMEN HISTORY

Dec. 19, 2008: Five players reached double-figure scoring, led by the 21 points of point guard Ryan Henry as Daemen rallied from a 10-point halftime deficit to defeat the University of Great Falls. UGF forward Rayshaun Ames, who scored a game-high 32 points for the Argos, would go on to become a Daemen assistant coach for the 2011-12 and 2012-13 seasons.

TEAM STATISTICS

	ALL GAMES	HOME	AWAY	NEUTRAL	NON-CONFERENCE	CONFERENCE
RECORD	11-2	8-0	2-1	1-1	9-1	2-1
SCORING	1096	697	266	133	817	279
POINTS/GAME	84.3	87.1	88.7	66.5	81.7	93.0
SCORING MARGIN	+ 11.8	+ 13.3	+ 21.0	-8.0	+ 9.0	+ 21.0
FG-ATT	397-812	255-511	98-206	44-95	296-618	101-194
FG %	.489	.499	.476	.463	.479	.521
3-PT FG-ATT	131-350	77-215	37-89	17-46	100-273	31-77
3-PT %	.374	.358	.416	.370	.366	.403
3-PT MADE/GAME	10.1	9.6	12.3	8.5	10.0	10.3
FT-ATT	171-229	110-146	33-46	28-37	125-171	46-58
FT %	.747	.753	.717	.757	.731	.793
REBOUNDS	515	331	125	59	398	117
REB/GAME	39.6	41.4	41.7	29.5	39.8	39.0
REB MARGIN	+ 8.1	+ 9.8	+ 7.7	+ 2.5	+ 8.6	+ 6.7
ASSISTS	189	124	42	23	151	38
ASSISTS/GAME	14.5	15.5	14.0	11.5	15.1	12.7
TURNOVERS	202	131	32	39	169	33
TO/GAME	15.5	16.4	10.7	19.5	16.9	11.0
TO MARGIN	-0.3	-0.6	+ 4.3	-6.5	-1.1	+ 2.0
AST/TO RATIO	0.9	0.9	1.3	0.6	0.9	1.2
STEALS	84	53	23	8	66	18
STL/GAME	6.5	6.6	7.7	4.0	6.6	6.0
BLOCKS	47	34	11	2	37	10
BLK/GAME	3.6	4.3	3.7	1.0	3.2	3.3

TWO-TIME EAST COAST CONFERENCE REGULAR SEASON CHAMPIONS // 2019 NCAA TOURNAMENT

TUNE UPS

In preparation for the 2019-20 regular season, Daemen played a trio of exhibition contests, including two against highly-touted Division I programs Buffalo and Syracuse. Despite having just seven days of practice under their belt, Daemen opened the brief exhibition season with a 111-73 loss against a Buffalo team that spent the majority of the 2018-19 season ranked among the top-25 teams in the country, finishing the year with a 32-4 overall record and a trip to the second round of the NCAA tournament. Less than 48 hours later the Wildcats made their first-ever appearance at the iconic Carrier Dome on the campus of SU, falling to the Orange and legendary head coach Jim Boeheim 90-71. It left as a decent a feeling as one can have following a 19-point defeat at the Wildcats played SU even (43-43) over the final 20 minutes. The exhibition slate wrapped up on Oct. 29 with Daemen blasting Mohawk (116-54) out of the Ontario Colleges Athletic Association. Andrew Sischo led the Wildcats by averaging 18.3 points and 10.3 rebounds over the three contests. He put up 28 points and 12 rebounds against Buffalo, numbers that no player has achieved against the Bulls in the last three seasons, and followed up with another double-double (15 points, 12 rebounds) at Syracuse. Breon Harris netted a team-high 23 points at the Carrier Dome, and finished the exhibition slate averaging 10.7 points per game. Newcomer Joey Wallace also made his presence felt, averaging 10.0 points, 4.0 rebounds and 3.3 assists per game.

NATIONAL HALL OF FAME CLASSIC

Daemen opened the 2019-20 season in

prestigious fashion as they were selected to take part in the Small College Basketball National Hall of Fame Classic held at the St. Joseph (Mo.) Civic Arena. In a battle of nationally-ranked teams, Daemen fell 85-65 in their season opener against No. 1 Northwest Missouri State. The Bearcats, who have won two of the last three national titles, extended their winning streak to 39 games, despite being outscored (55-54) over the middle 30 minutes of the contest. Daemen's Andrew Sischo impressed against the highly-touted Bearcats as he recorded the 26th double-double of his career, finishing with 24 points and 15 rebounds. The Wildcats regrouped for a come-from-behind win the following night against Missouri Western State, the quasi-tournament host playing less than 10 miles from their campus. A game-closing 15-6 run over the final 5:29 lifted the Wildcats past the Griffons. Newcomer Kyle Harris netted the go-ahead bucket at the 1:41 mark, part of his 11-point outing off the bench.

ECC-CACC CHALLENGE DOMINANCE

Daemen continued its winning ways at the ECC-CACC Challenge, earning home victories over Felician (95-80) on Nov. 8, and Nyack (80-74) on Nov. 9. Both games featured come-from-behind efforts. The Wildcats erased a 17-point first-half deficit in the win over Felician. After trailing by 11 at halftime, Daemen erupted for 56 second-half points, outscoring the Golden Falcons by 26 in the period. Andrew Sischo (31 points, 19 rebounds) scored 22 second-half points to lead the surge. Sischo was at it again vs. Nyack, finishing with 34 points and 17 boards en route to tournament MVP honors. He was joined on the all-tournament team by senior guards Jay Sarkis and Breon Harris.

HURST CURSE DASHED

Daemen exorcised some demons with a 67-65 defeat of Mercyhurst on Nov. 14. It marked the Wildcats' first win over Lakers since 2013, and just their second in the series overall. Andrew Sischo produced a double-double (22 points, 11 rebounds) and Joey Wallace put up 18 points, five boards, three assists and two steals to lead the way. The Wildcats and Lakers have met in seven successive seasons with five of those contests being decided by six points or less.

TOPPLING THE TOPPERS

Daemen posted a wire-to-wire 98-83 win over nationally-ranked West Liberty on Nov. 16. The Hilltoppers came into the game ranked in the top-five of both national polls for Division II (No. 4 NABC; No. 3 D2SIDA), and have routinely been among the nation's highest scoring teams, including in 2018-19 when they ranked first in scoring (100.9 ppg). The Hilltoppers came in averaging 130.5 points per game following two lopsided wins over Mansfield and Shaw, but Daemen was the aggressor from the get-go and built an 18-point advantage late in the first half. West Liberty would cut the deficit to seven points several times in the second half, but Daemen charged back and eventually cruised to the 15-point win. Andrew Sischo was dominant inside (29 points on 12-of-13 shooting, 18 rebounds), and the Wildcats got additional scoring from Joey Wallace (19 points), Breon Harris (17), Kyle Harris (11) and Jeff Redband (10).

SCORING BREAKDOWN (DAEMEN/OPPONENT)

GAME	PTS IN PAINT	PTS OFF TOS	2ND CH. PTS	1ST HALF	2ND HALF	OT	FT	FB	STARTERS	BENCH
vs. NW Missouri St.	24/34	0/25	12/4	27/39	38/46	-	16/14	0/8	49/74	16/11
vs. Missouri Western	22/32	18/23	9/13	32/34	36/30	-	12/14	16/26	52/42	16/22
FELICIAN	50/36	14/15	6/11	39/50	56/30	-	12/13	24/32	76/62	19/18
NYACK	30/32	9/16	8/11	39/38	41/36	-	15/13	12/24	75/29	5/35
MERCYHURST	28/24	16/12	14/8	29/32	38/33	-	16/11	8/2	54/43	13/22
WEST LIBERTY	40/40	28/19	18/16	57/45	41/38	-	14/13	24/20	86/62	12/21
LE MOYNE	44/14	18/15	11/8	43/40	46/39	-	11/11	10/8	67/57	22/22
WILMINGTON	34/26	19/16	13/9	37/40	46/41	-	19/2	12/12	71/67	12/14
at U. Sciences	34/22	24/5	22/4	36/30	47/27	-	7/13	22/6	61/15	22/42
SALEM	46/30	30/7	17/7	41/24	48/35	-	3/2	5/14	70/44	19/15
ROBERTS WESLEYAN	38/26	20/14	14/6	46/34	50/36	-	20/15	20/14	69/54	27/16
at Mercy	50/28	11/11	17/8	45/25	58/34	-	9/15	12/8	51/44	52/15
at St. Thomas Aq.	0/2	25/18	8/13	37/40	43/47	-	17/25	0/0	58/75	22/12
at St. Rose	-	-	-	-	-	-	-	-	-	-
at St. Anselm	-	-	-	-	-	-	-	-	-	-
at St. Michael's	-	-	-	-	-	-	-	-	-	-
at Stonehill	-	-	-	-	-	-	-	-	-	-
QUEENS	-	-	-	-	-	-	-	-	-	-
BRIDGEPORT	-	-	-	-	-	-	-	-	-	-
at Dist. Columbia	-	-	-	-	-	-	-	-	-	-
MOLLOY	-	-	-	-	-	-	-	-	-	-
NEW YORK TECH	-	-	-	-	-	-	-	-	-	-
at Roberts Wesleyan	-	-	-	-	-	-	-	-	-	-
at Bridgeport	-	-	-	-	-	-	-	-	-	-
at Queens	-	-	-	-	-	-	-	-	-	-
ST. THOMAS AQUINAS	-	-	-	-	-	-	-	-	-	-
MERCY	-	-	-	-	-	-	-	-	-	-
DIST. COLUMBIA	-	-	-	-	-	-	-	-	-	-
at Molloy	-	-	-	-	-	-	-	-	-	-
at New York Tech	-	-	-	-	-	-	-	-	-	-

DOWNTOWN DEBUT

Daemen's first-ever game at KeyBank Center in downtown Buffalo was a successful one on Nov. 23 as the Wildcats rallied for an 83-81 win over upset-minded Wilmington. After opening up an early nine-point lead, the tables turned and Daemen trailed by as many as seven points in the second half.

Wilmington led for more than 22 minutes in the game, but a deep three-pointer by Breon Harris with 32 seconds remaining put Daemen ahead. Harris came up with a steal on Wilmington's final possession to help seal the deal. He finished with a season-high 21 points, and Andrew Sischo tossed in 24 points and eight rebounds as well. Joey Wallace keyed the comeback by shooting 10-for-11 from the free throw line in the second half. The game was played as a part of a doubleheader with Big 4 rivals Canisius and St. Bonaventure taking the floor afterwards. It marked the first doubleheader at Buffalo's largest indoor sporting venue involving local teams since 2015. The 19,000-seat arena has been the site of the NCAA Division I men's basketball tournament six times since its opening in 1996.

YOU CAN COME HOME AGAIN

Daemen's game at KeyBank Center was a return 14 years in the making for Daemen head coach Mike MacDonald. The longtime bench boss coached in more than 40 games at the downtown arena from 1996-2005 while working at Canisius (including stints as an assistant and head coach). It marked his first game coached in the building since a 79-59

loss to Rider in the 2005 Metro Atlantic Athletic Conference Tournament (Mar. 5, 2005). MacDonald is the all-time leader for coaching wins at KeyBank Center. The Daemen win there over Wilmington extended his career record to 18-11 in the building, and was his first victory there since a 62-60 triumph over Marist on March 4, 2005.

COMEBACK KIDS

Daemen is quickly developing a reputation as a team that won't be buried. Six of their wins this season have featured second-half comebacks. Here is a summary of deficits overcome this season:

vs. Missouri Western: 10 points (1st half); 5 points (under 7 minutes to play)

vs. Felician: 17 points (1st half); 11 points (halftime)

vs. Nyack: 3 points (under 3 minutes to play)

vs. Mercyhurst: 8 points (under 10 minutes to play)

vs. Le Moyne: 9 points (under 6 minutes to play)

vs. Wilmington: 7 points (under 8 minutes to play)

INDIVIDUAL STATISTICAL RANKS

PLAYER	STAT	ECC	NCAA II
POINTS PER GAME			
Andrew Sischo	25.8	1st	6th
Breon Harris	13.1	15th	-
Jeff Redband	11.4	21st	-
REBOUNDS PER GAME			
Andrew Sischo	13.5	1st	1st
Joey Wallace	5.7	16th	-
ASSISTS PER GAME			
Joey Wallace	3.2	10th	-
Jay Sarkis	2.7	12th	-
Breon Harris	2.7	13th	-
BLOCKS PER GAME			
Andrew Sischo	1.4	4th	71st
Jeff Redband	1.1	7th	-
STEALS PER GAME			
Breon Harris	1.9	6th	-
FIELD GOAL %			
Andrew Sischo	65.5	1st	12th
FIELD GOALS MADE			
Andrew Sischo	133	1st	1st
Jeff Redband	44	16th	-
Joey Wallace	42	19th	-
3-POINT FG %			
Kyle Harris	42.1	5th	-
Keith Slack	41.5	7th	-
Jeff Redband	41.4	8th	90th
Breon Harris	40.4	10th	-
3-POINT FG MADE			
Jeff Redband	36	1st	18th
Breon Harris	19	9th	-
Keith Slack	17	11th	-
Kyle Harris	16	15th	-
Jay Sarkis	15	17th	-
FREE THROW %			
Joey Wallace	79.5	6th	186th
Andrew Sischo	67.4	14th	-
FREE THROWS MADE			
Andrew Sischo	64	1st	11th
Joey Wallace	35	8th	159th
Jeff Redband	24	14th	-
ASSIST/TURNOVER RATIO			
Jay Sarkis	1.6	9th	-
Keith Slack	1.4	13th	-
Joey Wallace	1.2	19th	-
MINUTES			
Andrew Sischo	444	1st	3rd
Jeff Redband	391	4th	23rd
Joey Wallace	381	6th	38th
Jay Sarkis	349	10th	118th
MINUTES PER GAME			
Andrew Sischo	34.2	6th	116th
Jay Sarkis	31.7	10th	-
Jeff Redband	30.1	15th	-

GAME-BY-GAME STARTERS

Game	1	2	3	4	5
vs. NW Missouri St.	Sarkis	B.Harris	Wallace	Redband	Sischo
vs. Missouri Western	Sarkis	Slack	Wallace	Redband	Sischo
FELICIAN	Sarkis	B.Harris	Wallace	Redband	Sischo
NYACK	Sarkis	B.Harris	Wallace	Redband	Sischo
MERCYHURST	Sarkis	B.Harris	Wallace	Redband	Sischo
WEST LIBERTY	B.Harris	K.Harris	Wallace	Redband	Sischo
LE MOYNE	B.Harris	K.Harris	Wallace	Redband	Sischo
WILMINGTON	Sarkis	B.Harris	Wallace	Redband	Sischo
at U. Sciences	Sarkis	K.Harris	Wallace	Redband	Sischo
SALEM	Sarkis	K.Harris	Wallace	Redband	Sischo
ROBERTS WESLEYAN	Sarkis	K.Harris	Wallace	Redband	Sischo
at Mercy	Sarkis	K.Harris	Wallace	Redband	Sischo
at St. Thomas Aquinas	Sarkis	K.Harris	Wallace	Redband	Sischo
at St. Rose	-	-	-	-	-
at St. Anselm	-	-	-	-	-
at St. Michael's	-	-	-	-	-
at Stonehill	-	-	-	-	-
QUEENS	-	-	-	-	-
BRIDGEPORT	-	-	-	-	-
at Dist. Columbia	-	-	-	-	-
MOLLOY	-	-	-	-	-
NEW YORK TECH	-	-	-	-	-
at Roberts Wesleyan	-	-	-	-	-
at Bridgeport	-	-	-	-	-
at Queens	-	-	-	-	-
ST. THOMAS AQUINAS	-	-	-	-	-
MERCY	-	-	-	-	-
DIST. COLUMBIA	-	-	-	-	-
at Molloy	-	-	-	-	-
at New York Tech	-	-	-	-	-

DAEMEN'S RECORD WHEN...

AT HOME 8-0
TRUE ROAD GAME 2-1
NEUTRAL SITE GAME 1-1

IN NOVEMBER 8-1
IN DECEMBER 3-1
IN JANUARY 0-0
IN FEBRUARY 0-0
IN MARCH 0-0

LEAD AT HALFTIME 7-0
TIED AT HALFTIME 0-0
TRAIL AT HALFTIME 4-2

SCORE LESS THAN 60 PTS 0-0
SCORE 60-69 PTS 2-1
SCORE 70-79 PTS 0-0
SCORE 80-89 PTS 5-1
SCORE 90-99 PTS 3-0
SCORE 100+ PTS 1-0

ALLOW LESS THAN 60 PTS 3-0
ALLOW 60-69 PTS 2-0
ALLOW 70-79 PTS 3-0
ALLOW 80-89 PTS 3-2
ALLOW 90-99 PTS 0-0
ALLOW 100+ PTS 0-0

+ REBOUND MARGIN 11-1
- REBOUND MARGIN 0-1
REBOUNDS ARE TIED 0-0

SHOOT 50% OR BETTER 5-0
SHOOT UNDER 50% 6-2

OPPONENT SHOOTS 50% + 2-2
OPPONENT SHOOTS > 50% 9-0

ON MONDAYS 0-0
ON TUESDAYS 1-0
ON WEDNESDAYS 1-0
ON THURSDAYS 1-0
ON FRIDAYS 2-1
ON SATURDAYS 6-0
ON SUNDAYS 0-1

MISCELLANEOUS STATS

STARTING LINEUPS

W/L	G	G	G/F	F	C
4-1	Sarkis	B.Harris	Wallace	Redband	Sischo
4-1	Sarkis	K.Harris	Wallace	Redband	Sischo
2-0	B. Harris	K. Harris	Wallace	Redband	Sischo
1-0	Sarkis	Slack	Wallace	Redband	Sischo

WIN/LOSS MARGIN

	1	2	3	4	5	6	7	8	9	10	11-15	16-20	20-29	30+
Wins		2		1		1				1	2		2	2
Losses							1					1		

LEADS & DEFICITS

Daemen's Biggest Halftime Lead	20 @ Mercy (12/13/19)
Daemen's Biggest Halftime Lead Lost	N/A
Daemen's Biggest Halftime Deficit	12 vs. Northwest Missouri State (11/1/19)
Daemen Biggest Halftime Deficit Overcome	11 vs. Felician (11/8/19)
Daemen's Biggest Margin Of Victory	44 @ Mercy (12/13/19)
Daemen's Biggest Margin Of Defeat	20 vs. Northwest Missouri State (11/1/19)

DOUBLE-FIGURE SCORING

Andrew Sischo	13
Jeff Redband	7
Breon Harris	7
Kyle Harris	5
Joey Wallace	5
Jay Sarkis	4
Keith Slack	4
Ryan Salzberg	1

DOUBLE-FIGURE REBOUNDING

Andrew Sischo	11
Breon Harris	1
Joey Wallace	1

DOUBLE-DOUBLES

Andrew Sischo	11
Breon Harris	1

20-POINT SCORERS

Andrew Sischo	11
Jeff Redband	2
Breon Harris	2

30-POINT SCORERS

Andrew Sischo	4
---------------	---

IN THE POLLS

D2SIDA NATIONAL POLL		NABC NATIONAL POLL		D2SIDA REGIONAL POLL		NCAA REGIONAL RANKINGS
Preseason	18	Preseason	22	Preseason	T-1	
Nov. 19	10	Nov. 19	17	Nov. 18	1	
Nov. 26	8	Nov. 26	13	Nov. 25	1	
Dec. 3	8	Dec. 3	11	Dec. 2	1	
Dec. 10	8	Dec. 10	8	Dec. 9	1	
Dec. 17	15	Dec. 17	19	Dec. 16	2	
-	-	-	-	-	-	
-	-	-	-	-	-	
-	-	-	-	-	-	
-	-	-	-	-	-	
-	-	-	-	-	-	
-	-	-	-	-	-	
-	-	-	-	-	-	
-	-	-	-	-	-	
-	-	-	-	-	-	
-	-	-	-	-	-	

THE LAST TIME

THE LAST TIME A DAEMEN PLAYER...

Scored 20-29 points.....	Breon Harris (22) at St. Thomas Aquinas, 12/15/19
Scored 30-39 points.....	Andrew Sischo (30) at St. Thomas Aquinas, 12/15/19
Scored 40-49 points.....	Gerald Beverly (40) vs. Concordia (Ala.), 03/05/14
Made 10 field goals.....	Andrew Sischo (12-18) at St. Thomas Aquinas, 12/15/19
Made 10 free throws.....	Joey Wallace (10-11) vs. Wilmington, 11/23/19
Made 5-9 three-pointers.....	Keith Slack (5-6) at Mercy, 12/13/19
Made 10 three-pointers.....	David Skolen (12-18) vs. Waynesburg, 11/15/89
Had 10-14 rebounds.....	Andrew Sischo (13) at St. Thomas Aquinas, 12/15/19
Had 15-19 rebounds.....	Andrew Sischo (18) vs. West Liberty, 11/16/19
Had 20 rebounds.....	Andrew Sischo (20) at U. Sciences, 11/30/19
Had 10 assists.....	Darius Garvin (10) at St. Thomas Aquinas, 02/02/18
Had 5 blocks.....	Andrew Sischo (5) vs. Felician, 11/08/19
Had 5 steals.....	Breon Harris (6) at St. Thomas Aquinas, 02/22/19
Had a double-double.....	Andrew Sischo (30 pts, 13 rebs) at St. Thomas Aquinas, 12/15/19
Had 20 points and 20 rebounds.....	Andrew Sischo (36 pts, 23 rebs) vs. Molloy, 02/16/18
Had consecutive double-doubles.....	Andrew Sischo (3), 11/30/19 - 12/07/19
Scored go-ahead points in final 15 seconds of win.....	Deion Hamilton (FG with 14 seconds remaining) vs. St. Thomas Aquinas, 01/25/19

THE LAST TIME A DAEMEN TEAM...

Allowed 50 points or fewer.....	vs. Dominican (W, 60-49), 11/12/16
Won by 20-29 points.....	vs. Roberts Wesleyan (W, 96-70), 12/07/19
Won by 30+ points.....	at Mercy (W, 103-59), 12/13/19
Scored 90-99 points.....	vs. Roberts Wesleyan (W, 96-70), 12/07/19
Scored 100+ points.....	at Mercy (W, 103-59), 12/13/19
Had 50 rebounds.....	at Mercy (51), 12/13/19
Shot 50% or better from the field.....	at Mercy (40-73, 54.8%), 12/13/19
Shot 60% or better from the field.....	at NYIT (38-63, 60.3%), 12/16/18
Shot 50% or better from three-point range (min. 10 attempts).....	vs. Bridgeport (11-22, 50%), 03/03/19
Shot 60% or better from three-point range (min. 10 attempts).....	vs. NYIT (10-16, 62.5%), 01/14/18
Shot 90% or better from free throw line (min. 10 attempts).....	vs. Le Moyne (11-11, 100%), 11/19/19
Finished without a three-point field goal.....	vs. Queens (0-12), 11/09/12
Made 10-14 three-pointers.....	at Mercy (14-30), 12/13/19
Made 15 three-pointers.....	vs. LIU Post (19-39), 02/15/19
Had 10 blocked shots.....	vs. Indianapolis (10), 12/18/14
Had 10 steals.....	vs. Salem (10), 12/04/19
Had 20 assists.....	vs. Salem (24), 12/04/19
Had 4 players in double figures.....	at Mercy (Sischo 26, Slack 15, B.Harris 11, Salzberg 11), 12/13/19
Had 5 players in double figures.....	vs. Roberts Wesleyan (Sischo 29, Sarkis 14, Wallace 14, Slack 11, Redband 10), 12/07/19
Had 6 players in double figures.....	vs. Dist. Columbia (Sischo 19, Hamilton 14, Redband 13, Lee Yaw 13, Harris 10, Sarkis 10), 01/27/19
Had all 5 starters in double figures.....	vs. West Liberty (Sischo 29, Wallace 19, B.Harris 17, K.Harris 11, Redband 10), 11/16/19
Had 2 players score 20+ points.....	at St. Thomas Aquinas (Sischo 30, B.Harris 22), 12/15/19
Had 2 players with 10+ rebounds.....	vs. Nyack (Sischo 17, B.Harris 11), 11/08/19
Had 2 players record a double-double.....	vs. Nyack (Sischo 34 pts/17 rebs, B.Harris 11 pts/11 rebs), 11/08/19
Won in overtime.....	vs. St. Thomas Aquinas (W, 82-79), 01/25/19
Lost in overtime.....	at Dist. Columbia (L, 90-84), 12/03/16
Scored 80 points or more and lost.....	at St. Thomas Aquinas (L, 87-80), 12/15/19
Scored 90 points or more and lost.....	at Dominican (L, 98-93, OT), 01/07/14
Allowed 60 points or fewer and lost.....	vs. St. Thomas Aquinas (L, 60-57), 03/03/18
Played a nationally-ranked opponent.....	at No. 24/No. 18 St. Thomas Aquinas (L, 87-80), 12/15/19
Defeated a nationally-ranked opponent.....	vs. No. 4/No. 3 West Liberty (W, 98-83), 11/16/19

LET IT FLY

After making a season-low five three-pointers in a 67-65 win over Mercyhurst on Nov. 14, Daemen is averaging 11.1 made threes in the eight games since. The Wildcats have hit 10+ threes in six of those games, including five straight from Nov. 16 to Dec. 4. It's the first such five-game streak in recent history. You have to go back to the final two games of the 2014-15 season and the first two of 2015-16 to find a consecutive four-game stretch where the Wildcats hit 10 or more threes. The Wildcats equaled their season-high with 14 three-pointers in a road win at Mercy on Dec. 13, and they lead the ECC in averaging 10.1 made threes per game this season.

GETTING DEFENSIVE

Daemen allowed just 61.3 points per game in decisive wins over U. Sciences (83-57), Salem (89-59), Roberts Wesleyan (96-70) and Mercy

(103-59). The Wildcats limited those opponents to just 39 percent shooting overall (87-for-224) and a chilly 28 percent from three-point range (26-for-92). They held back-to-back opponents under 60 points for the first time since wins over St. Michael's (64-55) and St. Rose (74-55) in late December of 2018. Daemen recorded a season-high 11 steals in the win over U. Sciences, and added 10 more thefts against Salem - their first consecutive games with 10+ steals since a three-game string in January of 2014 (vs. Dominican, District of Columbia, Dowling). For the season, Daemen is allowing 72.5 points per game, second-best among all ECC teams.

MAN IN THE MIDDLE

Redshirt junior center Andrew Sischo headlines Daemen's returning players after earning East Coast Conference and Division II Conference Commissioner's Association East Region Player of

the Year honors in 2018-19. A two-time first-team All-ECC selection, Sischo has set new team benchmarks for points scored by a freshman (462) and sophomore (585), and also became just the sixth player in team history to average a double-double (20.9 ppg, 10.1 rpg) for an entire season. Through 13 games this year, Sischo is averaging monster numbers (25.8 ppg, 13.5 rpg, 1.4 bpg, 65.5% FG). He's posted 11 20-point games, and has topped 30 points four times. He leads the country in rebounding, and also ranks sixth in scoring and 12th in field goal percentage. Already this season, he's been named to the SCB National Hall of Fame Classic all-tournament team, MVP of the ECC-CACC Challenge, a two-time ECC Defensive Player of the Week, a four-time ECC Player of the Week and a two-time U.S. Basketball Writers Association Men's Division II National Player of the Week.

DOUBLE-DOUBLE YOUR DELIGHTMENT

Andrew Sischo has been a double-double machine this season, racking up 11 of them through the Wildcats' first 13 games, a total that presently leads the country. He opened the season with seven consecutive double-doubles, and has four this season that include 30-point outputs. Sischo, who ranked sixth nationally with 17 double-doubles last season, has totaled 36 of them in 71 career games - the most for a Daemen player since Gerald Beverly totaled 46 in his career spanning 2011-15.

CLIMBING THE LADDER

With each passing game, Andrew Sischo continues to climb among Daemen's all-time statistical leaders. In 71 career games, Sischo has totaled 1,382 points and 720 rebounds. He stands as one of only five players in program history with at least 1,200 points and 600 rebounds. He ranks ninth all-time in scoring, fifth in career rebounding and sixth in made field goals (557), and is also one blocked shot shy of moving into the top-10 in that category.

THREE-DICULOUS SHOOTING

Over the course of his career, forward Jeff Redband has established himself as one of the preeminent three-point shooters in the ECC, as well as among Daemen's all-time leaders. Redband is the first Daemen player with 60 or more three-pointers in three straight seasons since Brian Montanaro did so four straight times from 2002-06. A two-time All-ECC pick, including a second-team selection last season, Redband has appeared in all 101 games since the start of the 2016-17 season, making 98 starts and helping Daemen to a 76-25 record. He has totaled 1,161 points, 464 rebounds, 252 three-point field goals and 81 blocks in his career. He recently moved past Kharmen Wingard for third place on Daemen's all-time three-point field goals list, and he stands 36 shy of Montanaro's program record (288). He also ranks 15th in points and sixth in blocks among Daemen's all-time leaders. Redband has made at least one three-pointer in 44 of the last 47 games, and has made five or more 15 times in his career. He leads the team and the ECC with 36 three-pointers (ranks 18th nationally) this season, and is producing 11.4 points, 3.8 rebounds, 1.1 blocks and 1.0 steals per game.

BREAKOUT BREON

Senior guard Breon Harris was inserted into the starting lineup midway through the 2017-18 season, and went on to help Daemen win 41 of their next 49 contests (through the end of the 2018-19 season). He's been a third-team All-ECC selection in each of the last two seasons, and has also earned ECC Championships all-tournament team honors twice in his career. Harris swiped 70 steals as a sophomore, the third-highest single-season total in team history and making him the first player with at least 70 since Russell John totaled 73 in 1990-91. He added 53 steals to his career total last season, becoming just the fifth player to lead the Wildcats in steals at least twice, and the first player with 50+ steals in consecutive seasons since Mark Coppola in 2011-12 and 2012-13. He was named to the ECC-CACC Challenge all-tournament team for the second straight year after averaging 14.5 points, 9.0 rebounds and 6.5 assists in Daemen wins over Felician and Nyack. Those contributions included the first double-

double of his career, as he totaled 11 points and a career-high 11 boards vs. Nyack. He's topped 20 points twice this season, including Nov. 23 vs. Wilmington when he hit the go-ahead three-pointer with just over 30 seconds remaining. He's producing 13.1 points per game and leads the team in steals (17) this season.

SHINING STAR-KIS

Redshirt senior guard Jay Sarkis has been a fixture in the Daemen lineup since arriving on campus in 2015. Sarkis has appeared in 93 of a possible 102 games (excluding a redshirt season in 2016-17), while making 87 starts. He's recorded at least one three-pointer in 77 games, totaling 162 triples in his career (8th in team history). He's just the eighth player in program history with at least 150 three-point field goals. Sarkis contributed 8.2 points and a team-best 3.1 assists per game in 2018-19. His finest season came a year earlier when he put up career-highs in points (372), assists (106) and rebounds (86), and finished the season ranking among the ECC's top-five statistical leaders in minutes (3rd), minutes per game (5th), three-point field goals (4th), three-point shooting percentage (5th) and assists (3rd). Sarkis dished out a season-high eight assists in Daemen's 89-59 win over Salem on Dec. 4 - the 21st game in his career with five or more. He has totaled 887 points and 275 assists in his career. He recently moved past Monty Montgomery for 10th place on Daemen's career assists list. Sarkis is seeing 31.7 minutes per game, and producing 7.3 points and 2.7 assists per outing this season.

WALK WITH WALLACE

Redshirt senior wing Joey Wallace is the most experienced of Daemen's 10 newcomers this season. The son of former Syracuse star and NBA veteran John Wallace, Joey Wallace came to Daemen with 85 games of Division II experience under his belt across parts of four seasons playing for Southern Connecticut State. The Rochester native contributed 8.7 points and 5.1 rebounds per game across his tenure there. He's made an immediate impact here with the Wildcats, starting all 13 contests thus far and producing 9.9 points, 5.7 rebounds, and a team-high 3.2 assists per game. He has had five games with 10+ points, including a season-high 19 vs. nationally-ranked West Liberty on Nov. 16. He's also making his mark at the defensive end, routinely matching up with the opposition's top perimeter player. Wallace has twice been named the ECC Defensive Player of the Week this season.

FRESH FACES

The Wildcats welcome 10 new players to the fold this season to round out a large 20-player roster. Buffalo natives Donte Williams and Kyle Harris are proven college players. Williams, a 6'4" guard/forward, has one season of remaining eligibility following previous stops at Southeastern Iowa Community College and California University (Pa.). He averaged 10.7 points and 5.2 rebounds per game for the Vulcans last season. Harris comes over after a prolific junior college career at Erie Community College where he played for head coach Alex Nwora, a Daemen graduate and inductee of the Daemen Hall of Fame. Harris brings a winning pedigree (47-17 record at ECC) and tremendous three-point shooting ability (166 three-pointers in the last two seasons) to the Wildcats. Big man Chris Luke (7'0", Jr., C) gives the Wildcats some depth at the center position.

Freshmen Keith Slack and Ryan Salzberg are expected to compete for minutes in the backcourt.

WRANGLING THE REDHAWKS

Daemen has won 18 straight (and 25 of the last 26) meetings with Roberts Wesleyan. It ranks as Daemen's longest active winning streak against any single opponent, and one of three that have reached double figures (also 13 straight vs. Mercy, 16 straight vs. Houghton). Eleven of the last 18 meetings have been decided by nine points or fewer. The closest margin was a 98-96 final on Jan. 12, 2016 when Daemen erased a 22-point deficit with just over six minutes to play, riding the strong play of Rochester native Torrence Dyck who finished with a career-high 35 points. The streak also includes one overtime game, a 77-72 final on Nov. 26, 2013 which was Daemen's first-ever ECC victory.

DEC. 17 - DAEMEN RANKED IN TOP-20 OF DIVISION II NATIONAL POLLS

AMHERST, N.Y. - The Daemen College men's basketball team is once again ranked in both Division II national polls. The Wildcats, led by head coach Mike MacDonald, come in at No. 15 in the NCAA Division II Sports Information Directors of America (D2SIDA) national media poll and also at No. 19 in the National Association of Basketball Coaches (NABC) top-25 poll. Both polls were released this afternoon.

Daemen (11-2, 2-1 ECC) is coming off just their second loss of the season Sunday at St. Thomas Aquinas College. The 87-80 setback snapped the Wildcats' 11-game winning streak - the longest of the program's NCAA Division II era, and also one of the longest active streaks in the country across all NCAA divisions.

Before Sunday's loss, Daemen had extended their winning streak with a 103-59 rout of Mercy College on Friday evening. The Wildcats racked up season-highs in points, made field goals (40), three-point field goals made (14), three-point field goal percentage (.467) and rebounds (51) while staying unbeaten (14-0) in the all-time series against the Mavericks. The 44-point final margin was also a season-high, and the Wildcats' fourth straight win by 25 points or more.

NABC Poll

At. No. 19, Daemen is down 11 spots after ascending to their highest poll position at No. 8 last week. The Wildcats garnered 109 points in the poll voting to sit just back of nemesis St. Thomas Aquinas (120 points) which is up six spots to No. 18 this week. Daemen has now been ranked in 13 consecutive NABC polls dating back to last January.

For the second straight week there's been a change at the top of the poll as Nova Southeastern University (6-1) drops to No. 5 following their first loss of the season. Bellarmine University (7-0) takes hold of the No. 1 ranking this week. They are followed by defending national champion Northwest Missouri State University (8-1) at No. 2, and Indiana University (Pa.) (8-0) at No. 3.

D2SIDA Poll

After three successive weeks in the No. 8 position, Daemen drops seven spots to No. 15 this week. The Wildcats picked up 139 points in the poll voting to be ranked for the 15th time in the last 16 D2SIDA polls.

Bellarmine sits at No. 1 for the second straight week, followed by Northwest Missouri State and Indiana.



**National Association of Basketball Coaches
NCAA Division II Men's Basketball Rankings
December 17, 2019 (Regular Season Poll #5)**

	Record	Points	Last
1. Bellarmine (Ky.)	7-0	398	2
2. Northwest Missouri State	8-1	379	4
3. Indiana (Pa.)	8-0	365	5
4. Lincoln Memorial (Tenn.)	10-1	332	7
5. Nova Southeastern (Fla.)	6-1	313	1
6. Dixie State (Utah)	10-0	305	9
7. West Texas A&M	10-1	288	3
8. UC San Diego	8-1	285	10
9. St. Edward's (Texas)	9-1	269	12
10. Dallas Baptist (Texas)	9-0	244	13
11. Missouri Southern	7-1	235	11
12. Alabama Huntsville	8-1	195	6
13. Ferris State (Mich.)	13-1	191	17
14. West Chester (Pa.)	9-0	179	18
15. Indianapolis (Ind.)	7-1	162	15
16. Southern Indiana	6-1	159	16
17. Florida Southern	9-1	132	19
18. St. Thomas Aquinas (N.Y.)	10-1	120	24
19. Daemen (N.Y.)	11-2	109	8
20. Queens (N.C.)	7-2	101	20
21. Southeastern Oklahoma State	5-1	95	14
22. Valdosta State (Ga.)	7-2	62	NR
23. Dominican (N.Y.)	8-1	58	25
24. Northeastern State (Okla.)	9-1	39	NR
25. Drury (Mo.)	7-0	26	NR

Records through games of December 15, 2019.

Last ranking is from pre-season poll released Dec. 10.

First place votes - Bellarmine (15), Northwest Missouri State (1).

Others receiving votes: Grand Valley State (Mich.) 23, Cal Poly Pomona 21, Saint Anselm (N.H.) 20, West Liberty (W.Va.) 18, Ashland (Ohio) 11, Point Loma (Calif.) 10, Angelo State (Texas) 9, Alaska Anchorage 8, Benel (Mass.) 7, Belmont Abbey (N.C.) 6, Augustana (S.D.) 5, Jefferson (Pa.) 5, East Central (Okla.) 4, Minnesota Duluth 4, Southern Nazarene (Okla.) 4, Chico State (Calif.) 2, Embury-Riddle (Fla.) 2.

Dropped out: Augustana (21), West Liberty (22), Pace (23).

Weekly Poll Notes:

For the second straight week, the top-ranked team in the NABC/Division II suffered a defeat as Rollins knocked off Nova Southeastern Saturday. As a result, Bellarmine - who spent three months as the No. 1-ranked team last season - returns to the top of the rankings. It is the 23rd week in program history that the Knights have reached the top of the rankings.

The last time three teams held the No. 1 ranking in as many weeks came two seasons ago, when Northwest Missouri State (who also held the ranking first in this year's sequence), Queens and West Liberty all held the top position over a three-week span.

With the first semester schedule winding down - the seven-day NCAA Division II winter break begins following Sunday's games - only six teams remain in the unbeaten ranks. All six are ranked this week with four in the top 10.

One of the remaining undefeated teams, Drury, is one of the three newcomers in this week's poll along with Valdosta State and Northeastern State. VSU is back in the top 25 after being ranked as high as seventh earlier this year, while Northeastern State is making its first appearance in the national poll since Nov. 26, 2013.

Drury's entry into the top 25 gives the Great Lakes Valley Conference four teams in this week's rankings, the most of any conference in Division II. The Lone Star Conference and Mid-America Intercollegiate Athletics Association have three teams apiece, while a total of eight conferences have at least two teams in the rankings.

The longest streak of consecutive weeks in the rankings has come to a halt, as West Liberty's loss to Charleston last Wednesday ended the Hilltoppers' record 149-week run in the poll. West Liberty's last week outside the top 25 came on Jan. 26, 2010. The mantle of the longest active streak now belongs to Bellarmine, who has been ranked for 84 straight weeks - the third-longest run ever.

Prior to the break, only one game will match up top 25 teams, as No. 21 Dominican faces off against No. 5 Nova Southeastern Saturday. Another game of note has No. 10 Dallas Baptist hosting Texas A&M-Commerce on Thursday; the Lions have knocked off two ranked teams during their current four-game winning streak.

For Immediate Release

**D2SIDA Men's Basketball
National Media Poll
Week 5 - December 17, 2019**

Rank	School	Pts.	Record	Prev.
1.	Bellarmine (15)	399	7-0	1
2.	Northwest Missouri State (1)	376	8-1	4
3.	Indiana (Pa.)	368	8-0	5
4.	UC San Diego	329	8-1	7
5.	Dixie State	314	10-0	13
6.	Lincoln Memorial	307	9-1	9
7.	West Chester	280	9-0	10
8.	Ferris State	276	13-1	11
9.	Nova Southeastern	269	6-1	3
10.	West Texas A&M	245	10-1	2
11.	St. Thomas Aquinas	219	10-1	17
12.	Embry-Riddle	210	9-1	19
13.	St. Edward's	204	9-1	RV
14.	Indianapolis	174	7-1	16
15.	Daemen	139	11-2	8
16.	Florida Southern	134	9-1	24
17.	Dallas Baptist	116	9-0	18
18.	Missouri Southern State	114	7-2	14
19.	Alabama Huntsville	96	8-1	6
20.	Belmont Abbey	90	8-2	25
21.	Queens (N.C.)	82	7-2	15
22.	Southeastern Oklahoma State	80	5-1	12
23.	Southern Indiana	73	6-1	23
24.	Point Loma	70	8-2	RV
25.	Shippensburg	68	7-1	21

()-first place votes

Others Receiving Votes (on more than one ballot):

Grand Valley State - 63; Cal Poly Pomona - 35; Dominican (N.Y.) - 28; Fayetteville State - 11; Drury - 9; Northeastern State - 5; Minnesota Duluth - 4; 3 teams named on one ballot each

SEASON RECORDS

POINTS				THREE-POINT FIELD GOALS				REBOUNDS			
1.	Rob Robinson	767	1990-91	1.	David Skolen	114	1989-90	1.	Jim Chapman	394	1988-89
2.	David Skolen	699	1989-90	2.	Kharmen Wingard	86	2003-04	2.	Gerald Beverly	373	2014-15
3.	Russell John	629	1990-91	3.	Brian Montanaro	84	2004-05	3.	Alex Nwora	347	1991-92
4.	Gerald Beverly	620	2014-15	4.	Pete Loney	83	2008-09	4.	Brian Pettit	329	1996-97
5.	Torrence Dyck	612	2015-16	5.	Jeff Redband	79	2018-19	5.	Alex Nwora	313	1992-93
6.	Chris Lewis	611	1989-90	6.	Russell John	78	1990-91	6.	Alex Nwora	312	1990-91
7.	Brian Montanaro	592	2005-06	7.	Donjuan Tyson	77	2006-07	7.	Brian Pettit	288	1995-96
8.	Andrew Sischo	585	2018-19	8.	Gabriel Marshall	76	2003-04	8.	Chris Lewis	287	1989-90
9.	Rob Robinson	567	1989-90		Kharmen Wingard	76	2004-05	9.	Andrew Sischo	283	2018-19
10.	Joe Olsen	560	2005-06	10.	Kharmen Wingard	75	2002-03	10.	Gerald Beverly	280	2013-14
					Jordan Greene	75	2014-15				
POINTS PER GAME				THREE-POINT % (min. 1 3PT/game)				REBOUNDS PER GAME			
1.	Rob Robinson	25.6	1990-91	1.	David Skolen	.557	1986-87	1.	Jim Chapman	14.1	1988-89
2.	Torrence Dyck	21.9	2015-16	2.	Marty Lange	.524	1997-98	2.	Gerald Beverly	12.0	2014-15
3.	David Skolen	21.8	1989-90	3.	Mike Maisto	.500	2007-08	3.	Alex Nwora	11.6	1992-93
	Ralph Henderson	21.8	1987-8		Jesse Lalka	.500	2015-16		Alex Nwora	11.6	1991-92
5.	Russell John	21.0	1990-91	5.	David Skolen	.491	1989-90	5.	Brian Pettit	10.6	1996-97
6.	Ralph Henderson	20.5	1986-87	6.	David Skolen	.477	1988-89	6.	Alex Nwora	10.4	1990-91
7.	Andrew Sischo	20.9	2018-19	7.	Kevin Lange	.461	2002-03	7.	Sandy Finney	10.2	1995-96
8.	Gerald Beverly	20.0	2014-15		Jay Sarkis	.461	2015-16	8.	Sandy Finney	10.1	1994-95
9.	Alex Nwora	19.6	1992-93	9.	Brian Montanaro	.452	2004-05		Andrew Sischo	10.1	2018-19
10.	Torrence Dyck	19.3	2014-15	10.	Jeff Redband	.450	2016-17	10.	Gerald Beverly	10.0	2013-14
FIELD GOALS				FREE THROWS				ASSISTS			
1.	Chris Lewis	257	1989-90	1.	Rob Robinson	282	1990-91	1.	Mark Coppola	203	2012-13
2.	David Skolen	247	1989-90	2.	Gerald Beverly	180	2014-15		Derrick Henry	203	1988-89
3.	Rob Robinson	231	1990-91	3.	Rob Robinson	176	1991-92	3.	Rob Robinson	187	1990-91
4.	Andrew Sischo	229	2018-19	4.	Alex Nwora	161	1992-93	4.	Rob Robinson	186	1989-90
5.	Gerald Beverly	219	2014-15	5.	Joe Olsen	148	2005-06	5.	Mark Coppola	161	2011-12
6.	Russell John	218	1990-91	6.	Rob Robinson	142	1989-90	6.	Tim Foley	157	1994-95
7.	Torrence Dyck	217	2015-16	7.	Monty Montgomery	140	2000-01	7.	Mark Coppola	154	2013-14
8.	Rob Robinson	205	1989-90	8.	Jonathan Walker	139	2002-03	8.	Steve Chandler	152	2003-04
9.	Gerald Beverly	200	2013-14	9.	Jonathan Walker	134	2001-02	9.	Steve Chandler	147	2002-03
10.	Andrew Sischo	195	2017-18	10.	Ralph Henderson	133	1987-88	10.	Russell John	139	1991-92
FIELD GOAL % (min. 150 made)				FREE THROW % (min. 100 made)				STEALS			
1.	Stefan Van Duluitgaarden	.661	1991-92	1.	David Skolen	.850	1989-90	1.	Derrick Henry	74	1988-89
2.	Chris Lewis	.624	1989-90		Todd Zielinski	.850	1996-97	2.	Russell John	73	1990-91
3.	Brian Harmon	.610	1986-87	3.	Kevin Lange	.844	2002-03	3.	Breon Harris	70	2017-18
4.	Gerald Beverly	.607	2014-15	4.	Rob Robinson	.827	1991-92	4.	Casey Sheehan	68	2012-13
5.	Brian Pettit	.605	1998-99	5.	David Skolen	.823	1988-89	5.	Devon Dawson	67	2007-08
6.	Chris Lewis	.603	1988-89	6.	Mark Rouse	.806	2001-02	6.	Anibal Soler	66	1999-00
7.	Gerald Beverly	.597	2012-13	7.	Monty Montgomery	.790	1997-98	7.	Eder Joseph	62	1999-00
8.	Andrew Sischo	.586	2018-19	8.	Rob Robinson	.789	1989-90	8.	Jorge Ebanks	61	2009-10
9.	Darnell Jackson	.576	2003-04	9.	Brian Montanaro	.783	2005-06	9.	Dewan Stroud	60	2006-07
	Ajay Rutledge	.576	2008-09	10.	Monty Montgomery	.782	2000-01	10.	Therreon Blackwell	59	2004-05
									Rob Robinson	59	1990-91
								BLOCKS			
								1.	Ron Wright	119	2005-06
								2.	Ron Wright	114	2004-05
								3.	Gerald Beverly	111	2013-14
								4.	Gerald Beverly	110	2014-15
								5.	Gerald Beverly	59	2012-13
								6.	Brian Pettit	55	1998-99
								7.	Mario Torres	54	1992-93
								8.	Brian Pettit	52	1996-97
								9.	Gerald Beverly	50	2011-12
								10.	Ralph Henderson	49	1986-87

CAREER RECORDS

POINTS (1,000-Point Club)

1.	Rob Robinson	1,962	1988-92
2.	Brian Montanaro	1,920	2002-06
3.	David Skolen	1,876	1986-90
4.	Monty Montgomery	1,814	1996-01
5.	Gerald Beverly	1,799	2011-15
6.	Alex Nwora	1,514	1989-93
7.	Casey Sheehan	1,505	2010-14
8.	Brian Pettit	1,414	1994-99
9.	Andrew Sischo	1,382	2017-Pr.
10.	Rob Lange	1,330	1992-96
11.	Devon Dawson	1,310	2007-12
11.	Kharmen Wingard	1,281	2002-05
13.	Jim Regan	1,241	2009-13
14.	Mark Rouse	1,172	1998-02
15.	Jeff Redband	1,161	2016-Pr.
16.	Kevin Lange	1,152	1999-03
17.	Chris Moore	1,126	1996-00
18.	Chris Lewis	1,105	1988-90
19.	Jordan Greene	1,090	2011-15
20.	Danny McCabe	1,078	1884-98
21.	Therreon Blackwell	1,069	2002-06
22.	Russell John	1,061	1990-92
23.	Torrence Dyck	1,056	2014-16
24.	Deion Hamilton	1,029	2015-19
25.	Ralph Henderson	1,015	1986-88

POINTS PER GAME

1.	Torrence Dyck	20.7	2014-16
2.	Andrew Sischo	19.5	2017-Pr.
3.	Chris Lewis	18.4	1988-90
4.	Rob Robinson	17.8	1988-92
5.	Russell John	17.4	1990-92
6.	Dewan Stroud	16.8	2006-08
7.	David Skolen	16.5	1986-90
8.	Monty Montgomery	16.2	1996-01
9.	Jonathan Walker	15.3	2001-03
10.	Dom Mazzocchi	15.2	2010-12

FIELD GOALS

1.	David Skolen	687	1986-90
2.	Gerald Beverly	669	2011-15
3.	Brian Montanaro	656	2002-06
	Monty Montgomery	656	1996-01
5.	Rob Robinson	640	1988-92
6.	Andrew Sischo	557	2017-Pr.
7.	Casey Sheehan	544	2010-14
8.	Alex Nwora	532	1989-93
9.	Brian Pettit	519	1994-99
10.	Jim Regan	477	2009-13

FIELD GOAL % (MIN. 150 MADE)

1.	Chris Lewis	.615	1988-90
2.	Stefan Van Duluitgaarden	.606	1990-92
3.	Andrew Sischo	.593	2017-Pr.
4.	Gerald Beverly	.583	2011-15
5.	Kadeem Johnson	.581	2010-14
6.	Steve Chandler	.568	2002-04
7.	Joe Olsen	.559	2004-06
8.	Darnell Jackson	.554	2003-05
9.	Ralph Henderson	.549	1986-88
10.	Brian Pettit	.543	1994-99

THREE-POINT FIELD GOALS

1.	Brian Montanaro	288	2002-06
2.	David Skolen	279	1986-90
3.	Jeff Redband	252	2016-Pr.
4.	Kharmen Wingard	237	2002-05
5.	Jordan Greene	201	2011-15
6.	Mark Rouse	183	1998-02
7.	Kevin Lange	169	1999-03
8.	Jay Sarkis	162	2015-Pr.
9.	Casey Sheehan	147	2010-14
10.	Russell John	143	1990-92

THREE-POINT % (min. 50 made)

1.	David Skolen	.487	1986-90
2.	Jesse Lalka	.463	2013-17
3.	Rob Robinson	.433	1988-92
4.	Jeff Redband	.430	2016-Pr.
5.	Pete Loney	.426	2007-09
6.	Adrian Baugh	.424	1999-01
7.	Jay Sarkis	.419	2015-Pr.
8.	Brian Montanaro	.418	2002-06
9.	Kyle Clifford	.415	2013-15
10.	Donjuan Tyson	.403	2006-07

FREE THROWS

1.	Rob Robinson	630	1988-92
2.	Gerald Beverly	459	2011-15
3.	Alex Nwora	441	1989-93
4.	Monty Montgomery	427	1996-01
5.	Brian Pettit	373	1994-99
6.	Rob Lange	366	1992-96
7.	Brian Montanaro	320	2002-06
8.	Devon Dawson	275	2007-12
9.	Jonathan Walker	273	2001-03
10.	Casey Sheehan	271	2010-14

FREE THROWS (min. 100 made)

1.	Jeff Redband	.866	2016-Pr.
2.	David Skolen	.826	1986-90
3.	Jay Sarkis	.823	2015-Pr.
4.	Arif Mehmetaj	.806	2014-17
5.	Rob Robinson	.788	1988-92
	Mark Rouse	.788	1998-02
7.	Brian Montanaro	.786	2002-06
8.	Jaleo Wilkes	.773	2015-17
9.	Jeff Eaddy	.768	1986-90
10.	Monty Montgomery	.757	1996-01

REBOUNDS

1.	Alex Nwora	1,103	1989-93
2.	Gerald Beverly	1,004	2011-15
3.	Brian Pettit	991	1994-99
4.	Monty Montgomery	806	1996-01
5.	Andrew Sischo	720	2017-Pr.
6.	Jim Regan	587	2009-13
7.	Devon Dawson	585	2007-12
8.	Danny McCabe	570	1994-98
9.	Eder Joseph	542	1997-00
10.	Mario Torres	537	1990-94

REBOUNDS PER GAME

1.	Andrew Sischo	10.1	2017-Pr.
2.	Alex Nwora	9.3	1989-93
3.	Brian Pettit	8.7	1994-99
4.	Chris Lewis	8.5	1988-90
5.	Gerald Beverly	8.4	2011-15
6.	Steve Chandler	7.4	2002-04
7.	Monty Montgomery	7.2	1996-01
8.	Eder Joseph	6.7	1997-00
9.	Mario Torres	6.5	1990-94
	Jonathan Walker	6.5	2001-03

ASSISTS

1.	Mark Coppola	623	2010-14
2.	Rob Robinson	503	1988-92
3.	Casey Sheehan	470	2010-14
4.	Therreon Blackwell	438	2002-06
5.	Tim Foley	334	1990-95
6.	Mark Rouse	320	1998-02
7.	Anibal Soler	304	1997-00
8.	Steve Chandler	299	2002-04
9.	David Skolen	293	1986-90
10	Jay Sarkis	275	2015-Pr.

STEALS

1.	Devon Dawson	198	2007-12
2.	Therreon Blackwell	185	2002-06
	Casey Sheehan	185	2010-14
4.	Mark Coppola	168	2010-14
5.	Anibal Soler	165	1996-00
6.	Rob Robinson	161	1988-92
	Brian Montanaro	161	2002-06
8.	Alex Nwora	154	1989-93
9.	Breon Harris	143	2016-Pr.
10.	Monty Montgomery	135	1996-01
	Mark Rouse	135	1998-02

BLOCKS

1.	Gerald Beverly	330	2011-15
2.	Ron Wright	233	2004-06
3.	Brian Pettit	144	1994-99
4.	Jim Regan	117	2009-13
5.	Mario Torres	102	1990-94
6.	Kevin Lange	81	1999-03
	Jeff Redband	81	2016-Pr.
8.	Ralph Henderson	79	1986-88
9.	Garyce Hervey	78	1998-00
10.	Rob Lange	72	1992-96

SINGLE GAME RECORDS

POINTS

1. Rob Robinson 44 vs. Westminster (Pa.) 01/16/91

REBOUNDS

1. Jim Chapman 25 vs. New Jersey Inst. Of Tech. 11/26/88

ASSISTS

1. Rob Robinson 18 vs. Windsor 11/10/90

BLOCKED SHOTS

1. Gerald Beverly 12 vs. St. Thomas (Fla.) 12/17/14

STEALS

1. Derrick Henry 8 vs. SUNY Cortland 01/07/89

FIELD GOALS MADE

1. Ralph Henderson 16 vs. Waynesburg 02/06/88
Andrew Sischo 16 @ Molloy 02/08/19

FIELD GOALS ATTEMPTED

1. Russell John 32 vs. Ramapo 11/16/90

FREE THROWS MADE

1. Rob Robinson 21 vs. Point Park 02/02/91

FREE THROWS ATTEMPTED

1. Rob Robinson 24 vs. Point Park 02/02/91

3-POINT FIELD GOALS MADE

1. David Skolen 12 vs. Waynesburg 11/15/89

3-POINT FIELD GOALS ATTEMPTED

1. David Skolen 18 vs. Waynesburg 11/15/89



**2019-20 Daemen Men's Basketball
Season/Career Statistics
Specific games**

Page 1/1
as of Dec 18, 2019

Summary

Player	Season Statistics										Career Statistics									
	GP-GS	MIN/G	FG%	3FG%	FT%	R/G	A/G	STL	BLK	PTS/G	GP-GS	MIN/G	FG%	3FG%	FT%	R/G	A/G	STL	BLK	PTS/G
BASDEN, Ziv	7-0	2.4	.667	.000	.000	0.6	0.3	0	1	1.7	23-0	3.0	.741	.000	.545	1.2	0.1	2	1	2.0
BRADLEY, Ryan	9-0	11.3	.448	.200	.750	2.8	0.8	5	4	3.3	10-0	10.4	.448	.200	.750	2.5	0.7	5	4	3.0
DUAH, Jeffrey	4-0	1.0	.000	.000	.000	0.3	0.0	0	0	0.0	24-0	1.3	.111	.000	.333	0.2	0.2	0	0	0.1
HARRIS, Breon	9-7	26.0	.410	.404	.708	4.6	2.7	17	0	13.1	79-55	24.9	.427	.354	.702	3.4	2.4	142	23	9.7
HARRIS, Kyle	13-7	21.7	.524	.421	.900	2.8	1.3	2	3	7.0	13-7	21.7	.524	.421	.900	2.8	1.3	2	3	7.0
HINES, Da'Shawn	5-0	1.7	1.000	1.000	.000	0.0	0.4	1	0	1.0	16-0	0.9	.667	.500	1.000	0.1	0.2	2	0	0.6
HOLT, Tajmin	13-0	6.4	.321	.182	.000	0.8	0.5	4	4	1.5	17-0	5.1	.321	.182	.000	0.6	0.4	4	4	1.2
LUKE, Chris	11-0	1.9	.800	.000	.000	0.5	0.0	1	0	0.7	11-0	1.9	.800	.000	.000	0.5	0.0	1	0	0.7
REDBAND, Jeff	13-13	30.2	.404	.414	.923	3.8	1.5	13	14	11.4	101-98	29.9	.442	.430	.866	4.6	1.6	84	81	11.5
SALZBERG, Ryan	8-0	2.7	.857	.800	.000	0.5	0.0	3	0	2.0	8-0	2.7	.857	.800	.000	0.5	0.0	3	0	2.0
SARKIS, Jay	11-11	31.7	.370	.333	.647	1.8	2.7	12	0	7.3	93-87	30.4	.430	.421	.823	2.6	3.0	65	1	9.5
SISCHO, Andrew	13-13	34.2	.655	.417	.674	13.5	1.8	9	18	25.8	71-57	27.9	.593	.324	.692	10.1	1.1	44	71	19.5
SLACK, Keith	12-1	14.5	.446	.415	1.000	1.6	1.2	4	0	6.3	12-1	14.5	.446	.415	1.000	1.6	1.2	4	0	6.3
WALLACE, Joey	13-13	29.3	.396	.222	.795	5.7	3.2	12	1	9.9	13-13	29.3	.396	.222	.795	5.7	3.2	12	1	9.9
WILLIAMS, Donte'	13-0	6.6	.545	.417	.000	0.9	0.3	1	2	2.2	13-0	6.6	.545	.417	.000	0.9	0.3	1	2	2.2

Scoring

Player	Season Statistics								Career Statistics							
	FG-FGA	FG%	3FG-3FGA	3FG%	FT-FTA	FT%	PTS	PTS/G	FG-FGA	FG%	3FG-3FGA	3FG%	FT-FTA	FT%	PTS	PTS/G
BASDEN, Ziv	6-9	.667	0-1	.000	0-0	.000	12	1.7	20-27	.741	0-2	.000	6-11	.545	46	2.0
BRADLEY, Ryan	13-29	.448	1-5	.200	3-4	.750	30	3.3	13-29	.448	1-5	.200	3-4	.750	30	3.0
DUAH, Jeffrey	0-0	.000	0-0	.000	0-0	.000	0	0.0	1-9	.111	0-2	.000	1-3	.333	3	0.1
HARRIS, Breon	41-100	.410	19-47	.404	17-24	.708	118	13.1	270-633	.427	103-291	.354	127-181	.702	770	9.7
HARRIS, Kyle	33-63	.524	16-38	.421	9-10	.900	91	7.0	33-63	.524	16-38	.421	9-10	.900	91	7.0
HINES, Da'Shawn	2-2	1.000	1-1	1.000	0-0	.000	5	1.0	4-6	.667	1-2	.500	1-1	1.000	10	0.6
HOLT, Tajmin	9-28	.321	2-11	.182	0-1	.000	20	1.5	9-28	.321	2-11	.182	0-1	.000	20	1.2
LUKE, Chris	4-5	.800	0-0	.000	0-0	.000	8	0.7	4-5	.800	0-0	.000	0-0	.000	8	0.7
REDBAND, Jeff	44-109	.404	36-87	.414	24-26	.923	148	11.4	390-882	.442	252-586	.430	129-149	.866	1161	11.5
SALZBERG, Ryan	6-7	.857	4-5	.800	0-0	.000	16	2.0	6-7	.857	4-5	.800	0-0	.000	16	2.0
SARKIS, Jay	27-73	.370	15-45	.333	11-17	.647	80	7.3	281-654	.430	162-385	.421	163-198	.823	887	9.5
SISCHO, Andrew	133-203	.655	5-12	.417	64-95	.674	335	25.8	557-939	.593	12-37	.324	256-370	.692	1382	19.5
SLACK, Keith	25-56	.446	17-41	.415	8-8	1.000	75	6.3	25-56	.446	17-41	.415	8-8	1.000	75	6.3
WALLACE, Joey	42-106	.396	10-45	.222	35-44	.795	129	9.9	42-106	.396	10-45	.222	35-44	.795	129	9.9
WILLIAMS, Donte'	12-22	.545	5-12	.417	0-0	.000	29	2.2	12-22	.545	5-12	.417	0-0	.000	29	2.2

Totals

Player	Season Statistics									Career Statistics								
	O-REB	D-REB	TOTAL	PF	FO	A	TO	A/TO		O-REB	D-REB	TOTAL	PF	FO	A	TO	A/TO	
BASDEN, Ziv	2	2	4	3	0	2	0	0.0		12	16	28	10	0	3	5	0.6	
BRADLEY, Ryan	11	14	25	17	0	7	11	0.6		11	14	25	17	0	7	11	0.6	
DUAH, Jeffrey	0	1	1	0	0	0	1	0.0		2	3	5	2	0	5	4	1.3	
HARRIS, Breon	6	35	41	29	1	24	25	1.0		43	229	272	158	5	186	176	1.1	
HARRIS, Kyle	8	28	36	30	1	17	17	1.0		8	28	36	30	1	17	17	1.0	
HINES, Da'Shawn	0	0	0	0	0	2	0	0.0		0	1	1	1	0	3	1	3.0	
HOLT, Tajmin	4	7	11	9	0	6	6	1.0		4	7	11	9	0	6	6	1.0	
LUKE, Chris	2	4	6	8	0	0	1	0.0		2	4	6	8	0	0	1	0.0	
REDBAND, Jeff	9	41	50	23	0	19	20	1.0		121	343	464	197	4	160	135	1.2	
SALZBERG, Ryan	2	2	4	3	0	0	0	0.0		2	2	4	3	0	0	0	0.0	
SARKIS, Jay	2	18	20	10	0	30	19	1.6		28	217	245	138	3	275	193	1.4	
SISCHO, Andrew	69	107	176	39	0	23	49	0.5		264	455	719	182	0	81	172	0.5	
SLACK, Keith	2	17	19	9	0	14	10	1.4		2	17	19	9	0	14	10	1.4	
WALLACE, Joey	19	55	74	36	1	41	35	1.2		19	55	74	36	1	41	35	1.2	
WILLIAMS, Donte'	3	9	12	10	0	4	6	0.7		3	9	12	10	0	4	6	0.7	



**2019-20 Daemen Men's Basketball
Season Box Score
Specific games**

Page 1/1
as of Dec 18, 2019

Game Records

Record	Overall	Home	Away	Neutral
ALL GAMES	11-2	8-0	2-1	1-1
CONFERENCE	2-1	1-0	1-1	0-0
NON-CONFERENCE	9-1	7-0	1-0	1-1

Team Box Score

No.	Player				Total		3-Point		F-Throw		Rebounds													
		GP-GS	MIN	AVG	FG-FGA	FG%	3FG-FGA	3FG%	FT-FTA	FT%	OFF	DEF	TOT	AVG	PF	DQ	A	TO	BLK	STL	PTS	AVG		
22	SISCHO, Andrew	13-13	444:25	34.2	133-203	.655	5-12	.417	64-95	.674	69	107	176	13.5	39	0	23	49	18	9	335	25.8		
2	HARRIS, Breon	9-7	234:07	26.0	41-100	.410	19-47	.404	17-24	.708	6	35	41	4.6	29	1	24	25	0	17	118	13.		
44	REDBAND, Jeff	13-13	392:07	30.2	44-109	.404	36-87	.414	24-26	.923	9	41	50	3.8	23	0	19	20	14	13	148	11.4		
23	WALLACE, Joey	13-13	381:30	29.3	42-106	.396	10-45	.222	35-44	.795	19	55	74	5.7	36	1	41	35	1	12	129	9.9		
5	SARKIS, Jay	11-11	348:26	31.7	27-73	.370	15-45	.333	11-17	.647	2	18	20	1.8	10	0	30	19	0	12	80	7.3		
12	HARRIS, Kyle	13-7	282:24	21.7	33-63	.524	16-38	.421	9-10	.900	8	28	36	2.8	30	1	17	17	3	2	91	7.0		
15	SLACK, Keith	12-1	173:44	14.5	25-56	.446	17-41	.415	8-8	1.000	2	17	19	1.6	9	0	14	10	0	4	75	6.3		
25	BRADLEY, Ryan	9-0	101:50	11.3	13-29	.448	1-5	.200	3-4	.750	11	14	25	2.8	17	0	7	11	4	5	30	3.3		
10	WILLIAMS, Donte'	13-0	86:02	6.6	12-22	.545	5-12	.417	0-0	.000	3	9	12	0.9	10	0	4	6	2	1	29	2.2		
20	SALZBERG, Ryan	8-0	21:45	2.7	6-7	.857	4-5	.800	0-0	.000	2	2	4	0.5	3	0	0	0	0	3	16	2.0		
24	BASDEN, Ziv	7-0	16:50	2.4	6-9	.667	0-1	.000	0-0	.000	2	2	4	0.6	3	0	2	0	1	0	12	1.7		
3	HOLT, Tajmin	13-0	83:22	6.4	9-28	.321	2-11	.182	0-1	.000	4	7	11	0.8	9	0	6	6	4	4	20	1.5		
14	HINES, Da'Shawn	5-0	08:34	1.7	2-2	1.000	1-1	1.000	0-0	.000	0	0	0	0.0	0	0	2	0	0	1	5	1.0		
34	LUKE, Chris	11-0	20:54	1.9	4-5	.800	0-0	.000	0-0	.000	2	4	6	0.5	8	0	0	1	0	1	8	0.7		
4	DUAH, Jeffrey	4-0	04:02	1.0	0-0	.000	0-0	.000	0-0	.000	0	1	1	0.3	0	0	0	1	0	0	0	0.0		
Team											13	23	36					2						
Total		13	2600		397-812	.489	131-350	.374	171-229	.747	152	363	515	39.6	226	3	189	202	47	84	1096	84.3		
Opponents		13	2600		335-784	.427	112-329	.340	161-219	.735	111	298	409	31.5	240	-	141	197	30	96	943	72.5		

Score by Periods

Team	1st	2nd	OT	TOT
Daemen	508	588	0	1096
Opponents	471	472	0	943



2019-20 Daemen Men's Basketball
Overall Team Statistics
Specific games

Page 1/1
as of Dec 18, 2019

Team Statistics

	DAEMEN	OPP
Scoring	1096	943
Points per game	84.3	72.5
Scoring margin	+11.8	-
Field goals-att	397-812	335-784
Field goal pct	.489	.427
3 point fg-att	131-350	112-329
3-point FG pct	.374	.340
3-pt FG made per game	10.1	8.6
Free throws-att	171-229	161-219
Free throw pct	.747	.735
F-Throws made per game	13.2	12.4
Rebounds	515	409
Rebounds per game	39.6	31.5
Rebounding margin	+8.2	-
Assists	189	141
Assists per game	14.5	10.8
Turnovers	202	197
Turnovers per game	15.5	15.2
Turnover margin	-0.4	-
Assist/turnover ratio	0.9	0.7
Steals	84	96
Steals per game	6.5	7.4
Blocks	47	30
Blocks per game	3.6	2.3
Winning streak	0	-
Home win streak	8	-
Attendance	3656	361
Home games-Avg/Game	8-457	3-120
Neutral site-Avg/Game	-	2-1145

Score by Periods

Team	1st	2nd	OT	TOT
Daemen	508	588	0	1096
Opponents	471	472	0	943



**2019-20 Daemen Men's Basketball
Season Schedule/Results & Leaders
Specific games**

Page 1/1
as of Dec 18, 2019

Game Records

Record	Overall	Home	Away	Neutral
ALL GAMES	11-2	8-0	2-1	1-1
CONFERENCE	2-1	1-0	1-1	0-0
NON-CONFERENCE	9-1	7-0	1-0	1-1

Team Results

Date	Opponent		Score	Att.	High Points	High Rebounds
11/01/2019	vs Northwest Mo. St.	L	65-85	685	(24) SISCHO, Andrew	(15) SISCHO, Andrew
11/02/2019	vs Missouri Western	W	68-64	1604	(15) REDBAND, Jeff	(12) SISCHO, Andrew
11/08/2019	Felician	W	95-80	450	(31) SISCHO, Andrew	(19) SISCHO, Andrew
11/09/2019	Nyack	W	80-74	380	(34) SISCHO, Andrew	(17) SISCHO, Andrew
11/14/2019	Mercyhurst	W	67-65	375	(22) SISCHO, Andrew	(11) SISCHO, Andrew
11/16/2019	West Liberty	W	98-83	408	(29) SISCHO, Andrew	(18) SISCHO, Andrew
11/19/2019	Le Moyne	W	89-79	384	(27) SISCHO, Andrew	(11) SISCHO, Andrew
11/23/2019	Wilmington (DE)	W	83-81	1025	(24) SISCHO, Andrew	(8) SISCHO, Andrew (8) WALLACE, Joey
11/30/2019	at USciences	W	83-57	110	(25) REDBAND, Jeff	(20) SISCHO, Andrew
12/04/2019	Salem (WV)	W	89-59	245	(34) SISCHO, Andrew	(12) SISCHO, Andrew
12/07/2019	Roberts Wesleyan	W	96-70	389	(27) SISCHO, Andrew	(11) SISCHO, Andrew
12/13/2019	at Mercy	W	103-59	114	(26) SISCHO, Andrew	(12) WALLACE, Joey
12/15/2019	at St. Thomas Aquinas	L	80-87	137	(30) SISCHO, Andrew	(13) SISCHO, Andrew

Attendance Summary

	Games	Attend	Avg/Game
Home	8	3656	457
Away	3	361	120
Neutral	2	2289	1145
Total	13	6306	485



2019-20 Daemen Men's Basketball Combined Team Statistics Specific games

Page 1/1
as of Dec 18, 2019

Game Records

Record	Overall	Home	Away	Neutral
ALL GAMES	11-2	8-0	2-1	1-1
CONFERENCE	2-1	1-0	1-1	0-0
NON-CONFERENCE	9-1	7-0	1-0	1-1

Score by Periods

Team	1st	2nd	OT	TOT
Daemen	508	588	0	1096
Opponents	471	472	0	943

Team Box Score

No.	Player				Total		3-Point		F-Throw		Rebounds													
		GP-GS	MIN	AVG	FG-FGA	FG%	3FG-FGA	3FG%	FT-FTA	FT%	OFF	DEF	TOT	AVG	PF	DQ	A	TO	BLK	STL	PTS	AVG		
22	SISCHO, Andrew	13-13	444:25	34.2	133-203	.655	5-12	.417	64-95	.674	69	107	176	13.5	39	0	23	49	18	9	335	25.8		
2	HARRIS, Breon	9-7	234:07	26.0	41-100	.410	19-47	.404	17-24	.708	6	35	41	4.6	29	1	24	25	0	17	118	13.1		
44	REDBAND, Jeff	13-13	392:07	30.2	44-109	.404	36-87	.414	24-26	.923	9	41	50	3.8	23	0	19	20	14	13	148	11.4		
23	WALLACE, Joey	13-13	381:30	29.3	42-106	.396	10-45	.222	35-44	.795	19	55	74	5.7	36	1	41	35	1	12	129	9.9		
5	SARKIS, Jay	11-11	348:26	31.7	27-73	.370	15-45	.333	11-17	.647	2	18	20	1.8	10	0	30	19	0	12	80	7.3		
12	HARRIS, Kyle	13-7	282:24	21.7	33-63	.524	16-38	.421	9-10	.900	8	28	36	2.8	30	1	17	17	3	2	91	7.0		
15	SLACK, Keith	12-1	173:44	14.5	25-56	.446	17-41	.415	8-8	1.000	2	17	19	1.6	9	0	14	10	0	4	75	6.3		
25	BRADLEY, Ryan	9-0	101:50	11.3	13-29	.448	1-5	.200	3-4	.750	11	14	25	2.8	17	0	7	11	4	5	30	3.3		
10	WILLIAMS, Donte'	13-0	86:02	6.6	12-22	.545	5-12	.417	0-0	.000	3	9	12	0.9	10	0	4	6	2	1	29	2.2		
20	SALZBERG, Ryan	8-0	21:45	2.7	6-7	.857	4-5	.800	0-0	.000	2	2	4	0.5	3	0	0	0	0	3	16	2.0		
24	BASDEN, Ziv	7-0	16:50	2.4	6-9	.667	0-1	.000	0-0	.000	2	2	4	0.6	3	0	2	0	1	0	12	1.7		
3	HOLT, Tajmin	13-0	83:22	6.4	9-28	.321	2-11	.182	0-1	.000	4	7	11	0.8	9	0	6	6	4	4	20	1.5		
14	HINES, Da'Shawn	5-0	08:34	1.7	2-2	1.000	1-1	1.000	0-0	.000	0	0	0	0.0	0	0	2	0	0	1	5	1.0		
34	LUKE, Chris	11-0	20:54	1.9	4-5	.800	0-0	.000	0-0	.000	2	4	6	0.5	8	0	0	1	0	1	8	0.7		
4	DUAH, Jeffrey	4-0	04:02	1.0	0-0	.000	0-0	.000	0-0	.000	0	1	1	0.3	0	0	0	1	0	0	0	0.0		
Team											13	23	36					2						
Total		13	2600		397-812	.489	131-350	.374	171-229	.747	152	363	515	39.6	226	3	189	202	47	84	1096	84.3		
Opponents		13	2600		335-784	.427	112-329	.340	161-219	.735	111	298	409	31.5	240	-	141	197	30	96	943	72.5		

Team Statistics

	DAEMEN	OPP
Scoring	1096	943
Points per game	84.3	72.5
Scoring margin	+11.8	-
Field goals-att	397-812	335-784
Field goal pct	.489	.427
3 point fg-att	131-350	112-329
3-point FG pct	.374	.340
3-pt FG made per game	10.1	8.6
Free throws-att	171-229	161-219
Free throw pct	.747	.735
F-Throws made per game	13.2	12.4
Rebounds	515	409
Rebounds per game	39.6	31.5
Rebounding margin	+8.2	-
Assists	189	141
Assists per game	14.5	10.8
Turnovers	202	197
Turnovers per game	15.5	15.2
Turnover margin	-0.4	-
Assist/turnover ratio	0.9	0.7
Steals	84	96
Steals per game	6.5	7.4
Blocks	47	30
Blocks per game	3.6	2.3
Winning streak	0	-
Home win streak	8	-
Attendance	3656	361
Home games-Avg/Game	8-457	3-120
Neutral site-Avg/Game	-	2-1145

Team Results

Date	Opponent		Score	Att.
11/01/2019	vs Northwest Mo. St.	L	65-85	685
11/02/2019	vs Missouri Western	W	68-64	1604
11/08/2019	Felician	W	95-80	450
11/09/2019	Nyack	W	80-74	380
11/14/2019	Mercyhurst	W	67-65	375
11/16/2019	West Liberty	W	98-83	408
11/19/2019	Le Moyne	W	89-79	384
11/23/2019	Wilmington (DE)	W	83-81	1025
11/30/2019	at USciences	W	83-57	110
12/04/2019	Salem (WV)	W	89-59	245
12/07/2019	Roberts Wesleyan	W	96-70	389
12/13/2019	at Mercy	W	103-59	114
12/15/2019	at St. Thomas Aquinas	L	80-87	137



**2019-20 Daemen Men's Basketball
Individual Game-by-Game
Specific games**

Page 1/15
as of Dec 18, 2019

#2 HARRIS, Breon

Opponent	Date	GS	MIN	Total		3-Pointers		Free throws		Rebounds				PF	A	T/O	BLK	STL	PTS	AVG
				FG-FGA	PCT	3FG-3FGA	PCT	FT-FTA	PCT	OFF	DEF	TOT	AVG							
vs Northwest Mo. St.	11/01/2019	*	11:30	0-3	.000	0-3	.000	0-0	.000	0	1	1	1.0	5	0	3	0	0	0	0.0
Felician	11/08/2019	*	34:12	7-16	.438	2-6	.333	2-4	.500	2	5	7	4.0	3	6	4	0	3	18	9.0
Nyack	11/09/2019	*	31:55	4-11	.364	2-5	.400	1-2	.500	2	9	11	6.3	4	7	3	0	1	11	9.7
Mercyhurst	11/14/2019	*	21:23	1-6	.167	0-3	.000	2-2	1.000	0	1	1	5.0	4	1	4	0	0	4	8.3
West Liberty	11/16/2019	*	29:02	5-11	.455	3-6	.500	4-7	.571	0	3	3	4.6	3	2	6	0	4	17	10.0
Le Moyne	11/19/2019	*	30:44	5-14	.357	4-7	.571	0-0	.000	0	4	4	4.5	3	2	1	0	2	14	10.7
Wilmington (DE)	11/23/2019	*	29:21	7-17	.412	4-8	.500	3-4	.750	0	4	4	4.4	2	3	1	0	3	21	12.1
at Mercy	12/13/2019		21:00	5-9	.556	1-2	.500	0-0	.000	1	5	6	4.6	1	2	1	0	3	11	12.0
at St. Thomas Aquinas	12/15/2019		25:00	7-13	.538	3-7	.429	5-5	1.000	1	3	4	4.6	4	1	2	0	1	22	13.1
Totals		7	234:07	41-100	.410	19-47	.404	17-24	.708	6	35	41	4.6	29	24	25	0	17	118	13.1

Player Averages

Games Played	Minutes/ game	Points/ game	FG Pct	3FG Pct	FT Pct	Rebounds/ game	Assists/ game	Turnovers/ game	Assist/Turnover ratio	Steals/ game	Blocks/ game
9	26.0	13.1	41.0	40.4	70.8	4.6	2.7	2.8	1.0	1.9	0.0



2019-20 Daemen Men's Basketball
Individual Game-by-Game
Specific games

Page 2/15
as of Dec 18, 2019

#3 HOLT, Tajmin

Opponent	Date	GS	MIN	Total		3-Pointers		Free throws		Rebounds				PF	A	T/O	BLK	STL	PTS	AVG
				FG-FGA	PCT	3FG-3FGA	PCT	FT-FTA	PCT	OFF	DEF	TOT	AVG							
vs Northwest Mo. St.	11/01/2019		02:53	0-1	.000	0-1	.000	0-0	.000	0	0	0	0.0	0	0	0	0	0	0	0.0
vs Missouri Western	11/02/2019		04:30	0-0	.000	0-0	.000	0-0	.000	1	1	2	1.0	2	0	1	0	0	0	0.0
Felician	11/08/2019		01:06	0-0	.000	0-0	.000	0-0	.000	0	0	0	0.7	0	0	0	0	0	0	0.0
Nyack	11/09/2019		10:02	1-2	.500	1-2	.500	0-0	.000	0	0	0	0.5	2	0	0	1	0	3	0.8
Mercyhurst	11/14/2019		01:47	0-0	.000	0-0	.000	0-0	.000	0	0	0	0.4	0	0	0	0	0	0	0.6
West Liberty	11/16/2019		06:40	0-4	.000	0-2	.000	0-0	.000	1	0	1	0.5	0	2	0	0	1	0	0.5
Le Moyne	11/19/2019		07:25	1-3	.333	0-2	.000	0-0	.000	0	0	0	0.4	0	0	0	0	0	2	0.7
Wilmington (DE)	11/23/2019		03:34	0-2	.000	0-0	.000	0-0	.000	1	0	1	0.5	0	0	0	0	0	0	0.6
at USciences	11/30/2019		08:47	0-2	.000	0-1	.000	0-0	.000	0	0	0	0.4	0	1	0	0	0	0	0.6
Salem (WV)	12/04/2019		14:21	3-6	.500	0-1	.000	0-1	.000	0	1	1	0.5	2	1	2	2	1	6	1.1
Roberts Wesleyan	12/07/2019		10:16	3-6	.500	1-2	.500	0-0	.000	0	1	1	0.5	0	0	0	1	1	7	1.6
at Mercy	12/13/2019		09:00	1-1	1.000	0-0	.000	0-0	.000	1	4	5	0.9	1	2	1	0	1	2	1.7
at St. Thomas Aquinas	12/15/2019		03:00	0-1	.000	0-0	.000	0-0	.000	0	0	0	0.8	2	0	2	0	0	0	1.5
Totals		0	83:22	9-28	.321	2-11	.182	0-1	.000	4	7	11	0.8	9	6	6	4	4	20	1.5

Player Averages

Games Played	Minutes/ game	Points/ game	FG Pct	3FG Pct	FT Pct	Rebounds/ game	Assists/ game	Turnovers/ game	Assist/Turnover ratio	Steals/ game	Blocks/ game
13	6.4	1.5	32.1	18.2	0.0	0.8	0.5	0.5	1.0	0.3	0.3



2019-20 Daemen Men's Basketball
Individual Game-by-Game
Specific games

Page 3/15
as of Dec 18, 2019

#4 DUAH, Jeffrey

Opponent	Date	GS	MIN	Total		3-Pointers		Free throws		Rebounds				PF	A	T/O	BLK	STL	PTS	AVG
				FG-FGA	PCT	3FG-3FGA	PCT	FT-FTA	PCT	OFF	DEF	TOT	AVG							
West Liberty	11/16/2019		00:32	0-0	.000	0-0	.000	0-0	.000	0	0	0	0.0	0	0	1	0	0	0	0.0
Salem (WV)	12/04/2019		00:50	0-0	.000	0-0	.000	0-0	.000	0	0	0	0.0	0	0	0	0	0	0	0.0
Roberts Wesleyan	12/07/2019		00:41	0-0	.000	0-0	.000	0-0	.000	0	0	0	0.0	0	0	0	0	0	0	0.0
at Mercy	12/13/2019		02:00	0-0	.000	0-0	.000	0-0	.000	0	1	1	0.3	0	0	0	0	0	0	0.0
Totals		0	04:02	0-0	.000	0-0	.000	0-0	.000	0	1	1	0.3	0	0	1	0	0	0	0.0

Player Averages

Games Played	Minutes/ game	Points/ game	FG Pct	3FG Pct	FT Pct	Rebounds/ game	Assists/ game	Turnovers/ game	Assist/Turnover ratio	Steals/ game	Blocks/ game
4	1.0	0.0	0.0	0.0	0.0	0.3	0.0	0.3	0.0	0.0	0.0



**2019-20 Daemen Men's Basketball
Individual Game-by-Game
Specific games**

Page 4/15
as of Dec 18, 2019

#5 SARKIS, Jay

Opponent	Date	GS	MIN	Total		3-Pointers		Free throws		Rebounds				PF	A	T/O	BLK	STL	PTS	AVG
				FG-FGA	PCT	3FG-3FGA	PCT	FT-FTA	PCT	OFF	DEF	TOT	AVG							
vs Northwest Mo. St.	11/01/2019	*	35:01	1-5	.200	0-3	.000	0-0	.000	0	0	0	0.0	0	2	2	0	0	2	2.0
vs Missouri Western	11/02/2019	*	37:06	2-8	.250	1-4	.250	2-2	1.000	0	1	1	0.5	0	1	4	0	0	7	4.5
Felician	11/08/2019	*	31:49	5-9	.556	1-3	.333	0-0	.000	0	2	2	1.0	1	3	1	0	1	11	6.7
Nyack	11/09/2019	*	30:46	2-11	.182	2-7	.286	0-0	.000	0	2	2	1.3	1	2	2	0	0	6	6.5
Mercyhurst	11/14/2019	*	32:53	2-2	1.000	2-2	1.000	4-6	.667	0	0	0	1.0	0	1	3	0	2	10	7.2
Wilmington (DE)	11/23/2019	*	25:40	0-4	.000	0-3	.000	0-0	.000	0	2	2	1.2	2	4	1	0	1	0	6.0
at USciences	11/30/2019	*	34:47	2-7	.286	1-4	.250	1-4	.250	0	1	1	1.1	2	5	2	0	2	6	6.0
Salem (WV)	12/04/2019	*	29:56	4-9	.444	3-7	.429	0-0	.000	2	4	6	1.8	0	8	2	0	3	11	6.6
Roberts Wesleyan	12/07/2019	*	35:28	5-8	.625	2-5	.400	2-2	1.000	0	1	1	1.7	1	0	1	0	3	14	7.4
at Mercy	12/13/2019	*	23:00	3-6	.500	2-4	.500	1-1	1.000	0	2	2	1.7	0	3	1	0	0	9	7.6
at St. Thomas Aquinas	12/15/2019	*	32:00	1-4	.250	1-3	.333	1-2	.500	0	3	3	1.8	3	1	0	0	0	4	7.3
Totals		11	348:26	27-73	.370	15-45	.333	11-17	.647	2	18	20	1.8	10	30	19	0	12	80	7.3

Player Averages

Games Played	Minutes/game	Points/game	FG Pct	3FG Pct	FT Pct	Rebounds/game	Assists/game	Turnovers/game	Assist/Turnover ratio	Steals/game	Blocks/game
11	31.7	7.3	37.0	33.3	64.7	1.8	2.7	1.7	1.6	1.1	0.0



**2019-20 Daemen Men's Basketball
Individual Game-by-Game
Specific games**

Page 5/15
as of Dec 18, 2019

#10 WILLIAMS, Donte'

Opponent	Date	GS	MIN	Total		3-Pointers		Free throws		Rebounds				PF	A	T/O	BLK	STL	PTS	AVG
				FG-FGA	PCT	3FG-3FGA	PCT	FT-FTA	PCT	OFF	DEF	TOT	AVG							
vs Northwest Mo. St.	11/01/2019		14:34	3-4	.750	2-3	.667	0-0	.000	0	0	0	0.0	2	2	2	0	0	8	8.0
vs Missouri Western	11/02/2019		10:35	2-3	.667	1-2	.500	0-0	.000	2	1	3	1.5	0	0	1	0	0	5	6.5
Felician	11/08/2019		14:47	2-4	.500	0-2	.000	0-0	.000	0	4	4	2.3	1	2	1	0	0	4	5.7
Nyack	11/09/2019		05:06	0-1	.000	0-1	.000	0-0	.000	0	0	0	1.8	0	0	0	0	0	0	4.3
Mercyhurst	11/14/2019		01:08	0-0	.000	0-0	.000	0-0	.000	0	0	0	1.4	0	0	0	0	0	0	3.4
West Liberty	11/16/2019		02:43	2-2	1.000	0-0	.000	0-0	.000	0	0	0	1.2	1	0	0	0	0	4	3.5
Le Moyne	11/19/2019		06:47	1-1	1.000	0-0	.000	0-0	.000	0	1	1	1.1	0	0	0	0	0	2	3.3
Wilmington (DE)	11/23/2019		03:06	0-0	.000	0-0	.000	0-0	.000	0	1	1	1.1	1	0	0	0	1	0	2.9
at USciences	11/30/2019		06:36	2-4	.500	2-3	.667	0-0	.000	0	0	0	1.0	2	0	0	0	0	6	3.2
Salem (WV)	12/04/2019		04:52	0-1	.000	0-0	.000	0-0	.000	1	2	3	1.2	0	0	2	1	0	0	2.9
Roberts Wesleyan	12/07/2019		01:48	0-1	.000	0-0	.000	0-0	.000	0	0	0	1.1	0	0	0	0	0	0	2.6
at Mercy	12/13/2019		14:00	0-1	.000	0-1	.000	0-0	.000	0	0	0	1.0	2	0	0	1	0	0	2.4
at St. Thomas Aquinas	12/15/2019		00:00	0-0	.000	0-0	.000	0-0	.000	0	0	0	0.9	1	0	0	0	0	0	2.2
Totals		0	86:02	12-22	.545	5-12	.417	0-0	.000	3	9	12	0.9	10	4	6	2	1	29	2.2

Player Averages

Games Played	Minutes/game	Points/game	FG Pct	3FG Pct	FT Pct	Rebounds/game	Assists/game	Turnovers/game	Assist/Turnover ratio	Steals/game	Blocks/game
13	6.6	2.2	54.5	41.7	0.0	0.9	0.3	0.5	0.7	0.1	0.2



**2019-20 Daemen Men's Basketball
Individual Game-by-Game
Specific games**

Page 6/15
as of Dec 18, 2019

#12 HARRIS, Kyle

Opponent	Date	GS	MIN	Total		3-Pointers		Free throws		Rebounds				PF	A	T/O	BLK	STL	PTS	AVG
				FG-FGA	PCT	3FG-3FGA	PCT	FT-FTA	PCT	OFF	DEF	TOT	AVG							
vs Northwest Mo. St.	11/01/2019		21:42	1-4	.250	1-4	.250	2-2	1.000	0	2	2	2.0	4	2	0	0	1	5	5.0
vs Missouri Western	11/02/2019		19:17	5-9	.556	1-4	.250	0-0	.000	1	1	2	2.0	5	0	2	0	0	11	8.0
Felician	11/08/2019		15:30	4-4	1.000	2-2	1.000	0-0	.000	0	2	2	2.0	1	0	2	0	0	10	8.7
Nyack	11/09/2019		08:05	0-1	.000	0-0	.000	0-0	.000	0	0	0	1.5	0	1	2	0	0	0	6.5
Mercyhurst	11/14/2019		23:39	5-5	1.000	1-1	1.000	0-0	.000	1	2	3	1.8	2	1	2	0	0	11	7.4
West Liberty	11/16/2019	*	29:55	3-6	.500	3-5	.600	2-2	1.000	0	4	4	2.2	2	0	5	0	0	11	8.0
Le Moyne	11/19/2019	*	29:48	3-5	.600	1-3	.333	0-0	.000	2	1	3	2.3	2	4	1	1	0	7	7.9
Wilmington (DE)	11/23/2019		19:43	1-3	.333	1-2	.500	0-0	.000	2	2	4	2.5	2	3	0	0	0	3	7.3
at USciences	11/30/2019	*	19:20	2-6	.333	1-4	.250	2-2	1.000	1	0	1	2.3	4	2	0	1	0	7	7.2
Salem (WV)	12/04/2019	*	27:54	5-8	.625	4-6	.667	0-0	.000	0	7	7	2.8	1	1	1	0	0	14	7.9
Roberts Wesleyan	12/07/2019	*	22:31	1-3	.333	0-1	.000	2-2	1.000	0	3	3	2.8	3	1	2	0	0	4	7.5
at Mercy	12/13/2019	*	21:00	2-5	.400	1-4	.250	0-0	.000	1	2	3	2.8	0	1	0	0	0	5	7.3
at St. Thomas Aquinas	12/15/2019	*	24:00	1-4	.250	0-2	.000	1-2	.500	0	2	2	2.8	4	1	0	1	1	3	7.0
Totals		7	282:24	33-63	.524	16-38	.421	9-10	.900	8	28	36	2.8	30	17	17	3	2	91	7.0

Player Averages

Games Played	Minutes/ game	Points/ game	FG Pct	3FG Pct	FT Pct	Rebounds/ game	Assists/ game	Turnovers/ game	Assist/Turnover ratio	Steals/ game	Blocks/ game
13	21.7	7.0	52.4	42.1	90.0	2.8	1.3	1.3	1.0	0.2	0.2



2019-20 Daemen Men's Basketball
Individual Game-by-Game
Specific games

Page 7/15
as of Dec 18, 2019

#14 HINES, Da'shawn

Opponent	Date	GS	MIN	Total		3-Pointers		Free throws		Rebounds				PF	A	T/O	BLK	STL	PTS	AVG
				FG-FGA	PCT	3FG-3FGA	PCT	FT-FTA	PCT	OFF	DEF	TOT	AVG							
West Liberty	11/16/2019		00:37	0-0	.000	0-0	.000	0-0	.000	0	0	0	0.0	0	0	0	0	0	0	0.0
at USciences	11/30/2019		01:13	0-0	.000	0-0	.000	0-0	.000	0	0	0	0.0	0	0	0	0	0	0	0.0
Salem (WV)	12/04/2019		00:50	1-1	1.000	0-0	.000	0-0	.000	0	0	0	0.0	0	0	0	0	0	2	0.7
Roberts Wesleyan	12/07/2019		00:54	1-1	1.000	1-1	1.000	0-0	.000	0	0	0	0.0	0	0	0	0	0	3	1.3
at Mercy	12/13/2019		05:00	0-0	.000	0-0	.000	0-0	.000	0	0	0	0.0	0	2	0	0	1	0	1.0
Totals		0	08:34	2-2	1.000	1-1	1.000	0-0	.000	0	0	0	0.0	0	2	0	0	1	5	1.0

Player Averages

Games Played	Minutes/game	Points/game	FG Pct	3FG Pct	FT Pct	Rebounds/game	Assists/game	Turnovers/game	Assist/Turnover ratio	Steals/game	Blocks/game
5	1.7	1.0	100.0	100.0	0.0	0.0	0.4	0.0	0.0	0.2	0.0



**2019-20 Daemen Men's Basketball
Individual Game-by-Game
Specific games**

Page 8/15
as of Dec 18, 2019

#15 SLACK, Keith

Opponent	Date	GS	MIN	Total		3-Pointers		Free throws		Rebounds				PF	A	T/O	BLK	STL	PTS	AVG
				FG-FGA	PCT	3FG-3FGA	PCT	FT-FTA	PCT	OFF	DEF	TOT	AVG							
vs Northwest Mo. St.	11/01/2019		14:24	1-2	.500	1-2	.500	0-0	.000	0	1	1	1.0	0	0	0	0	0	3	3.0
vs Missouri Western	11/02/2019	*	23:19	4-9	.444	3-7	.429	0-0	.000	0	2	2	1.5	3	0	1	0	0	11	7.0
Felician	11/08/2019		11:45	2-3	.667	1-2	.500	0-0	.000	0	0	0	1.0	1	0	0	0	0	5	6.3
Nyack	11/09/2019		11:13	1-3	.333	0-2	.000	0-0	.000	0	2	2	1.3	1	2	1	0	0	2	5.3
West Liberty	11/16/2019		19:48	2-6	.333	2-5	.400	0-0	.000	0	2	2	1.4	1	3	3	0	1	6	5.4
Le Moyne	11/19/2019		16:22	2-8	.250	1-6	.167	2-2	1.000	1	1	2	1.5	0	2	0	0	0	7	5.7
Wilmington (DE)	11/23/2019		08:39	1-3	.333	1-2	.500	0-0	.000	1	0	1	1.4	0	1	0	0	1	3	5.3
at USciences	11/30/2019		16:25	4-8	.500	2-4	.500	0-0	.000	0	1	1	1.4	0	2	1	0	0	10	5.9
Salem (WV)	12/04/2019		16:24	1-4	.250	0-3	.000	0-0	.000	0	4	4	1.7	1	3	2	0	1	2	5.4
Roberts Wesleyan	12/07/2019		17:24	2-3	.667	1-2	.500	6-6	1.000	0	3	3	1.8	1	0	1	0	0	11	6.0
at Mercy	12/13/2019		13:00	5-6	.833	5-6	.833	0-0	.000	0	1	1	1.7	0	1	0	0	1	15	6.8
at St. Thomas Aquinas	12/15/2019		05:00	0-1	.000	0-0	.000	0-0	.000	0	0	0	1.6	1	0	1	0	0	0	6.3
Totals		1	173:44	25-56	.446	17-41	.415	8-8	1.000	2	17	19	1.6	9	14	10	0	4	75	6.3

Player Averages

Games Played	Minutes/game	Points/game	FG Pct	3FG Pct	FT Pct	Rebounds/game	Assists/game	Turnovers/game	Assist/Turnover ratio	Steals/game	Blocks/game
12	14.5	6.3	44.6	41.5	100.0	1.6	1.2	0.8	1.4	0.3	0.0



2019-20 Daemen Men's Basketball
Individual Game-by-Game
Specific games

Page 9/15
as of Dec 18, 2019

#20 SALZBERG, Ryan

Opponent	Date	GS	MIN	Total		3-Pointers		Free throws		Rebounds				PF	A	T/O	BLK	STL	PTS	AVG
				FG-FGA	PCT	3FG-3FGA	PCT	FT-FTA	PCT	OFF	DEF	TOT	AVG							
Mercyhurst	11/14/2019		00:02	0-0	.000	0-0	.000	0-0	.000	0	0	0	0.0	0	0	0	0	0	0	0.0
West Liberty	11/16/2019		00:38	0-0	.000	0-0	.000	0-0	.000	0	0	0	0.0	0	0	0	0	0	0	0.0
Le Moyne	11/19/2019		03:06	1-1	1.000	0-0	.000	0-0	.000	0	0	0	0.0	0	0	0	0	2	2	0.7
at USciences	11/30/2019		03:16	0-0	.000	0-0	.000	0-0	.000	0	0	0	0.0	1	0	0	0	0	0	0.5
Salem (WV)	12/04/2019		04:01	1-2	.500	1-2	.500	0-0	.000	2	0	2	0.4	0	0	0	0	1	3	1.0
Roberts Wesleyan	12/07/2019		03:43	0-0	.000	0-0	.000	0-0	.000	0	0	0	0.3	1	0	0	0	0	0	0.8
at Mercy	12/13/2019		06:00	4-4	1.000	3-3	1.000	0-0	.000	0	2	2	0.6	1	0	0	0	0	11	2.3
at St. Thomas Aquinas	12/15/2019		01:00	0-0	.000	0-0	.000	0-0	.000	0	0	0	0.5	0	0	0	0	0	0	2.0
Totals		0	21:45	6-7	.857	4-5	.800	0-0	.000	2	2	4	0.5	3	0	0	0	3	16	2.0

Player Averages

Games Played	Minutes/ game	Points/ game	FG Pct	3FG Pct	FT Pct	Rebounds/ game	Assists/ game	Turnovers/ game	Assist/Turnover ratio	Steals/ game	Blocks/ game
8	2.7	2.0	85.7	80.0	0.0	0.5	0.0	0.0	0.0	0.4	0.0



**2019-20 Daemen Men's Basketball
Individual Game-by-Game
Specific games**

Page 10/15
as of Dec 18, 2019

#22 SISCHO, Andrew

Opponent	Date	GS	MIN	Total		3-Pointers		Free throws		Rebounds				PF	A	T/O	BLK	STL	PTS	AVG
				FG-FGA	PCT	3FG-3FGA	PCT	FT-FTA	PCT	OFF	DEF	TOT	AVG							
vs Northwest Mo. St.	11/01/2019	*	37:58	8-14	.571	0-1	.000	8-13	.615	8	7	15	15.0	3	5	4	1	0	24	24.0
vs Missouri Western	11/02/2019	*	33:51	4-9	.444	0-0	.000	3-4	.750	1	11	12	13.5	4	3	8	1	1	11	17.5
Felician	11/08/2019	*	36:23	12-17	.706	1-1	1.000	6-11	.545	3	16	19	15.3	4	4	6	5	1	31	22.0
Nyack	11/09/2019	*	39:10	12-16	.750	0-1	.000	10-11	.909	6	11	17	15.8	3	0	2	4	0	34	25.0
Mercyhurst	11/14/2019	*	37:29	8-12	.667	0-0	.000	6-10	.600	7	4	11	14.8	4	1	3	0	0	22	24.4
West Liberty	11/16/2019	*	33:15	12-13	.923	1-1	1.000	4-6	.667	8	10	18	15.3	1	2	1	3	0	29	25.2
Le Moyne	11/19/2019	*	34:35	11-14	.786	1-2	.500	4-4	1.000	2	9	11	14.7	4	1	5	0	0	27	25.4
Wilmington (DE)	11/23/2019	*	35:21	9-16	.563	0-1	.000	6-11	.545	6	2	8	13.9	2	0	5	0	0	24	25.3
at USciences	11/30/2019	*	33:49	6-15	.400	0-0	.000	4-5	.800	12	8	20	14.6	3	1	4	1	4	16	24.2
Salem (WV)	12/04/2019	*	32:36	15-22	.682	1-2	.500	3-6	.500	5	7	12	14.3	1	1	4	0	0	34	25.2
Roberts Wesleyan	12/07/2019	*	30:59	12-17	.706	0-0	.000	3-3	1.000	3	8	11	14.0	4	1	2	1	1	27	25.4
at Mercy	12/13/2019	*	24:00	12-20	.600	0-0	.000	2-4	.500	4	5	9	13.6	2	2	2	2	1	26	25.4
at St. Thomas Aquinas	12/15/2019	*	35:00	12-18	.667	1-3	.333	5-7	.714	4	9	13	13.5	4	2	3	0	1	30	25.8
Totals			13 444:25	133-203	.655	5-12	.417	64-95	.674	69	107	176	13.5	39	23	49	18	9	335	25.8

Player Averages

Games Played	Minutes/ game	Points/ game	FG Pct	3FG Pct	FT Pct	Rebounds/ game	Assists/ game	Turnovers/ game	Assist/Turnover ratio	Steals/ game	Blocks/ game
13	34.2	25.8	65.5	41.7	67.4	13.5	1.8	3.8	0.5	0.7	1.4



**2019-20 Daemen Men's Basketball
Individual Game-by-Game
Specific games**

Page 11/15
as of Dec 18, 2019

#23 WALLACE, Joey

Opponent	Date	GS	MIN	Total		3-Pointers		Free throws		Rebounds				PF	A	T/O	BLK	STL	PTS	AVG
				FG-FGA	PCT	3FG-3FGA	PCT	FT-FTA	PCT	OFF	DEF	TOT	AVG							
vs Northwest Mo. St.	11/01/2019	*	31:07	5-9	.556	2-5	.400	5-6	.833	0	3	3	3.0	4	1	3	0	1	17	17.0
vs Missouri Western	11/02/2019	*	34:24	2-4	.500	0-0	.000	4-4	1.000	3	3	6	4.5	3	3	5	0	1	8	12.5
Felician	11/08/2019	*	28:32	3-8	.375	1-5	.200	2-2	1.000	0	6	6	5.0	0	1	2	0	0	9	11.3
Nyack	11/09/2019	*	27:59	1-6	.167	0-1	.000	0-1	.000	2	3	5	5.0	2	1	2	0	0	2	9.0
Mercyhurst	11/14/2019	*	36:58	6-16	.375	2-8	.250	4-5	.800	3	2	5	5.0	2	3	2	0	2	18	10.8
West Liberty	11/16/2019	*	32:48	8-15	.533	1-5	.200	2-2	1.000	1	4	5	5.0	4	5	3	1	2	19	12.2
Le Moyne	11/19/2019	*	30:34	3-7	.429	0-1	.000	0-0	.000	1	4	5	5.0	3	3	3	0	1	6	11.3
Wilmington (DE)	11/23/2019	*	33:03	3-8	.375	1-4	.250	10-11	.909	2	6	8	5.4	3	2	4	0	1	17	12.0
at USciences	11/30/2019	*	21:20	3-10	.300	1-5	.200	0-0	.000	3	4	7	5.6	2	4	1	0	3	7	11.4
Salem (WV)	12/04/2019	*	23:34	2-7	.286	1-6	.167	0-0	.000	0	0	0	5.0	4	6	4	0	1	5	10.8
Roberts Wesleyan	12/07/2019	*	31:11	4-7	.571	1-2	.500	5-7	.714	3	6	9	5.4	3	7	1	0	0	14	11.1
at Mercy	12/13/2019	*	21:00	1-5	.200	0-3	.000	2-4	.500	1	11	12	5.9	1	3	3	0	0	4	10.5
at St. Thomas Aquinas	12/15/2019	*	29:00	1-4	.250	0-0	.000	1-2	.500	0	3	3	5.7	5	2	2	0	0	3	9.9
Totals			13 381:30	42-106	.396	10-45	.222	35-44	.795	19	55	74	5.7	36	41	35	1	12	129	9.9

Player Averages

Games Played	Minutes/game	Points/game	FG Pct	3FG Pct	FT Pct	Rebounds/game	Assists/game	Turnovers/game	Assist/Turnover ratio	Steals/game	Blocks/game
13	29.3	9.9	39.6	22.2	79.5	5.7	3.2	2.7	1.2	0.9	0.1



2019-20 Daemen Men's Basketball
Individual Game-by-Game
Specific games

Page 12/15
as of Dec 18, 2019

#24 BASDEN, Ziv

Opponent	Date	GS	MIN	Total		3-Pointers		Free throws		Rebounds				PF	A	T/O	BLK	STL	PTS	AVG
				FG-FGA	PCT	3FG-3FGA	PCT	FT-FTA	PCT	OFF	DEF	TOT	AVG							
vs Northwest Mo. St.	11/01/2019		01:07	0-0	.000	0-0	.000	0-0	.000	0	0	0	0.0	0	0	0	0	0	0	0.0
West Liberty	11/16/2019		00:33	0-0	.000	0-0	.000	0-0	.000	0	0	0	0.0	0	0	0	0	0	0	0.0
at USciences	11/30/2019		04:23	2-3	.667	0-0	.000	0-0	.000	1	0	1	0.3	0	0	0	0	0	4	1.3
Salem (WV)	12/04/2019		01:41	1-1	1.000	0-0	.000	0-0	.000	0	1	1	0.5	0	0	0	0	0	2	1.5
Roberts Wesleyan	12/07/2019		02:06	0-0	.000	0-0	.000	0-0	.000	0	0	0	0.4	1	1	0	1	0	0	1.2
at Mercy	12/13/2019		07:00	3-5	.600	0-1	.000	0-0	.000	1	1	2	0.7	2	1	0	0	0	6	2.0
at St. Thomas Aquinas	12/15/2019		00:00	0-0	.000	0-0	.000	0-0	.000	0	0	0	0.6	0	0	0	0	0	0	1.7
Totals		0	16:50	6-9	.667	0-1	.000	0-0	.000	2	2	4	0.6	3	2	0	1	0	12	1.7

Player Averages

Games Played	Minutes/ game	Points/ game	FG Pct	3FG Pct	FT Pct	Rebounds/ game	Assists/ game	Turnovers/ game	Assist/Turnover ratio	Steals/ game	Blocks/ game
7	2.4	1.7	66.7	0.0	0.0	0.6	0.3	0.0	0.0	0.0	0.1



2019-20 Daemen Men's Basketball
Individual Game-by-Game
Specific games

Page 13/15
as of Dec 18, 2019

#25 BRADLEY, Ryan

Opponent	Date	GS	MIN	Total		3-Pointers		Free throws		Rebounds											
				FG-FGA	PCT	3FG-3FGA	PCT	FT-FTA	PCT	OFF	DEF	TOT	AVG	PF	A	T/O	BLK	STL	PTS	AVG	
Mercyhurst	11/14/2019		11:23	1-2	.500	0-0	.000	0-0	.000	1	1	2	2.0	2	0	1	0	0	2	2.0	
West Liberty	11/16/2019		12:36	1-2	.500	0-0	.000	0-0	.000	0	2	2	2.0	3	1	1	2	0	2	2.0	
Le Moyne	11/19/2019		17:45	3-5	.600	0-0	.000	3-3	1.000	3	2	5	3.0	2	2	1	0	1	9	4.3	
Wilmington (DE)	11/23/2019		09:02	3-5	.600	0-1	.000	0-0	.000	1	2	3	3.0	1	1	3	1	1	6	4.8	
at USciences	11/30/2019		14:35	1-4	.250	0-2	.000	0-0	.000	2	3	5	3.4	0	0	0	1	0	2	4.2	
Salem (WV)	12/04/2019		11:18	2-6	.333	0-0	.000	0-0	.000	3	0	3	3.3	2	0	2	0	1	4	4.2	
Roberts Wesleyan	12/07/2019		08:10	1-2	.500	0-0	.000	0-1	.000	0	1	1	3.0	3	2	0	0	1	2	3.9	
at Mercy	12/13/2019		09:00	1-2	.500	1-2	.500	0-0	.000	0	2	2	2.9	4	0	2	0	1	3	3.8	
at St. Thomas Aquinas	12/15/2019		08:00	0-1	.000	0-0	.000	0-0	.000	1	1	2	2.8	0	1	1	0	0	0	3.3	
Totals		0	101:50	13-29	.448	1-5	.200	3-4	.750	11	14	25	2.8	17	7	11	4	5	30	3.3	

Player Averages

Games Played	Minutes/game	Points/game	FG Pct	3FG Pct	FT Pct	Rebounds/game	Assists/game	Turnovers/game	Assist/Turnover ratio	Steals/game	Blocks/game
9	11.3	3.3	44.8	20.0	75.0	2.8	0.8	1.2	0.6	0.6	0.4



2019-20 Daemen Men's Basketball
Individual Game-by-Game
Specific games

Page 14/15
as of Dec 18, 2019

#34 LUKE, Chris

Opponent	Date	GS	MIN	Total		3-Pointers		Free throws		Rebounds				PF	A	T/O	BLK	STL	PTS	AVG
				FG-FGA	PCT	3FG-3FGA	PCT	FT-FTA	PCT	OFF	DEF	TOT	AVG							
vs Northwest Mo. St.	11/01/2019		00:55	0-0	.000	0-0	.000	0-0	.000	0	0	0	0.0	0	0	0	0	0	0	0.0
vs Missouri Western	11/02/2019		01:11	0-0	.000	0-0	.000	0-0	.000	0	0	0	0.0	0	0	0	0	0	0	0.0
Felician	11/08/2019		01:40	0-0	.000	0-0	.000	0-0	.000	0	1	1	0.3	0	0	0	0	0	0	0.0
Nyack	11/09/2019		00:50	0-0	.000	0-0	.000	0-0	.000	0	1	1	0.5	2	0	0	0	0	0	0.0
Mercyhurst	11/14/2019		00:02	0-0	.000	0-0	.000	0-0	.000	0	0	0	0.4	0	0	0	0	0	0	0.0
West Liberty	11/16/2019		00:32	0-0	.000	0-0	.000	0-0	.000	0	0	0	0.3	1	0	1	0	0	0	0.0
at USciences	11/30/2019		01:55	0-0	.000	0-0	.000	0-0	.000	0	0	0	0.3	2	0	0	0	1	0	0.0
Salem (WV)	12/04/2019		00:50	0-0	.000	0-0	.000	0-0	.000	0	0	0	0.3	0	0	0	0	0	0	0.0
Roberts Wesleyan	12/07/2019		05:00	2-2	1.000	0-0	.000	0-0	.000	1	2	3	0.6	0	0	0	0	0	4	0.4
at Mercy	12/13/2019		05:00	2-3	.667	0-0	.000	0-0	.000	1	0	1	0.6	2	0	0	0	0	4	0.8
at St. Thomas Aquinas	12/15/2019		03:00	0-0	.000	0-0	.000	0-0	.000	0	0	0	0.5	1	0	0	0	0	0	0.7
Totals		0	20:54	4-5	.800	0-0	.000	0-0	.000	2	4	6	0.5	8	0	1	0	1	8	0.7

Player Averages

Games Played	Minutes/game	Points/game	FG Pct	3FG Pct	FT Pct	Rebounds/game	Assists/game	Turnovers/game	Assist/Turnover ratio	Steals/game	Blocks/game
11	1.9	0.7	80.0	0.0	0.0	0.5	0.0	0.1	0.0	0.1	0.0



**2019-20 Daemen Men's Basketball
Individual Game-by-Game
Specific games**

Page 15/15
as of Dec 18, 2019

#44 REDBAND, Jeff

Opponent	Date	GS	MIN	Total		3-Pointers		Free throws		Rebounds				PF	A	T/O	BLK	STL	PTS	AVG
				FG-FGA	PCT	3FG-3FGA	PCT	FT-FTA	PCT	OFF	DEF	TOT	AVG							
vs Northwest Mo. St.	11/01/2019	*	28:49	2-3	.667	1-1	1.000	1-2	.500	0	1	1	1.0	0	0	2	0	1	6	6.0
vs Missouri Western	11/02/2019	*	35:47	4-8	.500	4-6	.667	3-4	.750	1	2	3	2.0	3	4	1	0	3	15	10.5
Felician	11/08/2019	*	24:16	2-3	.667	1-2	.500	2-2	1.000	1	1	2	2.0	4	2	2	1	1	7	9.3
Nyack	11/09/2019	*	34:54	6-10	.600	6-9	.667	4-4	1.000	1	2	3	2.3	2	2	4	2	1	22	12.5
Mercyhurst	11/14/2019	*	33:18	0-7	.000	0-7	.000	0-0	.000	0	3	3	2.4	1	0	2	0	1	0	10.0
West Liberty	11/16/2019	*	30:20	3-7	.429	2-5	.400	2-2	1.000	2	5	7	3.2	3	3	3	1	1	10	10.0
Le Moyne	11/19/2019	*	22:55	4-13	.308	3-10	.300	2-2	1.000	0	4	4	3.3	1	1	0	1	1	13	10.4
Wilmington (DE)	11/23/2019	*	32:31	3-6	.500	3-6	.500	0-0	.000	0	6	6	3.6	0	0	0	2	0	9	10.3
at USciences	11/30/2019	*	33:34	9-15	.600	7-12	.583	0-0	.000	2	6	8	4.1	3	2	1	2	1	25	11.9
Salem (WV)	12/04/2019	*	30:53	2-6	.333	2-6	.333	0-0	.000	1	6	7	4.4	0	4	0	2	2	6	11.3
Roberts Wesleyan	12/07/2019	*	29:50	3-12	.250	2-10	.200	2-2	1.000	1	2	3	4.3	3	1	3	1	0	10	11.2
at Mercy	12/13/2019	*	20:00	1-6	.167	1-4	.250	4-4	1.000	0	1	1	4.0	2	0	0	1	0	7	10.8
at St. Thomas Aquinas	12/15/2019	*	35:00	5-13	.385	4-9	.444	4-4	1.000	0	2	2	3.8	1	0	2	1	1	18	11.4
Totals		13	392:07	44-109	.404	36-87	.414	24-26	.923	9	41	50	3.8	23	19	20	14	13	148	11.4

Player Averages

Games Played	Minutes/game	Points/game	FG Pct	3FG Pct	FT Pct	Rebounds/game	Assists/game	Turnovers/game	Assist/Turnover ratio	Steals/game	Blocks/game
13	30.2	11.4	40.4	41.4	92.3	3.8	1.5	1.5	1.0	1.0	1.1



**2019-20 Daemen Men's Basketball
Team Game-by-Game
Specific games**

Page 1/1
as of Dec 18, 2019

			Total		3-Pointers		Free throws		Rebounds											
Opponent	Date	Score		FG-FGA	PCT	3FG-FGA	PCT	FT-FTA	PCT	OFF	DEF	TOT	AVG	PF	A	TO	BLK	STL	PTS	AVG
vs Northwest Mo. St.	11/01/2019	65-85	L	21-45	.467	7-23	.304	16-23	.696	8	18	26	26.0	18	12	16	1	3	65	65.0
vs Missouri Western	11/02/2019	68-64	W	23-50	.460	10-23	.435	12-14	.857	10	23	33	29.5	20	11	23	1	5	68	66.5
Felician	11/08/2019	95-80	W	37-64	.578	9-23	.391	12-19	.632	7	40	47	35.3	15	18	18	6	6	95	76.0
Nyack	11/09/2019	80-74	W	27-61	.443	11-28	.393	15-18	.833	12	33	45	37.8	17	15	16	7	2	80	77.0
Mercyhurst	11/14/2019	67-65	W	23-50	.460	5-21	.238	16-23	.696	13	16	29	36.0	15	7	17	0	5	67	75.0
West Liberty	11/16/2019	98-83	W	36-66	.545	12-29	.414	14-19	.737	13	33	46	37.7	19	18	25	7	9	98	78.8
Le Moyne	11/19/2019	89-79	W	34-71	.479	10-31	.323	11-11	1.000	12	26	38	37.7	15	15	11	2	7	89	80.3
Wilmington (DE)	11/23/2019	83-81	W	27-64	.422	10-27	.370	19-26	.731	14	27	41	38.1	13	14	14	3	8	83	80.6
at USciences	11/30/2019	83-57	W	31-74	.419	14-35	.400	7-11	.636	21	24	45	38.9	19	17	9	5	11	83	80.9
Salem (WV)	12/04/2019	89-59	W	37-73	.507	12-33	.364	3-7	.429	16	32	48	39.8	11	24	20	5	10	89	81.7
Roberts Wesleyan	12/07/2019	96-70	W	34-62	.548	8-23	.348	20-23	.870	9	28	37	39.5	20	13	10	4	6	96	83.0
at Mercy	12/13/2019	103-59	W	40-73	.548	14-30	.467	9-13	.692	11	40	51	40.5	18	17	10	4	8	103	84.7
at St. Thomas Aquinas	12/15/2019	80-87	L	27-59	.458	9-24	.375	17-22	.773	6	23	29	39.6	26	8	13	2	4	80	84.3
Total		1096		397-812	.489	131-350	.374	171-229	.747	152	363	515	39.6	226	189	202	47	84	1096	84.3
Opponents		943		335-784	.427	112-329	.340	161-219	.735	111	298	409	31.5	240	141	197	30	96	943	72.5

Daemen Averages

Games Played	Points/game	FG Pct	3FG Pct	FT Pct	Rebounds/game	Assists/game	Turnovers/game	Assist/Turnover ratio	Steals/game	Blocks/game
13	84.3	48.9	37.4	74.7	39.6	14.5	15.5	0.9	6.5	3.6



**2019-20 Daemen Men's Basketball
Team High/Low Analysis
Specific games**

Page 1/4
as of Dec 18, 2019

Daemen - Game Highs

POINTS	103		at Mercy (12/13/2019)
	98		West Liberty (11/16/2019)
	96		Roberts Wesleyan (12/07/2019)
	95		Felician (11/08/2019)
	89		Salem (WV) (12/04/2019)
	89		Le Moyne (11/19/2019)
FIELD GOALS MADE	40		at Mercy (12/13/2019)
	37		Salem (WV) (12/04/2019)
	37		Felician (11/08/2019)
FIELD GOAL ATTEMPTS	74		at USciences (11/30/2019)
	73		at Mercy (12/13/2019)
	73		Salem (WV) (12/04/2019)
FIELD GOAL PERCENTAGE	.578	(37-64)	Felician (11/08/2019)
	.548	(34-62)	Roberts Wesleyan (12/07/2019)
	.548	(40-73)	at Mercy (12/13/2019)
3 PT FG MADE	14		at Mercy (12/13/2019)
	14		at USciences (11/30/2019)
3 PT FG ATTEMPTS	35		at USciences (11/30/2019)
	33		Salem (WV) (12/04/2019)
3 PT FG PERCENTAGE	.467	(14-30)	at Mercy (12/13/2019)
	.435	(10-23)	vs Missouri Western (N) (11/02/2019)
FREE THROWS MADE	20		Roberts Wesleyan (12/07/2019)
	19		Wilmington (DE) (11/23/2019)
FREE THROW ATTEMPTS	26		Wilmington (DE) (11/23/2019)
	23		Roberts Wesleyan (12/07/2019)
	23		Mercyhurst (11/14/2019)
	23		vs Northwest Mo. St. (N) (11/01/2019)
FREE THROW PERCENTAGE	1.000	(11-11)	Le Moyne (11/19/2019)
	.870	(20-23)	Roberts Wesleyan (12/07/2019)
REBOUNDS	51		at Mercy (12/13/2019)
	48		Salem (WV) (12/04/2019)
ASSISTS	24		Salem (WV) (12/04/2019)
	18		West Liberty (11/16/2019)
	18		Felician (11/08/2019)
STEALS	11		at USciences (11/30/2019)
	10		Salem (WV) (12/04/2019)
BLOCKED SHOTS	7		West Liberty (11/16/2019)
	7		Nyack (11/09/2019)
TURNOVERS	25		West Liberty (11/16/2019)
	23		vs Missouri Western (N) (11/02/2019)
FOULS	26		at St. Thomas Aquinas (12/15/2019)
	20		Roberts Wesleyan (12/07/2019)
	20		vs Missouri Western (N) (11/02/2019)



2019-20 Daemen Men's Basketball
Team High/Low Analysis
Specific games

Page 2/4
as of Dec 18, 2019

Opponent - Game Highs

POINTS	87		at St. Thomas Aquinas (12/15/2019)
	85		vs Northwest Mo. St. (N) (11/01/2019)
	83		West Liberty (11/16/2019)
	81		Wilmington (DE) (11/23/2019)
	80		Felician (11/08/2019)
FIELD GOALS MADE	32		Wilmington (DE) (11/23/2019)
	31		West Liberty (11/16/2019)
FIELD GOAL ATTEMPTS	84		Felician (11/08/2019)
	76		West Liberty (11/16/2019)
FIELD GOAL PERCENTAGE	.566	(30-53)	vs Northwest Mo. St. (N) (11/01/2019)
	.511	(24-47)	Mercyhurst (11/14/2019)
3 PT FG MADE	16		Le Moyne (11/19/2019)
	15		Wilmington (DE) (11/23/2019)
3 PT FG ATTEMPTS	34		Felician (11/08/2019)
	33		Le Moyne (11/19/2019)
3 PT FG PERCENTAGE	.536	(15-28)	Wilmington (DE) (11/23/2019)
	.485	(16-33)	Le Moyne (11/19/2019)
FREE THROWS MADE	25		at St. Thomas Aquinas (12/15/2019)
	15		at Mercy (12/13/2019)
	15		Roberts Wesleyan (12/07/2019)
FREE THROW ATTEMPTS	32		at St. Thomas Aquinas (12/15/2019)
	24		Roberts Wesleyan (12/07/2019)
FREE THROW PERCENTAGE	.933	(14-15)	vs Northwest Mo. St. (N) (11/01/2019)
	.929	(13-14)	Felician (11/08/2019)
REBOUNDS	40		Felician (11/08/2019)
	38		at St. Thomas Aquinas (12/15/2019)
ASSISTS	16		Wilmington (DE) (11/23/2019)
	16		vs Northwest Mo. St. (N) (11/01/2019)
STEALS	13		West Liberty (11/16/2019)
	12		Nyack (11/09/2019)
BLOCKED SHOTS	4		Wilmington (DE) (11/23/2019)
	4		vs Missouri Western (N) (11/02/2019)
TURNOVERS	23		Salem (WV) (12/04/2019)
	19		at USciences (11/30/2019)
	19		West Liberty (11/16/2019)
	19		Mercyhurst (11/14/2019)
	19		vs Missouri Western (N) (11/02/2019)
FOULS	23		West Liberty (11/16/2019)
	23		vs Missouri Western (N) (11/02/2019)



2019-20 Daemen Men's Basketball
Team High/Low Analysis
Specific games

Page 3/4
as of Dec 18, 2019

Daemen - Game Lows

POINTS	65		vs Northwest Mo. St. (N) (11/01/2019)
	67		Mercyhurst (11/14/2019)
	68		vs Missouri Western (N) (11/02/2019)
	80		at St. Thomas Aquinas (12/15/2019)
	80		Nyack (11/09/2019)
FIELD GOALS MADE	21		vs Northwest Mo. St. (N) (11/01/2019)
	23		Mercyhurst (11/14/2019)
	23		vs Missouri Western (N) (11/02/2019)
FIELD GOAL ATTEMPTS	45		vs Northwest Mo. St. (N) (11/01/2019)
	50		Mercyhurst (11/14/2019)
	50		vs Missouri Western (N) (11/02/2019)
FIELD GOAL PERCENTAGE	.419	(31-74)	at USciences (11/30/2019)
	.422	(27-64)	Wilmington (DE) (11/23/2019)
3 PT FG MADE	5		Mercyhurst (11/14/2019)
	7		vs Northwest Mo. St. (N) (11/01/2019)
3 PT FG ATTEMPTS	21		Mercyhurst (11/14/2019)
	23		Roberts Wesleyan (12/07/2019)
	23		Felician (11/08/2019)
	23		vs Missouri Western (N) (11/02/2019)
	23		vs Northwest Mo. St. (N) (11/01/2019)
3 PT FG PERCENTAGE	.238	(5-21)	Mercyhurst (11/14/2019)
	.304	(7-23)	vs Northwest Mo. St. (N) (11/01/2019)
FREE THROWS MADE	3		Salem (WV) (12/04/2019)
	7		at USciences (11/30/2019)
FREE THROW ATTEMPTS	7		Salem (WV) (12/04/2019)
	11		at USciences (11/30/2019)
	11		Le Moyne (11/19/2019)
FREE THROW PERCENTAGE	.429	(3-7)	Salem (WV) (12/04/2019)
	.632	(12-19)	Felician (11/08/2019)
REBOUNDS	26		vs Northwest Mo. St. (N) (11/01/2019)
	29		at St. Thomas Aquinas (12/15/2019)
	29		Mercyhurst (11/14/2019)
ASSISTS	7		Mercyhurst (11/14/2019)
	8		at St. Thomas Aquinas (12/15/2019)
STEALS	2		Nyack (11/09/2019)
	3		vs Northwest Mo. St. (N) (11/01/2019)
BLOCKED SHOTS	0		Mercyhurst (11/14/2019)
	1		vs Missouri Western (N) (11/02/2019)
	1		vs Northwest Mo. St. (N) (11/01/2019)
TURNOVERS	9		at USciences (11/30/2019)
	10		at Mercy (12/13/2019)
	10		Roberts Wesleyan (12/07/2019)
FOULS	11		Salem (WV) (12/04/2019)
	13		Wilmington (DE) (11/23/2019)



**2019-20 Daemen Men's Basketball
Team High/Low Analysis
Specific games**

Page 4/4
as of Dec 18, 2019

Opponent - Game Lows

POINTS	57		at USciences (11/30/2019)
	59		at Mercy (12/13/2019)
	59		Salem (WV) (12/04/2019)
	64		vs Missouri Western (N) (11/02/2019)
	65		Mercyhurst (11/14/2019)
FIELD GOALS MADE	19		at USciences (11/30/2019)
	20		at Mercy (12/13/2019)
FIELD GOAL ATTEMPTS	47		Mercyhurst (11/14/2019)
	50		at USciences (11/30/2019)
FIELD GOAL PERCENTAGE	.323	(20-62)	at Mercy (12/13/2019)
	.345	(29-84)	Felician (11/08/2019)
3 PT FG MADE	4		at Mercy (12/13/2019)
	6		at St. Thomas Aquinas (12/15/2019)
	6		at USciences (11/30/2019)
	6		Mercyhurst (11/14/2019)
	6		vs Missouri Western (N) (11/02/2019)
3 PT FG ATTEMPTS	16		at St. Thomas Aquinas (12/15/2019)
	19		at USciences (11/30/2019)
3 PT FG PERCENTAGE	.200	(4-20)	at Mercy (12/13/2019)
	.214	(6-28)	vs Missouri Western (N) (11/02/2019)
FREE THROWS MADE	2		Salem (WV) (12/04/2019)
	2		Wilmington (DE) (11/23/2019)
FREE THROW ATTEMPTS	7		Salem (WV) (12/04/2019)
	7		Wilmington (DE) (11/23/2019)
FREE THROW PERCENTAGE	.286	(2-7)	Salem (WV) (12/04/2019)
	.286	(2-7)	Wilmington (DE) (11/23/2019)
REBOUNDS	25		Mercyhurst (11/14/2019)
	25		vs Northwest Mo. St. (N) (11/01/2019)
ASSISTS	4		at Mercy (12/13/2019)
	5		vs Missouri Western (N) (11/02/2019)
STEALS	2		at St. Thomas Aquinas (12/15/2019)
	3		Roberts Wesleyan (12/07/2019)
BLOCKED SHOTS	0		Mercyhurst (11/14/2019)
	1		at St. Thomas Aquinas (12/15/2019)
	1		Felician (11/08/2019)
	1		vs Northwest Mo. St. (N) (11/01/2019)
TURNOVERS	7		vs Northwest Mo. St. (N) (11/01/2019)
	9		Nyack (11/09/2019)
FOULS	13		at USciences (11/30/2019)
	14		at Mercy (12/13/2019)
	14		Salem (WV) (12/04/2019)



**2019-20 Daemen Men's Basketball
Player Highs Analysis
Specific games**

Page 1/3
as of Dec 18, 2019

Daemen - Individual Game Highs

POINTS	34		Andrew Sischo vs Salem (WV) (12/04/2019)
	34		Andrew Sischo vs Nyack (11/09/2019)
	31		Andrew Sischo vs Felician (11/08/2019)
	30		Andrew Sischo at St. Thomas Aquinas (12/15/2019)
	29		Andrew Sischo vs West Liberty (11/16/2019)
FIELD GOALS MADE	15		Andrew Sischo vs Salem (WV) (12/04/2019)
	12		Andrew Sischo at St. Thomas Aquinas (12/15/2019)
	12		Andrew Sischo at Mercy (12/13/2019)
	12		Andrew Sischo vs Roberts Wesleyan (12/07/2019)
	12		Andrew Sischo vs West Liberty (11/16/2019)
	12		Andrew Sischo vs Nyack (11/09/2019)
	12		Andrew Sischo vs Felician (11/08/2019)
FIELD GOAL ATTEMPTS	22		Andrew Sischo vs Salem (WV) (12/04/2019)
	20		Andrew Sischo at Mercy (12/13/2019)
FIELD GOAL PERCENTAGE (min 5 made)	1.000	(5-5)	Kyle Harris vs Mercyhurst (11/14/2019)
	.923	(12-13)	Andrew Sischo vs West Liberty (11/16/2019)
3 PT FG MADE	7		Jeff Redband at USciences (11/30/2019)
	6		Jeff Redband vs Nyack (11/09/2019)
3 PT FG ATTEMPTS	12		Jeff Redband at USciences (11/30/2019)
	10		Jeff Redband vs Roberts Wesleyan (12/07/2019)
	10		Jeff Redband vs Le Moyne (11/19/2019)
3 PT FG PERCENTAGE (min 2 made)	1.000	(3-3)	Ryan Salzberg at Mercy (12/13/2019)
	1.000	(2-2)	Jay Sarkis vs Mercyhurst (11/14/2019)
	1.000	(2-2)	Kyle Harris vs Felician (11/08/2019)
FREE THROWS MADE	10		Joey Wallace vs Wilmington (DE) (11/23/2019)
	10		Andrew Sischo vs Nyack (11/09/2019)
FREE THROW ATTEMPTS	13		Andrew Sischo vs Northwest Mo. St. (N) (11/01/2019)
	11		Andrew Sischo vs Wilmington (DE) (11/23/2019)
	11		Joey Wallace vs Wilmington (DE) (11/23/2019)
	11		Andrew Sischo vs Nyack (11/09/2019)
	11		Andrew Sischo vs Felician (11/08/2019)
FREE THROW PERCENTAGE (min 3 made)	1.000	(6-6)	Keith Slack vs Roberts Wesleyan (12/07/2019)
	1.000	(5-5)	Breon Harris at St. Thomas Aquinas (12/15/2019)
	1.000	(4-4)	Jeff Redband at St. Thomas Aquinas (12/15/2019)
	1.000	(4-4)	Jeff Redband at Mercy (12/13/2019)
	1.000	(4-4)	Andrew Sischo vs Le Moyne (11/19/2019)
	1.000	(4-4)	Jeff Redband vs Nyack (11/09/2019)
	1.000	(4-4)	Joey Wallace vs Missouri Western (N) (11/02/2019)
	1.000	(3-3)	Andrew Sischo vs Roberts Wesleyan (12/07/2019)
	1.000	(3-3)	Ryan Bradley vs Le Moyne (11/19/2019)
REBOUNDS	20		Andrew Sischo at USciences (11/30/2019)
	19		Andrew Sischo vs Felician (11/08/2019)
ASSISTS	8		Jay Sarkis vs Salem (WV) (12/04/2019)
	7		Joey Wallace vs Roberts Wesleyan (12/07/2019)
	7		Breon Harris vs Nyack (11/09/2019)
STEALS	4		Andrew Sischo at USciences (11/30/2019)
	4		Breon Harris vs West Liberty (11/16/2019)
BLOCKED SHOTS	5		Andrew Sischo vs Felician (11/08/2019)
	4		Andrew Sischo vs Nyack (11/09/2019)
TURNOVERS	8		Andrew Sischo vs Missouri Western (N) (11/02/2019)
	6		Breon Harris vs West Liberty (11/16/2019)
	6		Andrew Sischo vs Felician (11/08/2019)
FOULS	5		Joey Wallace at St. Thomas Aquinas (12/15/2019)
	5		Kyle Harris vs Missouri Western (N) (11/02/2019)
	5		Breon Harris vs Northwest Mo. St. (N) (11/01/2019)



**2019-20 Daemen Men's Basketball
Player Highs Analysis
Specific games**

Page 2/3
as of Dec 18, 2019



**2019-20 Daemen Men's Basketball
Player Highs Analysis
Specific games**

Page 3/3
as of Dec 18, 2019

Opponent - Individual Game Highs

POINTS	24		Jermaine Head vs Wilmington (DE) (11/23/2019)
	24		Ryan Hawkins vs Northwest Mo. St. (N) (11/01/2019)
	24		Trevor Hudgins vs Northwest Mo. St. (N) (11/01/2019)
	23		Demetre Roberts at St. Thomas Aquinas (12/15/2019)
	22		Tyrell Carroll vs Missouri Western (N) (11/02/2019)
FIELD GOALS MADE	10		Jermaine Head vs Wilmington (DE) (11/23/2019)
	9		Ryan Hawkins vs Northwest Mo. St. (N) (11/01/2019)
	9		Diego Bernard vs Northwest Mo. St. (N) (11/01/2019)
FIELD GOAL ATTEMPTS	19		Jermaine Head vs Wilmington (DE) (11/23/2019)
	17		Will Yoakum vs West Liberty (11/16/2019)
	17		Jay'von Jackson vs Felician (11/08/2019)
FIELD GOAL PERCENTAGE (min 5 made)	.818	(9-11)	Diego Bernard vs Northwest Mo. St. (N) (11/01/2019)
	.750	(6-8)	Kevin Lynch at St. Thomas Aquinas (12/15/2019)
3 PT FG MADE	6		Ryan Roland vs Le Moyne (11/19/2019)
	6		Ryan Hawkins vs Northwest Mo. St. (N) (11/01/2019)
3 PT FG ATTEMPTS	13		Jay'von Jackson vs Felician (11/08/2019)
	11		Lonnie Rivera vs Le Moyne (11/19/2019)
3 PT FG PERCENTAGE (min 2 made)	1.000	(2-2)	Preston Boswell vs West Liberty (11/16/2019)
	.800	(4-5)	Danny Walsh vs Wilmington (DE) (11/23/2019)
FREE THROWS MADE	10		Trevor Hudgins vs Northwest Mo. St. (N) (11/01/2019)
	7		Grant Singleton at St. Thomas Aquinas (12/15/2019)
	7		Osbel Caraballo at St. Thomas Aquinas (12/15/2019)
	7		Jay'von Jackson vs Felician (11/08/2019)
FREE THROW ATTEMPTS	12		Amari Lee vs Roberts Wesleyan (12/07/2019)
	10		Trevor Hudgins vs Northwest Mo. St. (N) (11/01/2019)
FREE THROW PERCENTAGE (min 3 made)	1.000	(10-10)	Trevor Hudgins vs Northwest Mo. St. (N) (11/01/2019)
	1.000	(6-6)	Curtis Thompson vs Nyack (11/09/2019)
	1.000	(6-6)	Will Eames vs Missouri Western (N) (11/02/2019)
	1.000	(4-4)	Korey Lee at Mercy (12/13/2019)
	1.000	(4-4)	Malik McKinney vs West Liberty (11/16/2019)
	1.000	(4-4)	MiyKah McIntosh vs Mercyhurst (11/14/2019)
	1.000	(3-3)	Brandon Starr at USciences (11/30/2019)
	1.000	(3-3)	Trystan Pratapas vs Mercyhurst (11/14/2019)
REBOUNDS	11		Osbel Caraballo at St. Thomas Aquinas (12/15/2019)
	9		Sekou Cisse at St. Thomas Aquinas (12/15/2019)
	9		Dee-End McRae vs Felician (11/08/2019)
ASSISTS	7		Tom Brown vs Le Moyne (11/19/2019)
	7		Trevor Hudgins vs Northwest Mo. St. (N) (11/01/2019)
STEALS	4		Jermaine Head vs Wilmington (DE) (11/23/2019)
	4		Preston Boswell vs West Liberty (11/16/2019)
	4		Junior Graham vs Nyack (11/09/2019)
BLOCKED SHOTS	2		Scott McGann vs Salem (WV) (12/04/2019)
	2		Connor Murphy at USciences (11/30/2019)
	2		Lonnie Rivera vs Le Moyne (11/19/2019)
	2		Marlon Moore, Jr. vs West Liberty (11/16/2019)
	2		Junior Graham vs Nyack (11/09/2019)
TURNOVERS	6		Demetre Roberts at St. Thomas Aquinas (12/15/2019)
	6		Tyrell Carroll vs Missouri Western (N) (11/02/2019)
FOULS	5		Demani Smith vs Roberts Wesleyan (12/07/2019)
	5		Jay'von Jackson vs Felician (11/08/2019)
	5		Jaron Thames vs Missouri Western (N) (11/02/2019)
	5		Will Eames vs Missouri Western (N) (11/02/2019)



**2019-20 Daemen Men's Basketball
Team Overall Conference
Specific games**

Page 1/2
as of Dec 18, 2019

Summary

Player	Overall Statistics										Conference Statistics									
	GP-GS	MIN/G	FG%	3FG%	FT%	R/G	A/G	STL	BLK	PTS/G	GP-GS	MIN/G	FG%	3FG%	FT%	R/G	A/G	STL	BLK	PTS/G
SISCHO, Andrew	13-13	34.2	.655	.417	.674	13.5	1.8	9	18	25.8	3-3	30.0	.655	.333	.714	11.0	1.7	3	3	27.7
HARRIS, Breon	9-7	26.0	.410	.404	.708	4.6	2.7	17	0	13.1	2-0	23.0	.545	.444	1.000	5.0	1.5	4	0	16.5
REDBAND, Jeff	13-13	30.2	.404	.414	.923	3.8	1.5	13	14	11.4	3-3	28.3	.290	.304	1.000	2.0	0.3	1	3	11.7
WALLACE, Joey	13-13	29.3	.396	.222	.795	5.7	3.2	12	1	9.9	3-3	27.1	.375	.200	.615	8.0	4.0	0	0	7.0
SARKIS, Jay	11-11	31.7	.370	.333	.647	1.8	2.7	12	0	7.3	3-3	30.2	.500	.417	.800	2.0	1.3	3	0	9.0
HARRIS, Kyle	13-7	21.7	.524	.421	.900	2.8	1.3	2	3	7.0	3-3	22.5	.333	.143	.750	2.7	1.0	1	1	4.0
SLACK, Keith	12-1	14.5	.446	.415	1.000	1.6	1.2	4	0	6.3	3-0	11.8	.700	.750	1.000	1.3	0.3	1	0	8.7
BRADLEY, Ryan	9-0	11.3	.448	.200	.750	2.8	0.8	5	4	3.3	3-0	8.4	.400	.500	.000	1.7	1.0	2	0	1.7
WILLIAMS, Donte'	13-0	6.6	.545	.417	.000	0.9	0.3	1	2	2.2	3-0	5.3	.000	.000	.000	0.0	0.0	0	1	0.0
SALZBERG, Ryan	8-0	2.7	.857	.800	.000	0.5	0.0	3	0	2.0	3-0	3.6	1.000	1.000	.000	0.7	0.0	0	0	3.7
BASDEN, Ziv	7-0	2.4	.667	.000	.000	0.6	0.3	0	1	1.7	3-0	3.0	.600	.000	.000	0.7	0.7	0	1	2.0
HOLT, Tajmin	13-0	6.4	.321	.182	.000	0.8	0.5	4	4	1.5	3-0	7.4	.500	.500	.000	2.0	0.7	2	1	3.0
HINES, Da'Shawn	5-0	1.7	1.000	1.000	.000	0.0	0.4	1	0	1.0	2-0	3.0	1.000	1.000	.000	0.0	1.0	1	0	1.5
LUKE, Chris	11-0	1.9	.800	.000	.000	0.5	0.0	1	0	0.7	3-0	4.3	.800	.000	.000	1.3	0.0	0	0	2.7
DUAH, Jeffrey	4-0	1.0	.000	.000	.000	0.3	0.0	0	0	0.0	2-0	1.3	.000	.000	.000	0.5	0.0	0	0	0.0
Totals	13		.489	.374	.747	39.6	14.5	84	47	84.3	3		.521	.403	.793	39.0	12.7	18	10	93.0
Opponent	13		.427	.340	.735	31.5	10.8	96	30	72.5	3		.421	.298	.724	32.3	7.7	9	5	72.0

Scoring

Player	Overall Statistics								Conference Statistics							
	FG-FGA	FG%	3FG-3FGA	3FG%	FT-FTA	FT%	PTS	PTS/G	FG-FGA	FG%	3FG-3FGA	3FG%	FT-FTA	FT%	PTS	PTS/G
SISCHO, Andrew	133-203	.655	5-12	.417	64-95	.674	335	25.8	36-55	.655	1-3	.333	10-14	.714	83	27.7
HARRIS, Breon	41-100	.410	19-47	.404	17-24	.708	118	13.1	12-22	.545	4-9	.444	5-5	1.000	33	16.5
REDBAND, Jeff	44-109	.404	36-87	.414	24-26	.923	148	11.4	9-31	.290	7-23	.304	10-10	1.000	35	11.7
WALLACE, Joey	42-106	.396	10-45	.222	35-44	.795	129	9.9	6-16	.375	1-5	.200	8-13	.615	21	7.0
SARKIS, Jay	27-73	.370	15-45	.333	11-17	.647	80	7.3	9-18	.500	5-12	.417	4-5	.800	27	9.0
HARRIS, Kyle	33-63	.524	16-38	.421	9-10	.900	91	7.0	4-12	.333	1-7	.143	3-4	.750	12	4.0
SLACK, Keith	25-56	.446	17-41	.415	8-8	1.000	75	6.3	7-10	.700	6-8	.750	6-6	1.000	26	8.7
BRADLEY, Ryan	13-29	.448	1-5	.200	3-4	.750	30	3.3	2-5	.400	1-2	.500	0-1	.000	5	1.7
WILLIAMS, Donte'	12-22	.545	5-12	.417	0-0	.000	29	2.2	0-2	.000	0-1	.000	0-0	.000	0	0.0
SALZBERG, Ryan	6-7	.857	4-5	.800	0-0	.000	16	2.0	4-4	1.000	3-3	1.000	0-0	.000	11	3.7
BASDEN, Ziv	6-9	.667	0-1	.000	0-0	.000	12	1.7	3-5	.600	0-1	.000	0-0	.000	6	2.0
HOLT, Tajmin	9-28	.321	2-11	.182	0-1	.000	20	1.5	4-8	.500	1-2	.500	0-0	.000	9	3.0
HINES, Da'Shawn	2-2	1.000	1-1	1.000	0-0	.000	5	1.0	1-1	1.000	1-1	1.000	0-0	.000	3	1.5
LUKE, Chris	4-5	.800	0-0	.000	0-0	.000	8	0.7	4-5	.800	0-0	.000	0-0	.000	8	2.7
DUAH, Jeffrey	0-0	.000	0-0	.000	0-0	.000	0	0.0	0-0	.000	0-0	.000	0-0	.000	0	0.0
Totals	397-812	.489	131-350	.374	171-229	.747	1096	84.3	101-194	.521	31-77	.403	46-58	.793	279	93.0
Opponent	335-784	.427	112-329	.340	161-219	.735	943	72.5	72-171	.421	17-57	.298	55-76	.724	216	72.0



**2019-20 Daemen Men's Basketball
Team Overall Conference
Specific games**

Page 2/2
as of Dec 18, 2019

Totals

	Overall Statistics									Conference Statistics								
Player	O-REB	D-REB	TOTAL	PF	FO	A	TO	A/TO	HI PTS	O-REB	D-REB	TOTAL	PF	FO	A	TO	A/TO	HI PTS
SISCHO, Andrew	69	107	176	39	0	23	49	0.5	34	11	22	33	10	0	5	7	0.7	30
HARRIS, Breon	6	35	41	29	1	24	25	1.0	22	2	8	10	5	0	3	3	1.0	22
REDBAND, Jeff	9	41	50	23	0	19	20	1.0	25	1	5	6	6	0	1	5	0.2	18
WALLACE, Joey	19	55	74	36	1	41	35	1.2	19	4	20	24	9	1	12	6	2.0	14
SARKIS, Jay	2	18	20	10	0	30	19	1.6	14	0	6	6	4	0	4	2	2.0	14
HARRIS, Kyle	8	28	36	30	1	17	17	1.0	14	1	7	8	7	0	3	2	1.5	5
SLACK, Keith	2	17	19	9	0	14	10	1.4	15	0	4	4	2	0	1	2	0.5	15
BRADLEY, Ryan	11	14	25	17	0	7	11	0.6	9	1	4	5	7	0	3	3	1.0	3
WILLIAMS, Donte'	3	9	12	10	0	4	6	0.7	8	0	0	0	3	0	0	0	0.0	0
SALZBERG, Ryan	2	2	4	3	0	0	0	0.0	11	0	2	2	2	0	0	0	0.0	11
BASDEN, Ziv	2	2	4	3	0	2	0	2.0	6	1	1	2	3	0	2	0	2.0	6
HOLT, Tajmin	4	7	11	9	0	6	6	1.0	7	1	5	6	3	0	2	3	0.7	7
HINES, Da'Shawn	0	0	0	0	0	2	0	2.0	3	0	0	0	0	0	2	0	2.0	3
LUKE, Chris	2	4	6	8	0	0	1	0.0	4	2	2	4	3	0	0	0	0.0	4
DUAH, Jeffrey	0	1	1	0	0	0	1	0.0	0	0	1	1	0	0	0	0	0.0	0
Totals	152	363	515	226	3	189	202	0.9	103	26	91	117	64	1	38	33	1.2	103
Opponent	111	298	409	240	-	141	197	0.7	87	20	77	97	55	-	23	39	0.6	87



2019-20 Daemen Men's Basketball
Points-rebounds-assists
Specific games

Page 1/1
as of Dec 18, 2019

Opponent	Date	Score		2 HARRIS,BRE	3 HOLT,TAJMI	4 DUAH,JEFFR	5 SARKIS,JAY	10 WILLIAMS,D	11 BOOK,TREVO	12 HARRIS,KYL	14 HINES,DA'S	15 SLACK,KEIT	20 SALZBERG,R	21 CHANDLER,J
vs NMSU	11/01/2019	65-85	L	0-1-0	0-0-0	DNP	2-0-2	8-0-2	DNP	5-2-2	DNP	3-1-0	DNP	DNP
vs MW	11/02/2019	68-64	W	DNP	0-2-0	DNP	7-1-1	5-3-0	DNP	11-2-0	DNP	11-2-0	DNP	DNP
Fel	11/08/2019	95-80	W	18-7-6	0-0-0	DNP	11-2-3	4-4-2	DNP	10-2-0	DNP	5-0-0	DNP	DNP
Nyack	11/09/2019	80-74	W	11-11-7	3-0-0	DNP	6-2-2	0-0-0	DNP	0-0-1	DNP	2-2-2	DNP	DNP
Mercy	11/14/2019	67-65	W	4-1-1	0-0-0	DNP	10-0-1	0-0-0	DNP	11-3-1	DNP	DNP	0-0-0	DNP
WL	11/16/2019	98-83	W	17-3-2	0-1-2	0-0-0	DNP	4-0-0	DNP	11-4-0	0-0-0	6-2-3	0-0-0	DNP
LeM	11/19/2019	89-79	W	14-4-2	2-0-0	DNP	DNP	2-1-0	DNP	7-3-4	DNP	7-2-2	2-0-0	DNP
Wilm	11/23/2019	83-81	W	21-4-3	0-1-0	DNP	0-2-4	0-1-0	DNP	3-4-3	DNP	3-1-1	DNP	DNP
at USci	11/30/2019	83-57	W	DNP	0-0-1	DNP	6-1-5	6-0-0	DNP	7-1-2	0-0-0	10-1-2	0-0-0	DNP
Salem	12/04/2019	89-59	W	DNP	6-1-1	0-0-0	11-6-8	0-3-0	DNP	14-7-1	2-0-0	2-4-3	3-2-0	DNP
RWC	12/07/2019	96-70	W	DNP	7-1-0	0-0-0	14-1-0	0-0-0	DNP	4-3-1	3-0-0	11-3-0	0-0-0	DNP
at Mercy	12/13/2019	103-59	W	11-6-2	2-5-2	0-1-0	9-2-3	0-0-0	DNP	5-3-1	0-0-2	15-1-1	11-2-0	DNP
at STA	12/15/2019	80-87	L	22-4-1	0-0-0	DNP	4-3-1	0-0-0	DNP	3-2-1	DNP	0-0-0	0-0-0	DNP

Opponent	Date	Score		22 SISCHO,AND	23 WALLACE,JO	24 BASDEN,ZIV	25 BRADLEY,RY	30 HIGGINS,PA	33 ATKINS,JOE	34 LUKE,CHRIS	44 REDBAND,JE	51 POUMPEY,JU
vs NMSU	11/01/2019	65-85	L	24-15-5	17-3-1	0-0-0	DNP	DNP	DNP	0-0-0	6-1-0	DNP
vs MW	11/02/2019	68-64	W	11-12-3	8-6-3	DNP	DNP	DNP	DNP	0-0-0	15-3-4	DNP
Fel	11/08/2019	95-80	W	31-19-4	9-6-1	DNP	DNP	DNP	DNP	0-1-0	7-2-2	DNP
Nyack	11/09/2019	80-74	W	34-17-0	2-5-1	DNP	DNP	DNP	DNP	0-1-0	22-3-2	DNP
Mercy	11/14/2019	67-65	W	22-11-1	18-5-3	DNP	2-2-0	DNP	DNP	0-0-0	0-3-0	DNP
WL	11/16/2019	98-83	W	29-18-2	19-5-5	0-0-0	2-2-1	DNP	DNP	0-0-0	10-7-3	DNP
LeM	11/19/2019	89-79	W	27-11-1	6-5-3	DNP	9-5-2	DNP	DNP	DNP	13-4-1	DNP
Wilm	11/23/2019	83-81	W	24-8-0	17-8-2	DNP	6-3-1	DNP	DNP	DNP	9-6-0	DNP
at USci	11/30/2019	83-57	W	16-20-1	7-7-4	4-1-0	2-5-0	DNP	DNP	0-0-0	25-8-2	DNP
Salem	12/04/2019	89-59	W	34-12-1	5-0-6	2-1-0	4-3-0	DNP	DNP	0-0-0	6-7-4	DNP
RWC	12/07/2019	96-70	W	27-11-1	14-9-7	0-0-1	2-1-2	DNP	DNP	4-3-0	10-3-1	DNP
at Mercy	12/13/2019	103-59	W	26-9-2	4-12-3	6-2-1	3-2-0	DNP	DNP	4-1-0	7-1-0	DNP
at STA	12/15/2019	80-87	L	30-13-2	3-3-2	0-0-0	0-2-1	DNP	DNP	0-0-0	18-2-0	DNP



2019-20 Daemen Men's Basketball
Category Leaders
Specific games

Page 1/3
as of Dec 18, 2019

Points

##	Player	G	Pts	Pts/G
22	Sischo, Andrew	13	335	25.8
44	Redband, Jeff	13	148	11.4
23	Wallace, Joey	13	129	9.9
2	Harris, Breon	9	118	13.1
12	Harris, Kyle	13	91	7.0
5	Sarkis, Jay	11	80	7.3
15	Slack, Keith	12	75	6.3
25	Bradley, Ryan	9	30	3.3
10	Williams, Donte'	13	29	2.2
3	Holt, Tajmin	13	20	1.5
20	Salzberg, Ryan	8	16	2.0
24	Basden, Ziv	7	12	1.7
34	Luke, Chris	11	8	0.7
14	Hines, Da'Shawn	5	5	1.0

Scoring Average

##	Player	G	Pts	Pts/G
22	Sischo, Andrew	13	335	25.8
2	Harris, Breon	9	118	13.1
44	Redband, Jeff	13	148	11.4
23	Wallace, Joey	13	129	9.9
5	Sarkis, Jay	11	80	7.3
12	Harris, Kyle	13	91	7.0
15	Slack, Keith	12	75	6.3
25	Bradley, Ryan	9	30	3.3
10	Williams, Donte'	13	29	2.2
20	Salzberg, Ryan	8	16	2.0
24	Basden, Ziv	7	12	1.7
3	Holt, Tajmin	13	20	1.5
14	Hines, Da'Shawn	5	5	1.0
34	Luke, Chris	11	8	0.7

Field Goal Percentage

##	Player	FG	Att	Pct
14	Hines, Da'Shawn	2	2	1.000
20	Salzberg, Ryan	6	7	.857
34	Luke, Chris	4	5	.800
24	Basden, Ziv	6	9	.667
22	Sischo, Andrew	133	203	.655
10	Williams, Donte'	12	22	.545
12	Harris, Kyle	33	63	.524
25	Bradley, Ryan	13	29	.448
15	Slack, Keith	25	56	.446
2	Harris, Breon	41	100	.410
44	Redband, Jeff	44	109	.404
23	Wallace, Joey	42	106	.396
5	Sarkis, Jay	27	73	.370
3	Holt, Tajmin	9	28	.321

Field Goal Attempts

##	Player	G	Att	Att/G
22	Sischo, Andrew	13	203	15.6
44	Redband, Jeff	13	109	8.4
23	Wallace, Joey	13	106	8.2
2	Harris, Breon	9	100	11.1
5	Sarkis, Jay	11	73	6.6

Field Goals Made

##	Player	G	Made	Made/G
22	Sischo, Andrew	13	133	10.2
44	Redband, Jeff	13	44	3.4
23	Wallace, Joey	13	42	3.2
2	Harris, Breon	9	41	4.6
12	Harris, Kyle	13	33	2.5



2019-20 Daemen Men's Basketball
Category Leaders
Specific games

Page 2/3
as of Dec 18, 2019

3-Point FG Percentage

##	Player	3FG	Att	Pct
14	Hines, Da'Shawn	1	1	1.000
20	Salzberg, Ryan	4	5	.800
12	Harris, Kyle	16	38	.421
22	Sischo, Andrew	5	12	.417
10	Williams, Donte'	5	12	.417
15	Slack, Keith	17	41	.415
44	Redband, Jeff	36	87	.414
2	Harris, Breon	19	47	.404
5	Sarkis, Jay	15	45	.333
23	Wallace, Joey	10	45	.222
25	Bradley, Ryan	1	5	.200
3	Holt, Tajmin	2	11	.182

3-Point FG Attempts

##	Player	G	Att	Att/G
44	Redband, Jeff	13	87	6.7
2	Harris, Breon	9	47	5.2
5	Sarkis, Jay	11	45	4.1
23	Wallace, Joey	13	45	3.5
15	Slack, Keith	12	41	3.4

3-Point FG Made

##	Player	G	Made	Made/G
44	Redband, Jeff	13	36	2.8
2	Harris, Breon	9	19	2.1
15	Slack, Keith	12	17	1.4
12	Harris, Kyle	13	16	1.2
5	Sarkis, Jay	11	15	1.4

Free Throw Percentage

##	Player	Made	Att	Pct
15	Slack, Keith	8	8	1.000
44	Redband, Jeff	24	26	.923
12	Harris, Kyle	9	10	.900
23	Wallace, Joey	35	44	.795
25	Bradley, Ryan	3	4	.750
2	Harris, Breon	17	24	.708
22	Sischo, Andrew	64	95	.674
5	Sarkis, Jay	11	17	.647

Free Throw Attempts

##	Player	G	Att	Att/G
22	Sischo, Andrew	13	95	7.3
23	Wallace, Joey	13	44	3.4
44	Redband, Jeff	13	26	2.0
2	Harris, Breon	9	24	2.7
5	Sarkis, Jay	11	17	1.5

Free Throws Made

##	Player	G	Made	Made/G
22	Sischo, Andrew	13	64	4.9
23	Wallace, Joey	13	35	2.7
44	Redband, Jeff	13	24	1.8
2	Harris, Breon	9	17	1.9
5	Sarkis, Jay	11	11	1.0

Rebounds

##	Player	G	Reb	Reb/G
22	Sischo, Andrew	13	176	13.5
23	Wallace, Joey	13	74	5.7
44	Redband, Jeff	13	50	3.8
2	Harris, Breon	9	41	4.6
12	Harris, Kyle	13	36	2.8

Assists

##	Player	G	Ast	Ast/G
23	Wallace, Joey	13	41	3.2
5	Sarkis, Jay	11	30	2.7
2	Harris, Breon	9	24	2.7
22	Sischo, Andrew	13	23	1.8
44	Redband, Jeff	13	19	1.5

Rebounds Average

##	Player	G	Reb	Reb/G
22	Sischo, Andrew	13	176	13.5
23	Wallace, Joey	13	74	5.7
2	Harris, Breon	9	41	4.6
44	Redband, Jeff	13	50	3.8
25	Bradley, Ryan	9	25	2.8

Steals

##	Player	G	Stl	Stl/G
2	Harris, Breon	9	17	1.9
44	Redband, Jeff	13	13	1.0
23	Wallace, Joey	13	12	0.9
5	Sarkis, Jay	11	12	1.1
22	Sischo, Andrew	13	9	0.7



2019-20 Daemen Men's Basketball
Category Leaders
Specific games

Page 3/3
as of Dec 18, 2019

Offensive Rebounds

##	Player	G	OReb	OReb/G
22	Sischo, Andrew	13	69	5.3
23	Wallace, Joey	13	19	1.5
25	Bradley, Ryan	9	11	1.2
44	Redband, Jeff	13	9	0.7
12	Harris, Kyle	13	8	0.6

Blocked Shots

##	Player	G	Blk	Blk/G
22	Sischo, Andrew	13	18	1.4
44	Redband, Jeff	13	14	1.1
25	Bradley, Ryan	9	4	0.4
3	Holt, Tajmin	13	4	0.3
12	Harris, Kyle	13	3	0.2

Defensive Rebounds

##	Player	G	DReb	DReb/G
22	Sischo, Andrew	13	107	8.2
23	Wallace, Joey	13	55	4.2
44	Redband, Jeff	13	41	3.2
2	Harris, Breon	9	35	3.9
12	Harris, Kyle	13	28	2.2

Minutes

##	Player	G	Min	Min/G
22	Sischo, Andrew	13	444	34:11
44	Redband, Jeff	13	392	30:10
23	Wallace, Joey	13	382	29:21
5	Sarkis, Jay	11	348	31:41
12	Harris, Kyle	13	282	21:43

Fouls

##	Player	G	PF	PF/G
22	Sischo, Andrew	13	39	3.0
23	Wallace, Joey	13	36	2.8
12	Harris, Kyle	13	30	2.3
2	Harris, Breon	9	29	3.2
44	Redband, Jeff	13	23	1.8

Turnovers

##	Player	G	TO	TO/G
22	Sischo, Andrew	13	49	3.8
23	Wallace, Joey	13	35	2.7
2	Harris, Breon	9	25	2.8
44	Redband, Jeff	13	20	1.5
5	Sarkis, Jay	11	19	1.7

Foul Outs

##	Player	G	FO
23	Wallace, Joey	13	1
12	Harris, Kyle	13	1
2	Harris, Breon	9	1



2019-20 Daemen Men's Basketball
Season Box - Average per 40 Minutes
Specific games

Page 1/1
as of Dec 18, 2019

##	Player	min	fgm	fga	pct	3fgm	3fga	pct	ftm	fta	pct	oreb	dreb	treb	pf	a	to	blk	stl	pts
24	BASDEN, Ziv	40	14.3	21.4	.667	0.0	2.4	.000	0.0	0.0	.000	4.8	4.8	9.5	7.1	4.8	0.0	2.4	0.0	28.5
25	BRADLEY, Ryan	40	5.1	11.4	.448	0.4	2.0	.200	1.2	1.6	.750	4.3	5.5	9.8	6.7	2.7	4.3	1.6	2.0	11.8
4	DUAH, Jeffrey	40	0.0	0.0	.000	0.0	0.0	.000	0.0	0.0	.000	0.0	9.9	9.9	0.0	0.0	9.9	0.0	0.0	0.0
2	HARRIS, Breon	40	7.0	17.1	.410	3.2	8.0	.404	2.9	4.1	.708	1.0	6.0	7.0	5.0	4.1	4.3	0.0	2.9	20.2
12	HARRIS, Kyle	40	4.7	8.9	.524	2.3	5.4	.421	1.3	1.4	.900	1.1	4.0	5.1	4.2	2.4	2.4	0.4	0.3	12.9
14	HINES, Da'Shawn	40	9.3	9.3	1.000	4.7	4.7	1.000	0.0	0.0	.000	0.0	0.0	0.0	0.0	9.3	0.0	0.0	4.7	23.4
3	HOLT, Tajmin	40	4.3	13.4	.321	1.0	5.3	.182	0.0	0.5	.000	1.9	3.4	5.3	4.3	2.9	2.9	1.9	1.9	9.6
34	LUKE, Chris	40	7.7	9.6	.800	0.0	0.0	.000	0.0	0.0	.000	3.8	7.7	11.5	15.3	0.0	1.9	0.0	1.9	15.3
44	REDBAND, Jeff	40	4.5	11.1	.404	3.7	8.9	.414	2.4	2.7	.923	0.9	4.2	5.1	2.3	1.9	2.0	1.4	1.3	15.1
20	SALZBERG, Ryan	40	11.0	12.9	.857	7.4	9.2	.800	0.0	0.0	.000	3.7	3.7	7.4	5.5	0.0	0.0	0.0	5.5	29.4
5	SARKIS, Jay	40	3.1	8.4	.370	1.7	5.2	.333	1.3	2.0	.647	0.2	2.1	2.3	1.1	3.4	2.2	0.0	1.4	9.2
22	SISCHO, Andrew	40	12.0	18.3	.655	0.5	1.1	.417	5.8	8.6	.674	6.2	9.6	15.8	3.5	2.1	4.4	1.6	0.8	30.2
15	SLACK, Keith	40	5.8	12.9	.446	3.9	9.4	.415	1.8	1.8	1.000	0.5	3.9	4.4	2.1	3.2	2.3	0.0	0.9	17.3
23	WALLACE, Joey	40	4.4	11.1	.396	1.0	4.7	.222	3.7	4.6	.795	2.0	5.8	7.8	3.8	4.3	3.7	0.1	1.3	13.5
10	WILLIAMS, Donte'	40	5.6	10.2	.545	2.3	5.6	.417	0.0	0.0	.000	1.4	4.2	5.6	4.6	1.9	2.8	0.9	0.5	13.5

Note: All statistics are pro-rated based on an average per 40-minute game.



2019-20 Daemen Men's Basketball Opponents Game-by-Game Specific games

Page 1/1
as of Dec 18, 2019

				Total		3-Pointers		Free throws		Rebounds											
Opponent	Date	Score		FG-FGA	PCT	3FG-FGA	PCT	FT-FTA	PCT	OFF	DEF	TOT	AVG	PF	A	TO	BLK	STL	PTS	AVG	
vs Northwest Mo. St.	11/01/2019	65-85	L	30-53	.566	11-25	.440	14-15	.933	6	19	25	25.0	16	16	7	1	9	85	85.0	
vs Missouri Western	11/02/2019	68-64	W	22-55	.400	6-28	.214	14-18	.778	11	18	29	27.0	23	5	19	4	8	64	74.5	
Felician	11/08/2019	95-80	W	29-84	.345	9-34	.265	13-14	.929	16	24	40	31.3	19	11	13	1	11	80	76.3	
Nyack	11/09/2019	80-74	W	26-68	.382	9-27	.333	13-17	.765	10	23	33	31.8	21	11	9	3	12	74	75.8	
Mercyhurst	11/14/2019	67-65	W	24-47	.511	6-20	.300	11-13	.846	8	17	25	30.4	21	13	19	0	8	65	73.6	
West Liberty	11/16/2019	98-83	W	31-76	.408	8-26	.308	13-19	.684	14	20	34	31.0	23	11	19	3	13	83	75.2	
Le Moyne	11/19/2019	89-79	W	26-58	.448	16-33	.485	11-17	.647	7	25	32	31.1	15	12	15	3	4	79	75.7	
Wilmington (DE)	11/23/2019	83-81	W	32-64	.500	15-28	.536	2-7	.286	7	29	36	31.8	20	16	15	4	7	81	76.4	
at USciences	11/30/2019	83-57	W	19-50	.380	6-19	.316	13-16	.813	7	25	32	31.8	13	11	19	3	5	57	74.2	
Salem (WV)	12/04/2019	89-59	W	24-58	.414	9-32	.281	2-7	.286	5	21	26	31.2	14	12	23	3	10	59	72.7	
Roberts Wesleyan	12/07/2019	96-70	W	24-54	.444	7-21	.333	15-24	.625	5	22	27	30.8	21	7	13	2	3	70	72.5	
at Mercy	12/13/2019	103-59	W	20-62	.323	4-20	.200	15-20	.750	6	26	32	30.9	14	4	11	2	4	59	71.3	
at St. Thomas Aquinas	12/15/2019	80-87	L	28-55	.509	6-16	.375	25-32	.781	9	29	38	31.5	20	12	15	1	2	87	72.5	
Total		943		335-784	.427	112-329	.340	161-219	.735	111	298	409	31.5	240	141	197	30	96	943	72.5	
Daemen		1096		397-812	.489	131-350	.374	171-229	.747	152	363	515	39.6	226	189	202	47	84	1096	84.3	

Opponents Averages

Games Played	Points/game	FG Pct	3FG Pct	FT Pct	Rebounds/game	Assists/game	Turnovers/game	Assist/Turnover ratio	Steals/game	Blocks/game
13	72.5	42.7	34.0	73.5	31.5	10.8	15.2	0.7	7.4	2.3



**2019-20 Daemen Men's Basketball
Individual Career Summaries
All games**

Page 1/10
as of Dec 18, 2019

ATKINS, Joey

				Field Goals		3-Point		F-Throws		Rebounds										Scoring	
SEASON	TEAM	GP-GS	MIN/AVG	FG-FGA	FG%	3FG-FGA	3FG%	FT-FTA	FT%	OFF	DEF	TOT	AVG	PF-FO	AST	TO	BLK	STL	PTS	AVG	
2018-19	Jeff	15-0	71/4.7	8-21	.381	1-2	.500	5-10	.500	2	8	10	0.7	12-0	0	8	5	4	22	1.5	
TOTAL FOR Daemen		0-0	0/0.0	0-0	.000	0-0	.000	0-0	.000	0	0	0	0.0	0-0	0	0	0	0	0	0.0	
TOTAL		15-0	71/4.7	8-21	.381	1-2	.500	5-10	.500	2	8	10	0.7	12-0	0	8	5	4	22	1.5	

Single Game Highs

Statistic	Value	
Points	10	vs Caldwell 01/21/19
Rebounds	3	at Concordia (NY) 02/16/19
Steals	2	vs Caldwell 01/21/19
Blocks	2	at Holy Family 03/02/19
FG Made	3	vs Caldwell 01/21/19
FG Attempts	7	vs Caldwell 01/21/19
3FG Made	1	at Nyack 01/26/19
3FG Attempts	1	at Nyack 01/26/19, vs Caldwell 01/21/19
FT Made	4	vs Caldwell 01/21/19
FT Attempts	5	vs Caldwell 01/21/19

BASDEN, Ziv

				Field Goals		3-Point		F-Throws		Rebounds										Scoring	
SEASON	TEAM	GP-GS	MIN/AVG	FG-FGA	FG%	3FG-FGA	3FG%	FT-FTA	FT%	OFF	DEF	TOT	AVG	PF-FO	AST	TO	BLK	STL	PTS	AVG	
2018-19	Daemen	16-0	53/3.3	14-18	.778	0-1	.000	6-11	.545	10	14	24	1.5	7-0	1	5	0	2	34	2.1	
2019-20	Daemen	7-0	17/2.4	6-9	.667	0-1	.000	0-0	.000	2	2	4	0.6	3-0	2	0	1	0	12	1.7	
TOTAL		23-0	70/3.0	20-27	.741	0-2	.000	6-11	.545	12	16	28	1.2	10-0	3	5	1	2	46	2.0	

Single Game Highs

Statistic	Value	
Points	13	at LIU Post 12/14/18
Rebounds	9	at LIU Post 12/14/18
Assists	1	at LIU Post 12/14/18, vs Roberts Wesleyan 12/07/19, at Mercy 12/13/19
Steals	1	vs LIU Post 02/15/19, at LIU Post 12/14/18
Blocks	1	vs Roberts Wesleyan 12/07/19
FG Made	5	at LIU Post 12/14/18
FG Attempts	7	at LIU Post 12/14/18
3FG Attempts	1	at LIU Post 12/14/18, at Mercy 12/13/19
FT Made	3	at LIU Post 12/14/18
FT Attempts	4	at LIU Post 12/14/18



**2019-20 Daemen Men's Basketball
Individual Career Summaries
All games**

Page 2/10
as of Dec 18, 2019

BOOK, Trevor

				Field Goals		3-Point		F-Throws		Rebounds									Scoring	
SEASON	TEAM	GP-GS	MIN/AVG	FG-FGA	FG%	3FG-FGA	3FG%	FT-FTA	FT%	OFF	DEF	TOT	AVG	PF-FO	AST	TO	BLK	STL	PTS	AVG
2018-19	Daemen	20-0	112/5.6	18-35	.514	6-14	.429	8-10	.800	7	14	21	1.1	8-0	8	1	1	5	50	2.5
TOTAL		20-0	112/5.6	18-35	.514	6-14	.429	8-10	.800	7	14	21	1.1	8-0	8	1	1	5	50	2.5

Single Game Highs

Statistic	Value	
Points	13	vs LIU Post 02/15/19
Rebounds	5	at New York Tech 12/16/18
Assists	4	at LIU Post 12/14/18
Steals	2	vs LIU Post 02/15/19
Blocks	1	at LIU Post 12/14/18
FG Made	5	vs LIU Post 02/15/19
FG Attempts	9	vs LIU Post 02/15/19
3FG Made	2	vs LIU Post 02/15/19, vs Dist. Columbia 01/27/19
3FG Attempts	4	vs LIU Post 02/15/19
FT Made	2	at Queens (NY) 02/10/19, vs Lake Erie 11/26/18, at New York Tech 12/16/18
FT Attempts	3	vs Lake Erie 11/26/18

BRADLEY, Ryan

				Field Goals		3-Point		F-Throws		Rebounds									Scoring	
SEASON	TEAM	GP-GS	MIN/AVG	FG-FGA	FG%	3FG-FGA	3FG%	FT-FTA	FT%	OFF	DEF	TOT	AVG	PF-FO	AST	TO	BLK	STL	PTS	AVG
2018-19	Daemen	1-0	2/2.0	0-0	.000	0-0	.000	0-0	.000	0	0	0	0.0	0-0	0	0	0	0	0	0.0
2019-20	Daemen	9-0	102/11.3	13-29	.448	1-5	.200	3-4	.750	11	14	25	2.8	17-0	7	11	4	5	30	3.3
TOTAL		10-0	104/10.4	13-29	.448	1-5	.200	3-4	.750	11	14	25	2.5	17-0	7	11	4	5	30	3.0

Single Game Highs

Statistic	Value	
Points	9	vs Le Moyne 11/19/19
Rebounds	5	vs Le Moyne 11/19/19, at USciences 11/30/19
Assists	2	vs Le Moyne 11/19/19, vs Roberts Wesleyan 12/07/19
Steals	1	5 times
Blocks	2	vs West Liberty 11/16/19
FG Made	3	vs Le Moyne 11/19/19, vs Wilmington (DE) 11/23/19
FG Attempts	6	vs Salem (WV) 12/04/19
3FG Made	1	at Mercy 12/13/19
3FG Attempts	2	at USciences 11/30/19, at Mercy 12/13/19
FT Made	3	vs Le Moyne 11/19/19
FT Attempts	3	vs Le Moyne 11/19/19



**2019-20 Daemen Men's Basketball
Individual Career Summaries
All games**

Page 3/10
as of Dec 18, 2019

DUAH, Jeffrey

				Field Goals		3-Point		F-Throws		Rebounds									Scoring	
SEASON	TEAM	GP-GS	MIN/AVG	FG-FGA	FG%	3FG-FGA	3FG%	FT-FTA	FT%	OFF	DEF	TOT	AVG	PF-FO	AST	TO	BLK	STL	PTS	AVG
2017-18	Daemen	11-0	5/0.5	1-2	.500	0-0	.000	0-0	.000	1	0	1	0.1	2-0	0	0	0	0	2	0.2
2018-19	Daemen	9-0	23/2.5	0-7	.000	0-2	.000	1-3	.333	1	2	3	0.3	0-0	5	3	0	0	1	0.1
2019-20	Daemen	4-0	4/1.0	0-0	.000	0-0	.000	0-0	.000	0	1	1	0.3	0-0	0	1	0	0	0	0.0
TOTAL		24-0	32/1.3	1-9	.111	0-2	.000	1-3	.333	2	3	5	0.2	2-0	5	4	0	0	3	0.1

Single Game Highs

Statistic	Value	
Points	2	at Roberts Wesleyan 01/06/18
Rebounds	1	5 times
Assists	2	vs Mercy 03/01/19
FG Made	1	at Roberts Wesleyan 01/06/18
FG Attempts	5	vs LIU Post 02/15/19
3FG Attempts	1	vs Caldwell 11/09/18, vs LIU Post 02/15/19
FT Made	1	vs Lake Erie 11/26/18
FT Attempts	2	vs Lake Erie 11/26/18

HARRIS, Breon

				Field Goals		3-Point		F-Throws		Rebounds									Scoring	
SEASON	TEAM	GP-GS	MIN/AVG	FG-FGA	FG%	3FG-FGA	3FG%	FT-FTA	FT%	OFF	DEF	TOT	AVG	PF-FO	AST	TO	BLK	STL	PTS	AVG
2016-17	Daemen	10-0	46/4.6	3-7	.429	2-6	.333	2-3	.667	2	6	8	0.8	5-0	3	3	0	3	10	1.0
2017-18	Daemen	30-19	856/28.5	108-227	.476	27-85	.318	46-72	.639	20	104	124	4.1	57-2	94	89	14	70	289	9.6
2018-19	Daemen	30-29	833/27.8	118-299	.395	55-153	.359	62-82	.756	15	84	99	3.3	67-2	65	59	9	52	353	11.8
2019-20	Daemen	9-7	234/26.0	41-100	.410	19-47	.404	17-24	.708	6	35	41	4.6	29-1	24	25	0	17	118	13.1
TOTAL		79-55	1969/24.9	270-633	.427	103-291	.354	127-181	.702	43	229	272	3.4	158-5	186	176	23	142	770	9.7

Single Game Highs

Statistic	Value	
Points	28	vs Bridgeport 01/28/18
Rebounds	11	vs Nyack 11/09/19
Assists	8	at Roberts Wesleyan 01/06/18
Steals	7	vs LIU Post 01/12/18
Blocks	2	5 times
FG Made	10	vs Bridgeport 01/28/18
FG Attempts	19	vs Molloy 02/16/18
3FG Made	6	at Mercy 01/18/19
3FG Attempts	10	at Mercy 01/18/19, at Bridgeport 03/09/19
FT Made	9	at Queens (NY) 02/10/19
FT Attempts	11	vs Bridgeport 01/28/18



**2019-20 Daemen Men's Basketball
Individual Career Summaries
All games**

Page 4/10
as of Dec 18, 2019

HARRIS, Kyle

				Field Goals		3-Point		F-Throws		Rebounds									Scoring	
SEASON	TEAM	GP-GS	MIN/AVG	FG-FGA	FG%	3FG-FGA	3FG%	FT-FTA	FT%	OFF	DEF	TOT	AVG	PF-FO	AST	TO	BLK	STL	PTS	AVG
2019-20	Daemen	13-7	282/21.7	33-63	.524	16-38	.421	9-10	.900	8	28	36	2.8	30-1	17	17	3	2	91	7.0
TOTAL		13-7	282/21.7	33-63	.524	16-38	.421	9-10	.900	8	28	36	2.8	30-1	17	17	3	2	91	7.0

Single Game Highs

Statistic	Value	
Points	14	vs Salem (WV) 12/04/19
Rebounds	7	vs Salem (WV) 12/04/19
Assists	4	vs Le Moyne 11/19/19
Steals	1	vs Northwest Mo. St. 11/01/19, at St. Thomas Aquinas 12/15/19
Blocks	1	vs Le Moyne 11/19/19, at USciences 11/30/19, at St. Thomas Aquinas 12/15/19
FG Made	5	vs Missouri Western 11/02/19, vs Mercyhurst 11/14/19, vs Salem (WV) 12/04/19
FG Attempts	9	vs Missouri Western 11/02/19
3FG Made	4	vs Salem (WV) 12/04/19
3FG Attempts	6	vs Salem (WV) 12/04/19
FT Made	2	4 times
FT Attempts	2	5 times

HINES, Da'shawn

				Field Goals		3-Point		F-Throws		Rebounds									Scoring	
SEASON	TEAM	GP-GS	MIN/AVG	FG-FGA	FG%	3FG-FGA	3FG%	FT-FTA	FT%	OFF	DEF	TOT	AVG	PF-FO	AST	TO	BLK	STL	PTS	AVG
2017-18	Daemen	11-0	6/0.5	2-4	.500	0-1	.000	1-1	1.000	0	1	1	0.1	1-0	1	1	0	1	5	0.5
2019-20	Daemen	5-0	9/1.7	2-2	1.000	1-1	1.000	0-0	.000	0	0	0	0.0	0-0	2	0	0	1	5	1.0
TOTAL		16-0	15/0.9	4-6	.667	1-2	.500	1-1	1.000	0	1	1	0.1	1-0	3	1	0	2	10	0.6

Single Game Highs

Statistic	Value	
Points	5	at Roberts Wesleyan 01/06/18
Rebounds	1	vs Dist. Columbia 01/10/18
Assists	2	at Mercy 12/13/19
Steals	1	at Roberts Wesleyan 01/06/18, at Mercy 12/13/19
FG Made	2	at Roberts Wesleyan 01/06/18
FG Attempts	3	at Roberts Wesleyan 01/06/18
3FG Made	1	vs Roberts Wesleyan 12/07/19
3FG Attempts	1	at New York Tech 02/25/18, vs Roberts Wesleyan 12/07/19
FT Made	1	at Roberts Wesleyan 01/06/18
FT Attempts	1	at Roberts Wesleyan 01/06/18



**2019-20 Daemen Men's Basketball
Individual Career Summaries
All games**

Page 5/10
as of Dec 18, 2019

HOLT, Tajmin

				Field Goals		3-Point		F-Throws		Rebounds									Scoring	
SEASON	TEAM	GP-GS	MIN/AVG	FG-FGA	FG%	3FG-FGA	3FG%	FT-FTA	FT%	OFF	DEF	TOT	AVG	PF-FO	AST	TO	BLK	STL	PTS	AVG
2017-18	Daemen	4-0	4/1.0	0-0	.000	0-0	.000	0-0	.000	0	0	0	0.0	0-0	0	0	0	0	0	0.0
2019-20	Daemen	13-0	83/6.4	9-28	.321	2-11	.182	0-1	.000	4	7	11	0.8	9-0	6	6	4	4	20	1.5
TOTAL		17-0	87/5.1	9-28	.321	2-11	.182	0-1	.000	4	7	11	0.6	9-0	6	6	4	4	20	1.2

Single Game Highs

Statistic	Value	
Points	7	vs Roberts Wesleyan 12/07/19
Rebounds	5	at Mercy 12/13/19
Assists	2	vs West Liberty 11/16/19, at Mercy 12/13/19
Steals	1	4 times
Blocks	2	vs Salem (WV) 12/04/19
FG Made	3	vs Salem (WV) 12/04/19, vs Roberts Wesleyan 12/07/19
FG Attempts	6	vs Salem (WV) 12/04/19, vs Roberts Wesleyan 12/07/19
3FG Made	1	vs Nyack 11/09/19, vs Roberts Wesleyan 12/07/19
3FG Attempts	2	4 times
FT Attempts	1	vs Salem (WV) 12/04/19

LUKE, Chris

				Field Goals		3-Point		F-Throws		Rebounds									Scoring	
SEASON	TEAM	GP-GS	MIN/AVG	FG-FGA	FG%	3FG-FGA	3FG%	FT-FTA	FT%	OFF	DEF	TOT	AVG	PF-FO	AST	TO	BLK	STL	PTS	AVG
2019-20	Daemen	11-0	21/1.9	4-5	.800	0-0	.000	0-0	.000	2	4	6	0.5	8-0	0	1	0	1	8	0.7
TOTAL		11-0	21/1.9	4-5	.800	0-0	.000	0-0	.000	2	4	6	0.5	8-0	0	1	0	1	8	0.7

Single Game Highs

Statistic	Value	
Points	4	vs Roberts Wesleyan 12/07/19, at Mercy 12/13/19
Rebounds	3	vs Roberts Wesleyan 12/07/19
Steals	1	at USciences 11/30/19
FG Made	2	vs Roberts Wesleyan 12/07/19, at Mercy 12/13/19
FG Attempts	3	at Mercy 12/13/19



**2019-20 Daemen Men's Basketball
Individual Career Summaries
All games**

Page 6/10
as of Dec 18, 2019

REDBAND, Jeff

				Field Goals		3-Point		F-Throws		Rebounds										Scoring	
SEASON	TEAM	GP-GS	MIN/AVG	FG-FGA	FG%	3FG-FGA	3FG%	FT-FTA	FT%	OFF	DEF	TOT	AVG	PF-FO	AST	TO	BLK	STL	PTS	AVG	
2016-17	Daemen	28-27	745/26.6	101-222	.455	68-151	.450	17-22	.773	30	81	111	4.0	56-2	36	33	20	18	287	10.3	
2017-18	Daemen	30-29	959/32.0	118-274	.431	69-169	.408	32-35	.914	33	104	137	4.6	62-2	58	53	22	21	337	11.2	
2018-19	Daemen	30-29	920/30.7	127-277	.458	79-179	.441	56-66	.848	49	117	166	5.5	56-0	47	29	25	32	389	13.0	
2019-20	Daemen	13-13	392/30.2	44-109	.404	36-87	.414	24-26	.923	9	41	50	3.8	23-0	19	20	14	13	148	11.4	
TOTAL		101-98	3016/29.9	390-882	.442	252-586	.430	129-149	.866	121	343	464	4.6	197-4	160	135	81	84	1161	11.5	

Single Game Highs

Statistic	Value	
Points	25	at USciences 11/30/19
Rebounds	11	at Molloy 02/08/19
Assists	6	at Salem (WV) 01/03/18
Steals	4	vs Roberts Wesleyan 02/02/19, at Mercy 12/15/17
Blocks	3	4 times
FG Made	9	at USciences 11/30/19
FG Attempts	17	at LIU Post 02/23/18
3FG Made	7	vs LIU Post 02/15/19, at USciences 11/30/19
3FG Attempts	13	at LIU Post 02/23/18
FT Made	9	vs Slippery Rock 11/24/18
FT Attempts	10	vs Slippery Rock 11/24/18

SALZBERG, Ryan

				Field Goals		3-Point		F-Throws		Rebounds									Scoring	
SEASON	TEAM	GP-GS	MIN/AVG	FG-FGA	FG%	3FG-FGA	3FG%	FT-FTA	FT%	OFF	DEF	TOT	AVG	PF-FO	AST	TO	BLK	STL	PTS	AVG
2019-20	Daemen	8-0	22/2.7	6-7	.857	4-5	.800	0-0	.000	2	2	4	0.5	3-0	0	0	0	3	16	2.0
TOTAL		8-0	22/2.7	6-7	.857	4-5	.800	0-0	.000	2	2	4	0.5	3-0	0	0	0	3	16	2.0

Single Game Highs

Statistic	Value	
Points	11	at Mercy 12/13/19
Rebounds	2	vs Salem (WV) 12/04/19, at Mercy 12/13/19
Steals	2	vs Le Moyne 11/19/19
FG Made	4	at Mercy 12/13/19
FG Attempts	4	at Mercy 12/13/19
3FG Made	3	at Mercy 12/13/19
3FG Attempts	3	at Mercy 12/13/19



**2019-20 Daemen Men's Basketball
Individual Career Summaries
All games**

Page 7/10
as of Dec 18, 2019

SARKIS, Jay

				Field Goals		3-Point		F-Throws		Rebounds									Scoring	
SEASON	TEAM	GP-GS	MIN/AVG	FG-FGA	FG%	3FG-FGA	3FG%	FT-FTA	FT%	OFF	DEF	TOT	AVG	PF-FO	AST	TO	BLK	STL	PTS	AVG
2015-16	Daemen	29-26	732/25.2	79-169	.467	41-89	.461	48-56	.857	11	61	72	2.5	44-2	68	47	0	21	247	8.5
2017-18	Daemen	30-30	1057/35.2	117-263	.445	68-160	.425	70-83	.843	7	79	86	2.9	51-1	106	83	0	20	372	12.4
2018-19	Daemen	23-20	690/30.0	58-149	.389	38-91	.418	34-42	.810	8	59	67	2.9	33-0	71	44	1	12	188	8.2
2019-20	Daemen	11-11	348/31.7	27-73	.370	15-45	.333	11-17	.647	2	18	20	1.8	10-0	30	19	0	12	80	7.3
TOTAL		93-87	2828/30.4	281-654	.430	162-385	.421	163-198	.823	28	217	245	2.6	138-3	275	193	1	65	887	9.5

Single Game Highs

Statistic	Value	
Points	24	at Dist. Columbia 02/04/18, at New York Tech 02/25/18
Rebounds	7	vs Bridgeport 03/03/19
Assists	11	at Queens (NY) 01/21/18
Steals	4	vs Queens (NY) 01/24/16
Blocks	1	vs Dist. Columbia 01/27/19
FG Made	8	at Saint Rose 12/31/17, at New York Tech 02/25/18
FG Attempts	16	vs Molloy 02/16/18
3FG Made	6	at New York Tech 02/25/18
3FG Attempts	9	4 times
FT Made	11	at Dist. Columbia 02/04/18
FT Attempts	11	at Dist. Columbia 02/04/18, vs Bridgeport 02/07/16



**2019-20 Daemen Men's Basketball
Individual Career Summaries
All games**

Page 8/10
as of Dec 18, 2019

SISCHO, Andrew

				Field Goals		3-Point		F-Throws		Rebounds									Scoring	
SEASON	TEAM	GP-GS	MIN/AVG	FG-FGA	FG%	3FG-FGA	3FG%	FT-FTA	FT%	OFF	DEF	TOT	AVG	PF-FO	AST	TO	BLK	STL	PTS	AVG
2017-18	Daemen	30-18	706/23.5	195-345	.565	3-17	.176	69-106	.651	89	172	261	8.7	71-0	28	65	25	11	462	15.4
2018-19	Daemen	28-26	832/29.7	229-391	.586	4-8	.500	123-169	.728	106	176	282	10.1	72-0	30	58	28	24	585	20.9
2019-20	Daemen	13-13	444/34.2	133-203	.655	5-12	.417	64-95	.674	69	107	176	13.5	39-0	23	49	18	9	335	25.8
TOTAL		71-57	1982/27.9	557-939	.593	12-37	.324	256-370	.692	264	455	719	10.1	182-0	81	172	71	44	1382	19.5

Single Game Highs

Statistic	Value	
Points	36	at Molloy 02/08/19, vs Molloy 02/16/18
Rebounds	23	vs Molloy 02/16/18
Assists	5	vs Northwest Mo. St. 11/01/19
Steals	4	at USciences 11/30/19
Blocks	5	vs Felician 11/08/19
FG Made	16	at Molloy 02/08/19
FG Attempts	26	at Molloy 02/08/19
3FG Made	1	12 times
3FG Attempts	3	at St. Thomas Aquinas 12/15/19
FT Made	12	vs Molloy 02/16/18
FT Attempts	15	vs Molloy 02/16/18

SLACK, Keith

				Field Goals		3-Point		F-Throws		Rebounds									Scoring	
SEASON	TEAM	GP-GS	MIN/AVG	FG-FGA	FG%	3FG-FGA	3FG%	FT-FTA	FT%	OFF	DEF	TOT	AVG	PF-FO	AST	TO	BLK	STL	PTS	AVG
2019-20	Daemen	12-1	174/14.5	25-56	.446	17-41	.415	8-8	1.000	2	17	19	1.6	9-0	14	10	0	4	75	6.3
TOTAL		12-1	174/14.5	25-56	.446	17-41	.415	8-8	1.000	2	17	19	1.6	9-0	14	10	0	4	75	6.3

Single Game Highs

Statistic	Value	
Points	15	at Mercy 12/13/19
Rebounds	4	vs Salem (WV) 12/04/19
Assists	3	vs West Liberty 11/16/19, vs Salem (WV) 12/04/19
Steals	1	4 times
FG Made	5	at Mercy 12/13/19
FG Attempts	9	vs Missouri Western 11/02/19
3FG Made	5	at Mercy 12/13/19
3FG Attempts	7	vs Missouri Western 11/02/19
FT Made	6	vs Roberts Wesleyan 12/07/19
FT Attempts	6	vs Roberts Wesleyan 12/07/19



**2019-20 Daemen Men's Basketball
Individual Career Summaries
All games**

Page 9/10
as of Dec 18, 2019

WALLACE, Joey

				Field Goals		3-Point		F-Throws		Rebounds									Scoring	
SEASON	TEAM	GP-GS	MIN/AVG	FG-FGA	FG%	3FG-FGA	3FG%	FT-FTA	FT%	OFF	DEF	TOT	AVG	PF-FO	AST	TO	BLK	STL	PTS	AVG
2015-16	SCSU	30-23	802/26.7	84-195	.431	29-81	.358	34-60	.567	47	78	125	4.2	71-1	98	55	3	27	231	7.7
2016-17	SCSU	28-24	942/33.6	102-243	.420	26-78	.333	68-89	.764	37	123	160	5.7	69-1	129	93	13	41	298	10.6
2017-18	SCSU	3-3	103/34.3	13-34	.382	3-9	.333	3-8	.375	9	12	21	7.0	7-0	8	13	1	7	32	10.7
2018-19	SCSU	24-12	712/29.7	77-167	.461	20-60	.333	21-34	.618	44	85	129	5.4	61-0	42	33	8	22	195	8.1
2019-20	Daemen	13-13	382/29.3	42-106	.396	10-45	.222	35-44	.795	19	55	74	5.7	36-1	41	35	1	12	129	9.9
TOTAL FOR Daemen		13-13	382/29.3	42-106	.396	10-45	.222	35-44	.795	19	55	74	5.7	36-1	41	35	1	12	129	9.9
TOTAL		98-75	2941/30.0	318-745	.427	88-273	.322	161-235	.685	156	353	509	5.2	244-3	318	229	26	109	885	9.0

Single Game Highs

Statistic	Value	
Points	22	vs Saint Rose 02/09/19
Rebounds	13	at St. Anselm 03/03/19
Assists	10	vs Merrimack 01/10/17
Steals	4	vs St. Anselm 01/14/17, at Saint Michael's 12/10/15
Blocks	4	at LIU Post 01/02/19
FG Made	9	at Le Moyne 11/18/17
FG Attempts	17	at Le Moyne 11/18/17, at Saint Michael's 12/10/15
3FG Made	5	at Saint Michael's 12/10/15
3FG Attempts	11	at Saint Michael's 12/10/15
FT Made	10	vs Wilmington (DE) 11/23/19
FT Attempts	11	at USciences 11/19/16, vs Wilmington (DE) 11/23/19



**2019-20 Daemen Men's Basketball
Individual Career Summaries
All games**

Page 10/10
as of Dec 18, 2019

WILLIAMS, Donte'

				Field Goals		3-Point		F-Throws		Rebounds										Scoring	
SEASON	TEAM	GP-GS	MIN/AVG	FG-FGA	FG%	3FG-FGA	3FG%	FT-FTA	FT%	OFF	DEF	TOT	AVG	PF-FO	AST	TO	BLK	STL	PTS	AVG	
2018-19	CUP	21-17	657/31.3	82-185	.443	27-95	.284	34-53	.642	34	76	110	5.2	47-0	15	37	21	21	225	10.7	
2019-20	Daemen	13-0	86/6.6	12-22	.545	5-12	.417	0-0	.000	3	9	12	0.9	10-0	4	6	2	1	29	2.2	
TOTAL FOR Daemen		13-0	86/6.6	12-22	.545	5-12	.417	0-0	.000	3	9	12	0.9	10-0	4	6	2	1	29	2.2	
TOTAL		34-17	743/21.9	94-207	.454	32-107	.299	34-53	.642	37	85	122	3.6	57-0	19	43	23	22	254	7.5	

Single Game Highs

Statistic	Value	
Points	19	vs Bloomsburg 12/18/18, vs Slippery Rock 01/09/19
Rebounds	12	at Slippery Rock 02/02/19
Assists	4	at Gannon 01/05/19
Steals	4	at Slippery Rock 02/02/19
Blocks	2	6 times
FG Made	7	vs Gannon 02/13/19
FG Attempts	16	at Indiana (PA) 01/23/19
3FG Made	3	at Millersville 12/01/18, vs East Stroudsburg 12/19/18
3FG Attempts	9	vs Gannon 02/13/19
FT Made	7	vs Slippery Rock 01/09/19
FT Attempts	10	vs Slippery Rock 01/09/19