

SCHEDULE

(H: 6-0, A: 1-0, N: 1-1)

OCTOBER

24	@ Buffalo #	L, 111-73
26	@ Syracuse #	L, 90-71
29	MOHAWK #	W, 116-54

NOVEMBER (8-1)

1	#1 NW Mo. St. %	L, 85-65
2	Mo. Western St. %	W, 68-64
8	FELICIAN \$	W, 95-80
9	NYACK \$	W, 80-74
14	MERCYHURST	W, 67-65
16	#4 WEST LIB.	W, 98-83
19	LE MOYNE	W, 89-79
23	WILMINGTON !	W, 83-81
30	@ U. Sciences	W, 83-57

DECEMBER (0-0)

4	SALEM	7 PM
7	ROBERTS	4 PM
	WESLEYAN *	
13	@ Mercy *	7 PM
15	@ St. Thomas Aquinas *	3 PM
19	@ St. Rose	1 PM

JANUARY (0-0)

1	@ St. Anselm	1 PM
2	@ St. Michael's	1 PM
4	@ Stonehill	1 PM
10	QUEENS *	8 PM
12	BRIDGEPORT *	3 PM
19	@ Dist. Columbia *	3 PM
24	MOLLOY *	8 PM
26	N.Y. TECH *	3 PM

FEBRUARY (0-0)

1	@ Roberts Wesleyan *	4 PM
7	@ Bridgeport *	8 PM
9	@ Queens *	1:30 PM
14	ST. THOMAS AQUINAS *	8 PM
16	MERCY *	3 PM
21	DIST. COLUMBIA *	8 PM
28	@ Molloy *	7 PM

MARCH (0-0)

1	@ N.Y. Tech *	3:30 PM
---	---------------	---------

HOME GAMES IN BOLD CAPS

denotes exhibition

% denotes SCB Hall of Fame Classic

\$ denotes ECC-CACC Challenge


! denotes game played at KeyBank Center

* denotes East Coast Conference

GAME LINKS

 Live Streaming Video via ECC Network
<https://eccsportsnetwork.com/landing/index>

 Live Stats via Sidearm Sports
<https://daemenwildcats.com/sidearmstats/mbball/summary>



MIKE MACDONALD
HEAD COACH

8-1
OVERALL RECORD


0-0
ECC RECORD

8 / 11
NAT'L RANKING
(D2SIDA / NABC)

369-270
CAREER RECORD
23RD SEASON

113-44
RECORD @ DAEMEN
6TH SEASON

-VS-



ROBERT FORD
HEAD COACH

4-3
OVERALL RECORD

0-0
CACC RECORD

- / -
NAT'L RANKING
(D2SIDA / NABC)

4-3
CAREER RECORD
1ST SEASON

4-3
RECORD @ SALEM
1ST SEASON

GAME

10

DAEMEN VS. SALEM

Amherst, N.Y.
Lumsden Gymnasium
Wednesday, Dec. 4 | 7 PM

FASTBREAK POINTS: 10 THINGS TO KNOW

1. Daemen rides an eight-game winning streak into Wednesday's contest with Salem, an independent member of NCAA Division II. The Wildcats extended the streak with an 83-57 win Saturday at U. Sciences - their first true road game of the season. The 26-point margin was Daemen's widest of the season. The Wildcats are outscoring their opponents by 10.0 points per game over the course of the winning streak.

2. Daemen has been a nationally-ranked team all season long. The Wildcats came into Wednesday's game ranked No. 11 in the NABC top-25 poll and No. 8 in the D2SIDA national media poll. Both rankings are the highest Daemen has ever been ranked in both respective polls.

3. The Wildcats aren't the only group rolling into Wednesday's game on a winning streak. Salem has won their last three games to improve to 4-3 on the season. The Tigers are coming off an 86-71 win over Seton Hill this past Sunday. Salem posted a 17-9 record last season, their most wins since the 2005-06 campaign. The Tigers are making just their second trip to Lumsden Gymnasium, and their first since a 113-90 loss to the Wildcats on Jan. 26, 2013.

4. The Wildcats and Tigers share one common opponent through the first month of the season. Both teams have competed against perennial Atlantic Region powerhouse West Liberty. Daemen scored a 98-83 win over West Liberty on Nov. 16, then ranked No. 4 in the NABC national poll. Four days later and down to No. 16 in the poll, West Liberty rebounded with a 117-67 defeat of Salem.

5. **Jeff Redband** was named the ECC Player of the Week after scoring a career-high 25 points in Saturday's win at U. Sciences. The redshirt senior forward drilled seven three-pointers, matching his career-high, and added a season-high eight rebounds. It marked the 15th game of his career with at least five three-pointers, and he passed Kharmen Wingard for third place on Daemen's all-time three-point field goals list.

6. **Andrew Sischo** earned ECC Defensive Player of the Week honors for the second time this season following his performance Saturday at U. Sciences. Sischo, who collected his eighth double-double (16 points, 20 rebounds) of the season, grabbed eight defensive rebounds and swiped a career-high four steals. He also got the best of his direct matchup with U. Sciences freshman forward Connor Murphy, holding him to just three points and eight rebounds. Murphy came in leading the Devils in both scoring (14.8 ppg) and rebounding (13.6 rpg).

7. After averaging 66.5 points in two games at the Small College Basketball National Hall of Fame Classic to open the season, Daemen is posting 85.0 points per game over their last seven. The Wildcats have reached 80 points six times in that span.

8. After making a season-low five three-pointers in a 67-65 win over Mercyhurst on Nov. 14, Daemen has hit 10+ threes in four straight contests, including a season-high 14 in Saturday's win at U. Sciences. You have to go back to the final two games of the 2014-15 season and the first two of 2015-16 to find a consecutive four-game stretch where the Wildcats hit 10 or more threes.

9. Daemen comes into Wednesday's game having won 14 straight home games. It ranks as the seventh longest active streak among Division II teams. Daemen's last home loss came Jan. 11, 2019 against Molloy (72-71). Daemen has won 29 of their last 31 home games dating back to the 2017-18 season. Daemen also brings a 15-game winning streak in home non-conference games into Wednesday's meeting with Salem. The Wildcats have not dropped a non-conference home game since a 69-55 setback to Mercyhurst on Nov. 14, 2017.

10. A win Wednesday would give Daemen their fourth winning streak of at least nine games since the start of the 2017-18 season. Daemen embarked on two long streaks last year, including a 10-game streak that ranks as the longest of the program's NCAA Division II era.

BY THE NUMBERS

DAE	PTS/GAME	SAL
80.9		84.0
74.2	PTS/GAME ALLOWED	85.3
.475	FG%	.461
.431	FG% DEFENSE	.463
.367	3-POINT FG%	.365
.358	3-POINT FG% DEFENSE	.399
9.8	3-PT MADE/GAME	10.9
.744	FT%	.788
38.9	REBS/GAME	35.1
+7.1	REBOUND MARGIN	-3.6
14.1	ASTS/GAME	12.7
16.6	TO/GAME	14.9
6.2	STL/GAME	9.7
3.6	BLK/GM	2.6

PROBABLE GAME STARTERS (season averages listed)

#5	#12	#22	#23	#44
SARKIS	K. HARRIS	SISCHO	WALLACE	REDBAND
Pts. 6.0	Pts. 7.2	Pts. 24.2	Pts. 11.4	Pts. 11.9
Reb. 1.1	Reb. 2.3	Reb. 14.6	Reb. 5.6	Reb. 4.1
Ast. 2.6	Ast. 1.4	Blk. 1.7	Ast. 2.6	Stl. 1.1


NUMERICAL ROSTER

No.	Name	Yr.	Pos.	Ht.	Wt.	Hometown / High School / Previous School
2	Breon Harris	Sr.	G	5-9	170	Niagara Falls, N.Y. / Niagara Falls
3	Tajmin Holt	R-So.	G	6-3	200	Rochester, N.Y. / Rochester Early College
4	Jeffrey Duah	Sr.	G	5-7	185	Bronx, N.Y. / South Bronx
5	Jay Sarkis	R-Sr.	G	6-1	175	Rochester, N.Y. / Greece Athena
10	Donte' Williams	R-Sr.	G/F	6-4	180	Buffalo, N.Y. / Bishop Timon-St. Jude / California (Pa.)
11	Trevor Book	So.	G	6-4	175	North Tonawanda, N.Y. / North Tonawanda
12	Kyle Harris	Jr.	G	6-3	180	Buffalo, N.Y. / Park School / Erie Community College
14	Da'Shawn Hines	R-So.	G	5-10	170	Amherst, N.Y. / Amherst
15	Keith Slack	Fr.	G	5-8	155	Rochester, N.Y. / Gates Chili
20	Ryan Salzberg	Fr.	G	6-4	180	Manlius, N.Y. / Bridgton Academy
21	Josiah Chandler	Fr.	G	6-0	180	New York City, N.Y. / LaSalle Academy
22	Andrew Sischo	R-Jr.	C	6-9	240	Guilderland, N.Y. / Guilderland
23	Joey Wallace	R-Sr.	G	6-4	205	Rochester, N.Y. / Immaculate / Southern Connecticut State
24	Ziv Basden	R-So.	F	6-5	195	Nassau, Bahamas / Redemption Christian
25	Ryan Bradley	R-Fr.	F	6-7	190	Niagara Falls, N.Y. / Canisius
30	Patrick Higgins	Fr.	G	5-10	180	Pennington, N.Y. / The Pennington School
33	Joey Atkins	So.	G/F	6-4	175	Watervliet, N.Y. / Watervliet / Jefferson
34	Chris Luke	Jr.	C	7-0	250	Cortland, N.Y. / Cortland / Niagara County Community College
44	Jeff Redband	R-Sr.	F	6-7	180	Batavia, N.Y. / Batavia
51	Justin Pouppey	Fr.	G	5-10	160	Buffalo, N.Y. / St. Francis


RADIO/TV ROSTER



#2
Breon Harris
G • Sr. • 5-9
Niagara Falls, N.Y.
Niagara Falls



#3
Tajmin Holt
G • R-So. • 6-3
Rochester, N.Y.
Rochester Early College



#4
Jeffrey Duah
G • Jr. • 5-7
Bronx, N.Y.
South Bronx



#5
Jay Sarkis
G • R-Sr. • 6-1
Rochester, N.Y.
Greece Athena



#10
Donte' Williams
G/F • R-Sr. • 6-4
Buffalo, N.Y.
Bishop Timon/St. Jude



#11
Trevor Book
G • So. • 6-4
N. Tonawanda, N.Y.
N. Tonawanda



#12
Kyle Harris
G • Jr. • 6-e
Buffalo, N.Y.
Park School



#14
DaShawn Hines
G • R-So. • 5-10
Amherst, N.Y.
Amherst



#15
Keith Slack
G • Fr. • 5-8
Rochester, N.Y.
Gates Chili



#20
Ryan Salzberg
G • Fr. • 6-4
Manlius, N.Y.
Bridgton Academy



#21
Josiah Chandler
G • Fr. • 6-0
New York City, N.Y.
LaSalle Academy



#22
Andrew Sischo
C • R-Jr. • 6-9
Guilderland, N.Y.
Guilderland



#23
Joey Wallace
G • R-Sr. • 6-4
Rochester, N.Y.
Immaculate



#24
Ziv Basden
F • R-So. • 6-5
Nassau, Bahamas
Redemption Christian



#25
Ryan Bradley
F • R-Fr. • 6-7
Niagara Falls, N.Y.
Canisius



#30
Patrick Higgins
G • Fr. • 5-10
Pennington, N.Y.
The Pennington School




#33
Joey Atkins
G/F • So. • 6-4
Watervliet, N.Y.
Watervliet



#34
Chris Luke
C • Jr. • 7-0
Cortland, N.Y.
Cortland



#44
Jeff Redband
F • R-Sr. • 6-7
Batavia, N.Y.
Batavia



#51
Justin Pouppey
G • Fr. • 5-10
Buffalo, N.Y.
St. Francis

GENERAL INFORMATION

Name of School.....Daemen College
City / Zip.....Amherst, N.Y. / 14226
Founded.....1947 (as Rosary Hill College)
Enrollment.....2,636
School Colors.....Medium Blue, Gray & White
Nickname.....Wildcats
Arena.....Lumsden Gymnasium
Capacity.....1,000
Affiliation.....NCAA Division II
Conference.....East Coast Conference (ECC)
President.....Dr. Gary A. Olson
Athletic Director.....Traci Murphy
Athletic Department Phone.....(716) 839-8346
Athletics Website.....daemenwildcats.com

COMMUNICATIONS & MEDIA RELATIONS

Sr. Associate A.D. for Comm. (MBB Contact).....Mike Miranto
SID Office Phone.....(716) 839-8385
Cell Phone.....(716) 471-7626
Email.....mmiranto@daemen.edu

COACHING STAFF

Head Coach.....Mike MacDonald
Alma Mater, Yr.....St. Bonaventure, '88
Record at Daemen (years).....106-44 (6)
Career Record (years).....362-270 (23)
Office Phone.....(716) 839-8380
Assistant Coach.....Ryan Grandits
Assistant Coach.....Matt Dyrek
Assistant Coach.....Jordan Glover
Athletic Trainer (Asst. A.D. for Sports Med./Perf.).....Jeff Sage
Strength & Conditioning Coach.....Katie Eschner

TEAM INFORMATION

2018-19 Record.....24-6
ECC Record / Finish.....16-2 / 1st in ECC
Starters Returning / Lost.....4 / 1
Letterwinners Returning / Lost.....10 / 5
Newcomers (Freshmen / Transfers).....10 (5 / 5)
Key Returners.....Andrew Sischo, Jeff Redband, Breon Harris, Jay Sarkis

TEAM HISTORY

First year of modern era.....1986-87
Overall Record.....555-436
NAIA membership.....1986-87 to 2011-12
American Midwest Conference.....2001-02 to 2011-12
NAIA Tournament Appearances.....4
NAIA Era Record / Seasons.....401-379 / 26
USCAA membership.....2012-13 to 2014-15
USCAA Tournament Appearances.....3
USCAA Championships / Year.....1 / 2015
USCAA Era Record / Seasons.....69-23 / 3
NCAA Division II transition period.....2012-13 to 2014-15
NCAA Division II membership.....2015-16 to Present
East Coast Conference.....2013-14 to Present
East Coast Conference Record / Seasons.....87-27 / 6
NCAA Tournament Appearances / Years.....1 / 2019
NCAA Era Record / Seasons.....85-34 / 5

2018-19 AWARDS

Andrew Sischo.....ECC Player of the Year
.....All-ECC First Team
.....D2CCA East Region Player of the Year
.....D2CCA All-East Region First Team
.....NABC All-District First Team
.....D2CCA All-America Second Team
.....Bevo Francis Award Top 100, 50, 25 Watch Lists
.....5x ECC Player of the Week
.....1x ECC Defensive Player of the Week
.....ECC-CACC Challenge All-Tournament Team
.....ECC Preseason Player of the Year
.....NABC Honors Court

Jeff Redband.....All-ECC Second Team
.....1x ECC Player of the Week
.....2x ECC Defensive Player of the Week
.....ECC-CACC Challenge All-Tournament Team
.....NABC Honors Court

Deion Hamilton.....All-ECC Second Team

Breon Harris.....All-ECC Third Team
.....ECC Championships All-Tournament Team
.....1x ECC Defensive Player of the Week
.....ECC-CACC Challenge MVP

MEDIA INFORMATION

Buffalo News
Josh Barnett, Editor
sports@buffnews.com / jbarnett@buffnews.com

Amherst Bee
Pat Nagy, Sports Reporter
pnagy@beenews.com

WGRZ-Channel 2
Stu Boyar, Sports Reporter
stu.boyar@wgrz.com

WIVB-Channel 4
Nick Filipowski, Sports Reporter
nick.filipowski@wivb.com

WKBW-Channel 7
Jenna Callari, Sports Reporter
jenna.callari@wkbw.com



DAEMEN - ECC HISTORY

Season	ECC Record	ECC Finish	Postseason
2013-14	17-3	1st / 11	N/A
2014-15	13-7	3rd / 11	N/A
2015-16	14-6	2nd / 11	Finals
2016-17	12-6	T-3rd / 10	Semifinals
2017-18	15-3	T-2nd / 10	Semifinals
2018-19	16-2	1st / 10	Semifinals

Daemen All-Time ECC Record: 87-27 (.763)
[Home: 48-9 (.842) | Away: 39-18 (.684)]

CURRENT ECC TEAMS SINCE 2013-14 SEASON

Team	Overall Record	ECC Record
St. Thomas Aq.	149-51	89-24
DAEMEN	134-51	87-27
Bridgeport	122-64	83-31
Molloy	93-91	65-49
Roberts Wes.	65-108	38-76
Dist. Columbia	63-111	43-71
Queens	56-109	48-66
Mercy	45-124	26-88
NY Tech	43-130	33-81

ECC 30TH ANNIVERSARY

The East Coast Conference is celebrating 30 years as an NCAA Division II conference throughout the 2019-20 season.

"It is my honor to be Commissioner as the East Coast Conference, and before that the New York Collegiate Athletic Conference, celebrates its 30th year as an NCAA Division II athletic association," said ECC Commissioner, Dr. Robert Dranoff. "This is an athletic conference that can truly boast about success in the classroom, on the playing field, and in the community. We are proud of all the student-athletes, coaches, and administrators who have made their mark in so many ways, contributing to their institutions and to the ECC and NCAA."

The ECC was formed during the 1989-90 season under its former name, the New York Collegiate Athletic Conference. The league started with 10-members competing in nine sports (men's basketball, baseball, softball, men's soccer, men's and women's tennis, men's and women's cross country, and men's golf).

The ECC currently has 10 member institutions in New York, Connecticut, and Washington, D.C. Four charter members, Mercy College, Molloy College, New York Tech, and Queens College, have competed in the conference throughout its 30 years. In all, 20 institutions have called the ECC home since its inception.

Rebranded as the East Coast Conference before the 2006-2007 season, the league has grown to currently offer 19 championship sports, 10 of which have access to automatic bids into the NCAA Championship. The ECC has been home to 23 Division II National Championship teams and one individual National Championship, as well.



2018-19 EAST COAST CONFERENCE STANDINGS

	CONFERENCE		OVERALL		Streak	Last 10
	W-L	PCT	W-L	PCT		
DAEMEN	16-2	.889	24-6	.800	L-2	8-2
St. Thomas Aquinas	15-3	.833	25-7	.781	L-1	8-2
Molloy	14-4	.778	21-10	.677	W-3	7-3
Bridgeport	11-7	.611	18-13	.581	L-1	7-3
Roberts Wesleyan	10-8	.556	16-14	.533	L-1	5-5
Dist. Columbia	8-10	.444	15-14	.517	L-1	6-4
Queens (N.Y.)	7-11	.389	7-21	.250	L-4	3-7
Mercy	6-12	.333	8-18	.308	L-2	3-7
New York Tech	3-15	.167	3-24	.111	W-1	1-9
LIU Post	0-18	.000	0-25	.000	L-25	0-10

2018-19 ALL-EAST COAST CONFERENCE MEN'S BASKETBALL TEAMS

FIRST TEAM

Bakary Camara, Bridgeport
Osbel Caraballo, St. Thomas Aquinas
Nick Corbett, Molloy
Bryan Jenkins, Mercy
Curtis Jenkins, Molloy
Andrew Sischo, Daemen

SECOND TEAM

Deion Hamilton, Daemen
Peyton McLaurin, Roberts Wesleyan
Alonzo Ortiz-Traylor, LIU Post
Jeff Redband, Daemen
Demetre Roberts, St. Thomas Aquinas

THIRD TEAM

Hashem Abbas, Bridgeport
Sekou Cisse, St. Thomas Aquinas
Breon Harris, Daemen
Zachary Olukanni, Dist. Columbia
Mike Torre, Molloy

MAJOR AWARDS

Player of the Year: Andrew Sischo, Daemen
Def. Player of the Year: Curtis Jenkins, Molloy
Rookie of the Year: Demetre Roberts, STAC
Coach of the Year: Mike MacDonald, Daemen

2019 EAST COAST CONFERENCE MEN'S BASKETBALL CHAMPIONSHIP

FIRST ROUND - Wednesday, March 6

#4 Bridgeport 92, #5 Roberts Wesleyan 82
#3 Molloy 61, #6 Dist. Columbia 60

Bridgeport, Conn.
Rockville Centre, N.Y.

SEMIFINALS - Saturday, March 9

#4 Bridgeport 79, #1 Daemen 77
#3 Molloy 73, #2 St. Thomas Aquinas 72

Bridgeport, Conn.
Bridgeport, Conn.

FINALS - Sunday, March 10

#3 Molloy 90, #4 Bridgeport 86 (OT)

Bridgeport, Conn.

ALL-TOURNAMENT TEAM

Nick Corbett, Molloy (Most Outstanding Player)
Breon Harris, Daemen
Jamar Sudan, St. Thomas Aquinas
Dennis Green, Bridgeport
Eric Rankin, Bridgeport
Curtis Jenkins, Molloy
Mike Torre, Molloy



2019-20 EAST COAST CONFERENCE PRESEASON POLL

	PTS.	2018-19 RECORD
1. DAEMEN (8)	80	24-6, 16-2 ECC
2. St. Thomas Aquinas (1)	72	25-7, 15-3 ECC
3. Bridgeport	64	18-13, 11-7 ECC
4. Molloy	53	21-10, 14-4 ECC
5. Dist. Columbia	40	15-14, 8-10 ECC
6. Roberts Wesleyan	28	16-14, 10-8 ECC
7. New York Tech	23	3-24, 3-15 ECC
7. Queens	23	7-12, 7-11 ECC
9. Mercy	22	8-18, 6-12 ECC

() - First Place Votes

Preseason Player of the Year: Andrew Sischo, Daemen

2019-20 EAST COAST CONFERENCE STANDINGS

	CONFERENCE		OVERALL		Streak	Last 10
	W-L	PCT	W-L	PCT		
DAEMEN	0-0	.000	8-1	.889	W-8	8-1
St. Thomas Aquinas	0-0	.000	7-1	.875	W-1	7-1
Bridgeport	0-0	.000	4-1	.800	W-3	4-1
Dist. Columbia	0-0	.000	4-4	.500	L-3	4-4
Molloy	0-0	.000	3-4	.429	L-1	3-4
Mercy	0-0	.000	1-6	.143	L-1	1-6
Queens	0-0	.000	1-6	.143	L-1	1-6
Roberts Wesleyan	0-0	.000	1-6	.143	L-6	1-6
New York Tech	0-0	.000	0-8	.000	L-8	0-8



MIKE MACDONALD

HEAD COACH • SIXTH SEASON • ST. BONAVENTURE, '88

The 2019-20 season will mark Mike MacDonald's sixth year as the Head Men's Basketball Coach at Daemen College. All he's done over the last half-decade is lead the Wildcats to the second-most wins among all Division II programs in New York State. Since being introduced as the sixth head coach in the modern history of the program on September 16, 2014, MacDonald has guided the Wildcats to a 105-43 overall record, wins in nearly 75 percent of their conference games (70-24 record) and five top-three finishes in the East Coast Conference standings.

MacDonald holds more than 30 years of collegiate coaching experience, including the last 22 as a head coach. In that time, he's compiled a record of 361-269 (.573 winning percentage) as a head coach, while also graduating 83 of the 86 seniors he has ever coached.

The 2018-19 season was the team's finest since transitioning to the NCAA Division II level. MacDonald led the Wildcats to a 24-6 record and the program's second ECC regular-season title. The Wildcats spent a combined 16 weeks ranked in the National Association of Basketball Coaches (NABC) and Division II Sports Information Directors of America (D2SIDA) top-25 national polls, and earned their first-ever NCAA tournament berth.

MacDonald recorded milestones and received several accolades along the way in 2018-19. His 350th career win came in dramatic fashion on January 18 as junior guard Breon Harris scored five points in the final 21 seconds to lift the Wildcats past Mercy 75-74. His 100th win at Daemen came February 10, placing MacDonald among an elite fraternity of coaches who have achieved at least 100 wins while coaching in each of the NCAA's three divisions. That achievement propelled him to HoopDirt.com Division II Coach of the Week honors, and he went on to be named the ECC Coach of the Year, the NABC District Coach of the Year and the Basketball Coaches Association of New York (BCANY) Division II Coach of the Year.

The Wildcat faithful become familiar with MacDonald's fiery style during the 2014-15 season as the veteran mentor guided Daemen to its fourth straight 20-win season, including a 13-7 mark in the East Coast Conference, good for a third-place finish in the final league standings. The fireworks got started before the season even officially began as MacDonald led the Wildcats to an 83-81 win in overtime over Canisius College in an exhibition game on November 11, 2014 at the Koessler Athletic Center. It was Daemen's first-ever victory against an NCAA Division I opponent.

MacDonald's official Daemen debut came just days later as his Wildcats walloped Concordia College (N.Y.), 88-50, in the opening round of the ECC-CACC Challenge before a raucous home crowd at Lumsden Gymnasium. MacDonald would go on to lead the team to wins in his first nine home games, extending the program's NCAA Division II-best home-court winning streak to 44 consecutive before a buzzer-beating three-pointer in overtime by eventual ECC Player of the Year Darian Hooker lifted N.Y. Institute of Technology past Daemen (85-84) to snap the streak on January 24, 2015.

Despite losing two starters to season-ending injuries, including first-team All-ECC selection Torrence Dyck, MacDonald helped the Wildcats advance to the postseason. With Daemen's teams still ineligible for ECC and/or NCAA Division II postseason, Daemen elected to partake in the United States Collegiate Athletic Association (USCAA) Division I National Championships in Uniontown, Pa., entering the tournament as the No. 1 overall seed. While there, MacDonald guided Daemen to wins over No. 8 Indiana-South Bend (69-63), No. 4 Concordia College (Ala.) (68-63) and No. 3 Rochester College (Mich.) (77-53) to capture the program's first USCAA national title, riding USCAA Division I Player of the Year and National Championships MVP Gerald Beverly to the tourney crown.

At the conclusion of the 2014-15 season, MacDonald was named the BCANY Division II Coach of the Year.

The 2015-16 season marked Daemen's first as a full-fledged NCAA Division II member, and it presented its share of challenges. Starting guards Supreme Hannah and Nick Petrucelli were lost to season-ending injuries, but that didn't stop MacDonald from leading the team to new and unprecedented heights. After opening the season with just three wins in their first eight outings, the Wildcats hit their stride after the calendar turned to January, scoring 15 wins in the final 19 games of the regular season.

A 94-81 win over Mercy on January 9 jump-started what turned out to be a nine-game winning streak. Included in the string was a miraculous 98-96 win over Roberts Wesleyan on January 12. Dyck's driving layup with four seconds remaining gave Daemen the lead after erasing a 22-point deficit over the final six minutes of the contest.

Daemen's 14-6 league record was good for a second-place finish in the final regular season standings, earning them the No. 2 seed and a bye into the semifinal round of the ECC Tournament which would mark the program's first-ever postseason berth at the NCAA Division II level. Taking on sixth-seeded Mercy in the semis, Daemen came through with a 103-102 win in overtime, advancing to the tournament finals. There, the Wildcats' season came to an end against top-seeded St. Thomas Aquinas.

THE MACDONALD FILE

Daemen College
Head Coach (2014-Present)

Medaille College
Head Coach (2006-14)

Canisius College
Head Coach (1997-06)

Canisius College
Assistant Coach (1988-97)

MACDONALD YEAR-BY-YEAR

1997-98.....	13-14, 9-9 MAAC
1998-99.....	15-12, 11-7 MAAC
1999-00.....	10-20, 8-10 MAAC
2000-01.....	20-11, 9-9 MAAC
2001-02.....	10-20, 5-13 MAAC
2002-03.....	10-18, 6-12 MAAC
2003-04.....	10-20, 5-13 MAAC
2004-05.....	11-18, 8-10 MAAC
2005-06.....	9-20, 6-12 MAAC
2006-07.....	11-14, 7-11 AMCC
2007-08.....	15-13, 9-9 AMCC
2008-09.....	21-7, 14-4 AMCC
2009-10.....	23-5, 16-4 AMCC
2010-11.....	21-8, 15-3 AMCC
2011-12.....	25-3, 17-1 AMCC
2012-13.....	18-11, 13-5 AMCC
2013-14.....	14-12, 13-5 AMCC
2014-15.....	21-10, 13-7 ECC
2015-16.....	19-10, 14-6 ECC
2016-17.....	19-9, 12-6 ECC
2017-18.....	22-8, 15-3 ECC
2018-19.....	24-6, 16-2 ECC
2019-20.....	8-1, 0-0 ECC

OVERALL RECORD.....	369-270 (.577)
CANISIUS RECORD.....	108-153 (.414)
MEDAILLE RECORD.....	148-73 (.670)
DAEMEN RECORD.....	113-44 (.720)



The 2016-17 season saw MacDonald lead the Wildcats to 5-0 start out of the gates, including the veteran coach's 300th career win which came at Edinboro University (90-79) on November 23.

MacDonald's team would rebound from a four-game slide to rattle off 11 wins in 13 outings between mid-December and early-February. Included in the stretch was a 67-64 win over No. 23 St. Thomas Aquinas on January 4 - the Wildcats' first-ever victory against a ranked opponent at the NCAA Division II level. The Wildcats would go on to close the regular season at 18-8 overall and 12-6 in ECC play; the team's 12 league wins placed them fourth in the final ECC regular season standings.

Making their second straight ECC Tournament appearance, MacDonald led the Wildcats to a 73-71 win over fifth-seeded District of Columbia in the opening round. The win pushed the Wildcats' home record to 14-2 on the season, tying the team record for home wins in a season. The 2016-17 campaign came to an end in the semifinal round of the tournament where top-seeded St. Thomas Aquinas emerged victorious.

Before arriving at Daemen, MacDonald spent eight years leading the men's basketball team at Medaille College (2006-14) where he transformed the program into a regional contender at the NCAA Division III level. Inheriting a program that went 4-46 in the two years prior to his arrival, MacDonald's version of the Mavericks averaged 18 wins per season, while advancing to the postseason six times.

Medaille's emergence as a Division III power in the Northeast was cemented in MacDonald's final five seasons there, as he led the Mavericks to more wins (101) than any other Division III team in New York State, while ranking 17th nationally in wins during the same time frame.

MacDonald was named the Allegheny Mountain Collegiate Conference Coach of the Year on four occasions (2006-07, 2008-09, 2009-10, 2011-12). He left Medaille as the school's all-time leader in wins (148) and winning percentage (.670).

Prior to his stint at Medaille, MacDonald served as the head coach at Canisius College from 1997-2006, guiding the Golden Griffins to 108 wins which ranks him third in program history for coaching victories. While there, he was one of only five coaches in that program's storied history to orchestrate a 20-win season, and was named the 2000-01 BCANY Division I Co-Coach of the Year.

Before being elevated to the head coaching post at Canisius, MacDonald had been the Golden Griffins' top assistant coach under John Beilein, now the head coach of the NBA's Cleveland Cavaliers. In that role, MacDonald helped Canisius reach the 1996 NCAA Tournament in addition to two National Invitational Tournament appearances.

In addition to his coaching accomplishments, MacDonald brings a strong connection to the local community. His teams have been active with a number of community organizations in the greater Buffalo community and beyond, including the Boys and Girls Clubs of Buffalo, Blessed Sacrament Athletic Club and Coaches vs. Cancer. MacDonald and several of his players have also worked with the Drug Enforcement Administration and Mayor Byron Brown's office on the "Game Changers" program which provides academic and athletic opportunities for inner-city youths during the summer months.

A 1988 graduate of Saint Bonaventure University, MacDonald resides in Amherst with his wife Maura (nee Heary). The couple has raised four children - Matthew, Patrick, Nicholas and Mark. Matthew served as team captain during his collegiate career at the University of Pennsylvania and is now a player development assistant with the Brooklyn Nets. Patrick was a Division III All-American while playing at the State University of New York Maritime College, and is now enlisted in the United States Navy. Nicholas is a freshman on the basketball team at Niagara University.

MACDONALD VS. OPPONENTS

(Daemen tenure only)

Bridgeport.....	5-6	Lake Erie.....	1-1	Roberts Wesleyan.....	11-0
Caldwell.....	2-0	Le Moyne.....	1-0	Rochester (Mich.).....	1-0
Concordia (Ala.).....	1-0	LIU Post.....	7-3	Saint Anselm.....	1-0
Concordia (N.Y.).....	1-0	Mercy.....	11-0	Saint Edward's.....	1-1
Dallas Baptist.....	1-0	Mercyhurst.....	1-4	Saint Michael's.....	2-1
District of Columbia.....	9-2	Missouri Western State.....	1-0	Saint Rose.....	2-1
Dominican (N.Y.).....	3-0	Molloy.....	7-3	Saint Thomas (Fla.).....	1-0
Dowling.....	4-0	Nyack.....	3-0	Saint Thomas Aquinas.....	3-10
Edinboro.....	3-0	New Haven.....	0-1	Salem (W.Va.).....	1-0
Felician.....	3-0	New York Tech.....	8-2	Slippery Rock.....	2-2
Holy Family.....	0-2	Northwest Missouri State.....	0-1	U. Sciences.....	1-0
Indianapolis.....	0-1	Post.....	1-0	Washington Adventist.....	1-0
Indiana-South Bend.....	1-0	Queens (N.Y.).....	8-2	West Liberty.....	1-0
				Wilmington (Del.).....	3-0

MACDONALD VS. CONFERENCES

(Daemen tenure only)

Central Atlantic Collegiate Conference.....	16-2
Chicagoland Collegiate Athletic Conference.....	1-0
East Coast Conference.....	70-24
Great Lakes Valley Conference.....	0-1
Great Midwest Athletic Conference.....	1-1
Lone Star Conference.....	2-1
Mid-America Intercollegiate Athletic Assoc.....	1-1
Mountain East Conference.....	1-0
Northeast-10 Conference.....	6-3
Pennsylvania State Athletic Conference.....	6-6
The Sun Conference.....	1-0

MACDONALD VS. DIV. II REGIONS

(Daemen tenure only)

Atlantic Region.....	8-6
Central Region.....	1-1
East Region.....	92-28
Midwest Region.....	1-2
South Central Region.....	2-1

MACDONALD VS. NON-DIV. II OPP.

(Daemen tenure only)

NAIA.....	4-0
USCAA.....	4-0

MACDONALD IN POSTSEASON

(Daemen tenure only)

Overall.....	6-4
USCAA Tournament.....	3-0
NCAA Tournament.....	0-1
ECC Tournament.....	3-4

MACDONALD GAME SPLITS

(Daemen tenure only)

Home.....	67-13
Away.....	38-25
Neutral.....	8-6

2019-20 DAEMEN MEN'S BASKETBALL GAME NOTES // GAME #10 // VS. SALEM // DEC. 4, 2019 // AMHERST, N.Y.

WILDCATS BY THE NUMBERS

DOUBLE DIGIT SCORING	19-20	ECC	CAREER *
BASDEN	-	-	1
BOOK	-	-	2
B. HARRIS	5	-	38
K. HARRIS	4	-	4
REDBAND	5	-	59
SARKIS	2	-	41
SISCHO	9	-	61
SLACK	2	-	2
WALLACE	4	-	4
20 + POINT GAMES	19-20	ECC	CAREER *
B. HARRIS	1	-	7
REDBAND	2	-	9
SARKIS	-	-	5
SISCHO	8	-	28
10 + REB GAMES	19-20	ECC	CAREER *
B. HARRIS	1	-	1
REDBAND	-	-	2
SISCHO	8	-	33
5 + ASSIST GAMES	19-20	ECC	CAREER *
B. HARRIS	2	-	7
REDBAND	-	-	3
SARKIS	1	-	20
SISCHO	1	-	1
WALLACE	1	-	1
10 + ASSIST GAMES	19-20	ECC	CAREER *
SARKIS	-	-	1
5 + BLOCK GAMES	19-20	ECC	CAREER *
SISCHO	1	-	1
5 + STEAL GAMES	19-20	ECC	CAREER *
B. HARRIS	-	-	5
DOUBLE-DOUBLES	19-20	ECC	CAREER *
B. HARRIS	1	-	1
REDBAND	-	-	1
SISCHO	8	-	33
GAMES STARTED	19-20	CAREER	CONSEC.
B. HARRIS	7	55	6
K. HARRIS	3	3	1
REDBAND	9	94	11
SARKIS	7	83	2
SISCHO	9	53	11
SLACK	1	1	-
WALLACE	9	9	9

* INCLUDES GAMES PLAYED FOR DAEMEN ONLY

WHAT A RIDE

The 2018-19 season was one for the record books at Daemen as the Wildcats captured their second East Coast Conference regular season title, sat atop the regional rankings for much of the campaign, ascended into the top-25 national polls for the first time as an NCAA Division II member and garnered the program's first-ever NCAA Tournament bid. The Wildcats rattled off wins in 11 of their first 12 games, including a 78-72 defeat of previously unbeaten St. Anselm who came into the Jan. 2 contest ranked No. 4 in both Division II national polls. Daemen embarked on a 10-game winning streak beginning in mid-January, a stretch that vaulted them to the top of the regional poll and as high as No. 10 (D2SIDA) and No. 13 (NABC) in the top-25 national polls. It marked the Wildcats' longest winning streak since the 2013-14 season when they won 14 consecutive games. The Wildcats wrapped up the ECC regular season title with a 93-71 defeat of Bridgeport on March 3. They entered the ECC Championship tournament as the No. 1 seed, but were upset by fourth-seeded Bridgeport in game played at UB's Hubbell Gymnasium. Despite the conference tournament loss, Daemen was awarded an at-large bid to the NCAA Tournament, earning the No. 5 seed to the East Region Championship. They made their NCAA tourney debut March 16, but saw their season come to an end with a 72-67 loss to fourth-seeded New Haven. The team's 24 wins this season were the most since their transition to NCAA Division II.

BECOMING THE NORM

Daemen's 108-63 win over LIU Post last Feb. 15 was their 20th of the 2018-19 season. It marked Daemen's sixth 20-win campaign in the last eight seasons. Daemen has not won less than 19 games in a season since the 2010-11 campaign. Finishing the year at 24-6, it marked the program's most in a season since going 27-6 during the 2012-13 campaign, a year before the Wildcats began play as members of the East Coast Conference.

DEFENDING THE DEN

Daemen has posted 10 or more home wins seven times in the last eight seasons, including a 15-1 mark in 2018-19 that established a new benchmark for home-court wins in a single season. The Wildcats have won 29 of their last 31 home games dating back to the 2017-18 season, as well as their last 14 in a row. Daemen is also unbeaten in 15 straight non-

conference home games. Since joining the ECC (2013-14 season), Daemen is 48-9 in home conference games (.842 winning percentage). Since the start of the 2011-12 season, Daemen is 102-14 at Lumsden Gymnasium (.879 winning percentage). Of those 14 losses, six have been decided by three points or fewer, including three by just a single point.

GREAT ECC-XPECTATIONS

For the first time since joining the East Coast Conference, the league's coaches have predicted a first-place finish for Daemen. The Wildcats sit atop the 2019-20 ECC preseason poll which was [released in late October](#). Daemen amassed 80 total points in the poll, grabbing eight of nine first-place votes. St. Thomas Aquinas College picked up the remaining first-place vote, finishing with 72 points in the poll to sit at No. 2. The University of Bridgeport (64 points) and defending ECC tournament champion Molloy College (53 points) round out the top four teams. Daemen holds an 87-27 all-time record in ECC contests dating back to the 2013-14 season. Only St. Thomas Aquinas (89-24) holds more wins in ECC games during that time frame. The Wildcats have finished third or better in all six seasons since joining the league.

YOU CAN COME HOME AGAIN

Daemen's game at KeyBank Center was a return 14 years in the making for Daemen head coach *Mike MacDonald*. The longtime bench boss coached in more than 40 games at the downtown arena from 1996-2005 while working at Canisius (including stints as an assistant and head coach). It marked his first game coached in the building since a 79-59 loss to Rider in the 2005 Metro Atlantic Athletic Conference Tournament (Mar. 5, 2005). MacDonald is the all-time leader for coaching wins at KeyBank Center. The Daemen win there over Wilmington extended his career record to 18-11 in the building, and was his first victory there since a 62-60 triumph over Marist on March 4, 2005.

NATIONAL SPOTLIGHT

The Wildcats have risen to No. 11 in the NABC poll and No. 8 in the D2SIDA poll out earlier this week, marking their highest ascent in both polls. Daemen has been ranked in 11 successive NABC polls, and 13 of the last 14 D2SIDA polls dating back to last January.

TEAM STATISTICS

	ALL GAMES	HOME	AWAY	NEUTRAL	NON-CONFERENCE	CONFERENCE
RECORD	8-1	6-0	1-0	1-1	8-1	0-0
SCORING	728	512	83	133	728	N/A
POINTS/GAME	80.9	85.3	83.0	66.5	80.9	N/A
SCORING MARGIN	+6.7	+8.3	+26.0	-8.0	+6.7	N/A
FG-ATT	259-545	184-376	31-74	44-95	259-545	N/A
FG %	.475	.489	.419	.463	.475	N/A
3-PT FG-ATT	88-240	57-159	14-35	17-46	88-240	N/A
3-PT %	.367	.358	.400	.370	.367	N/A
3-PT MADE/GAME	9.8	9.5	14.0	8.5	9.8	N/A
FT-ATT	122-164	87-116	7-11	28-37	122-164	N/A
FT %	.744	.750	.636	.757	.744	N/A
REBOUNDS	350	246	45	59	350	N/A
REB/GAME	38.9	41.0	45.0	29.5	38.9	N/A
REB MARGIN	+7.1	+7.7	+13.0	+2.5	+7.1	N/A
ASSISTS	127	87	17	23	127	N/A
ASSISTS/GAME	14.1	14.5	17.0	11.5	14.1	N/A
TURNOVERS	149	101	9	39	149	N/A
TO/GAME	16.6	16.8	9.0	19.5	16.6	N/A
TO MARGIN	-1.6	-1.8	+10.0	-6.5	-1.6	N/A
AST/TO RATIO	0.9	0.9	1.9	0.6	0.9	N/A
STEALS	56	37	11	8	56	N/A
STL/GAME	6.2	6.2	11.0	4.0	6.2	N/A
BLOCKS	32	25	5	2	32	N/A
BLK/GAME	3.6	4.2	5.0	1.0	3.6	N/A

2019-20 DAEMEN MEN'S BASKETBALL GAME NOTES // GAME #10 // VS. SALEM // DEC. 4, 2019 // AMHERST, N.Y.

TUNE-UPS

In preparation for the 2019-20 regular season, Daemen played a trio of exhibition contests, including two against highly-touted Division I programs Buffalo and Syracuse. Despite having just seven days of practice under their belt, Daemen opened the brief exhibition season with a 111-73 loss against a Buffalo team that spent the majority of the 2018-19 season ranked among the top-25 teams in the country, finishing the year with a 32-4 overall record and a trip to the second round of the NCAA tournament. Less than 48 hours later the Wildcats made their first-ever appearance at the iconic Carrier Dome on the campus of SU, falling to the Orange and legendary head coach Jim Boeheim 90-71. It left as a decent a feeling as one can have following a 19-point defeat at the Wildcats played SU even (43-43) over the final 20 minutes. The exhibition slate wrapped up on Oct. 29 with Daemen blasting Mohawk (116-54) out of the Ontario Colleges Athletic Association. Andrew Sischo led the Wildcats by averaging 18.3 points and 10.3 rebounds over the three contests. He put up 28 points and 12 rebounds against Buffalo, numbers that no player has achieved against the Bulls in the last three seasons, and followed up with another double-double (15 points, 12 rebounds) at Syracuse. Breon Harris netted a team-high 23 points at the Carrier Dome, and finished the exhibition slate averaging 10.7 points per game. Newcomer Joey Wallace also made his presence felt, averaging 10.0 points, 4.0 rebounds and 3.3 assists per game.

SMALL COLLEGE BASKETBALL NATIONAL HALL OF FAME CLASSIC

Daemen opened the 2019-20 season in prestigious fashion as they were selected to take part in the Small College Basketball National Hall of Fame Classic held at the St. Joseph (Mo.) Civic Arena. In a battle of nationally-ranked teams, Daemen fell 85-65 in their season opener against No. 1 Northwest Missouri State. The Bearcats, who have won two of the last three national titles, extended their winning streak to 39 games, despite being outscored (55-54) over the middle 30 minutes of the contest. Daemen's Andrew Sischo impressed against the

highly-touted Bearcats as he recorded the 26th double-double of his career, finishing with 24 points and 15 rebounds. The Wildcats regrouped for a come-from-behind win the following night against Missouri Western State, the quasi-tournament host playing less than 10 miles from their campus. A game-closing 15-6 run over the final 5:29 lifted the Wildcats past the Griffons. Newcomer **Kyle Harris** netted the go-ahead bucket at the 1:41 mark, part of his 11-point outing off the bench.

ECC-CACC CHALLENGE DOMINANCE

Daemen continued its winning ways at the ECC-CACC Challenge, earning home victories over Felician (95-80) on Nov. 8, and Nyack (80-74) on Nov. 9. Both games featured come-from-behind efforts. The Wildcats erased a 17-point first-half deficit in the win over Felician. After trailing by 11 at halftime, Daemen erupted for 56 second-half points, outscoring the Golden Falcons by 26 in the period. Andrew Sischo (31 points, 19 rebounds) scored 22 second-half points to lead the surge. Sischo was at it again vs. Nyack, finishing with 34 points and 17 boards en route to tournament MVP honors. The Wildcats led for most of the game, but found themselves trailing by three late in the second half. An old-fashioned three-point play by Sischo sparked a decisive 11-2 run down the stretch that included back-to-back trifectas by Jay Sarkis. Sischo, an ECC-CACC Challenge all-tournament team selection for the third straight year, was joined on the all-tournament team by Sarkis and senior guard Breon Harris who collected his first career double-double (11 points, 11 rebounds) in the win over Nyack.

HURST CURSE DASHED

Daemen exorcised some demons with a 67-65 defeat of Mercyhurst on Nov. 14. It marked the Wildcats' first win over Lakers since 2013, and just their second in the series overall. Andrew Sischo produced a double-double (22 points, 11 rebounds) and Joey Wallace put up 18 points, five boards, three assists and two steals to lead the way. The Wildcats and Lakers have met in seven successive seasons with five of those contests being decided by six points or less.

TOPPLING THE TOPPLERS

Daemen posted a wire-to-wire 98-83 win over nationally-ranked West Liberty on Nov. 16. The Hilltoppers came into the game ranked in the top-five of both national polls for Division II (No. 4 NABC; No. 3 D2SIDA), and have routinely been among the nation's highest scoring teams, including in 2018-19 when they ranked first in scoring (100.9 ppg). The Hilltoppers came in averaging 130.5 points per game following two lopsided wins over Mansfield and Shaw, but Daemen was the aggressor from the get-go and built an 18-point advantage late in the first half. West Liberty would cut the deficit to seven points several times in the second half, but Daemen charged back and eventually cruised to the 15-point win. [Andrew Sischo](#) was dominant inside (29 points on 12-of-13 shooting, 18 rebounds), and the Wildcats got additional scoring from [Joey Wallace](#) (19 points), [Breon Harris](#) (17), [Kyle Harris](#) (11) and [Jeff Redband](#) (10).

DOWNTOWN DEBUT

Daemen's first-ever game at KeyBank Center in downtown Buffalo was a successful one on Nov. 23 as the Wildcats rallied for an 83-81 win over upset-minded Wilmington. After opening up an early nine-point lead, the tables turned and Daemen trailed by as many as seven points in the second half. Wilmington led for more than 22 minutes in the game, but a deep three-pointer by Breon Harris with 32 seconds remaining put Daemen ahead. Harris came up with a steal on Wilmington's final possession to help seal the deal. He finished with a season-high 21 points, and Andrew Sischo tossed in 24 points and eight rebounds as well. Joey Wallace keyed the comeback by shooting 10-for-11 from the free throw line in the second half. The game was played as a part of a doubleheader with Big 4 rivals Canisius and St. Bonaventure taking the floor afterwards. It marked the first doubleheader at Buffalo's largest indoor sporting venue involving local teams since 2015. The 19,000-seat arena has been the site of the NCAA Division I men's basketball tournament six times since its opening in 1996.

[illegible]

2019-20 DAEMEN MEN'S BASKETBALL GAME NOTES // GAME #10 // VS. SALEM // DEC. 4, 2019 // AMHERST, N.Y.

SCOUTING THE SALEM TIGERS

Salem is an independent member of NCAA Division II. The Tigers are led by first-year head coach Robert Ford who was promoted to the position last spring following the departure of former bench boss Adam Williams to the staff at Division I Stetson. Ford's promotion followed a stellar campaign for the Tigers who finished 17-9 last season. It marked the program's most wins since the 2005-06 season, and their win total was more than the previous four seasons combined. Five players, including three starters return to a roster that also includes eight newcomers. Five players are averaging better than 9.0 points per game, and the Tigers are producing 84.0 points per game as a team (91.8 ppg in wins, 73.7 ppg in losses). Junior guard Jordan Forbes has emerged as one the top players in the Atlantic Region. He leads the Tigers in scoring (23.4 ppg), rebounding (6.9 rpg), field goal percentage (.550), field goals (60) and three-point field goals (16). Forbes ranks 18th nationally in scoring. Additional production is coming from senior wing Marko Tutunovic (11.6 ppg, team-high 13 steals), sophomore guard Fonz Hale (10.7 ppg) and senior guard Malique Ross (9.1 ppg, team-high 21 assists). Junior guard Shawn Christian is producing 13.0

points per outing, but has missed the last three games. The Tigers are shooting 36.5 percent from three-point range, and averaging 10.9 made threes per game (27th in the country). They also rank 23rd nationally by averaging 9.3 steals per game.

DAEMEN VS. SALEM: SERIES AT A GLANCE

Daemen Series Record: 4-0
Streak: Won 4

Previous Meetings
Jan. 3, 2018 - Daemen 77, Salem 69
at Salem, W. Va.

Feb. 9, 2013 - Daemen 78, Salem 68
at Salem, W. Va.

Jan. 26, 2013 - Daemen 113, Salem 90
at Amherst, N.Y.

Dec. 7, 2012 - Daemen 86, Salem 66
at Salem, W. Va.

SALEM ROSTER

No.	Name	Yr.	Pos.	Ht.	Hometown
0	Marqui Grant	Sr.	G	6-0	Seneca, S.C.
1	Scott McGann	Jr.	F	6-8	Tamworth, Australia
2	Malique Ross	Sr.	G	6-0	Montgomery, Ill.
4	Ralph Diaz	Jr.	G/F	6-6	Miami, Fla.
5	Fonz Hale	So.	G	5-11	Cleveland, Ohio
10	Jordan Forbes	Jr.	G	6-4	Newport News, Va.
11	Miles Dobson	Jr.	G	5-11	Chino Hills, Calif.
13	Marko Tutunovic	Sr.	G/F	6-6	Cacak, Serbia
15	Stan Smith	Fr.	G	6-3	Albany, Ga.
21	Demaris McNeil	Fr.	F	6-7	Miami, Fla.
23	Shawn Christian	Jr.	G	6-0	Cleveland, Ohio
30	Aleksa Dobrijevic	So.	F	6-7	Belgrade, Serbia
35	E.J. Galloway	Sr.	F	6-9	Jackson, Miss.

GAME-BY-GAME STARTERS

Game	1	2	3	4	5
vs. NW Missouri St.	Sarkis	B.Harris	Wallace	Redband	Sischo
vs. Missouri Western	Sarkis	Slack	Wallace	Redband	Sischo
FELICIAN	Sarkis	B.Harris	Wallace	Redband	Sischo
NYACK	Sarkis	B.Harris	Wallace	Redband	Sischo
MERCYHURST	Sarkis	B.Harris	Wallace	Redband	Sischo
WEST LIBERTY	B.Harris	K.Harris	Wallace	Redband	Sischo
LE MOYNE	B.Harris	K.Harris	Wallace	Redband	Sischo
WILMINGTON	Sarkis	B.Harris	Wallace	Redband	Sischo
at U. Sciences	Sarkis	K.Harris	Wallace	Redband	Sischo
SALEM	-	-	-	-	-
ROBERTS WESLEYAN	-	-	-	-	-
at Mercy	-	-	-	-	-
at St. Thomas Aquinas	-	-	-	-	-
at St. Rose	-	-	-	-	-
at St. Anselm	-	-	-	-	-
at St. Michael's	-	-	-	-	-
at Stonehill	-	-	-	-	-
QUEENS	-	-	-	-	-
BRIDGEPORT	-	-	-	-	-
at Dist. Columbia	-	-	-	-	-
MOLLOY	-	-	-	-	-
NEW YORK TECH	-	-	-	-	-
at Roberts Wesleyan	-	-	-	-	-
at Bridgeport	-	-	-	-	-
at Queens	-	-	-	-	-
ST. THOMAS AQUINAS	-	-	-	-	-
MERCY	-	-	-	-	-
DIST. COLUMBIA	-	-	-	-	-
at Molloy	-	-	-	-	-
at New York Tech	-	-	-	-	-

INDIVIDUAL STATISTICAL RANKS

PLAYER	STAT	ECC	NCAA II
POINTS PER GAME			
Andrew Sischo	24.2	1st	13th
Breon Harris	12.1	17th	-
Jeff Redband	11.9	18th	-
Joey Wallace	11.4	20th	-
REBOUNDS PER GAME			
Andrew Sischo	14.6	1st	1st
Joey Wallace	5.6	18th	-
ASSISTS PER GAME			
Breon Harris	3.0	7th	-
Jay Sarkis	2.6	11th	-
Joey Wallace	2.6	12th	-
Andrew Sischo	1.9	20th	-
BLOCKS PER GAME			
Andrew Sischo	1.7	4th	46th
Jeff Redband	1.0	8th	-
STEALS PER GAME			
Breon Harris	1.9	5th	116th
Joey Wallace	1.2	15th	-
FIELD GOAL %			
Andrew Sischo	65.1	1st	21st
Jeff Redband	45.8	13th	-
FIELD GOALS MADE			
Andrew Sischo	82	1st	2nd
Joey Wallace	34	14th	-
Jeff Redband	33	15th	-
Breon Harris	29	19th	-
3-POINT FG %			
Jeff Redband	46.6	2nd	59th
Kyle Harris	44.0	7th	-
Breon Harris	39.5	14th	-
Keith Slack	36.7	18th	-
3-POINT FG MADE			
Jeff Redband	27	1st	12th
Breon Harris	15	5th	207th
Kyle Harris	11	9th	-
Keith Slack	11	9th	-
FREE THROW %			
Joey Wallace	87.1	1st	97th
Andrew Sischo	68.0	12th	-
FREE THROWS MADE			
Andrew Sischo	51	1st	6th
Joey Wallace	27	3rd	124th
Jeff Redband	14	15th	-
ASSIST/TURNOVER RATIO			
Tajmin Holt	3.0	2nd	-
Keith Slack	1.7	9th	-
MINUTES			
Andrew Sischo	321	1st	3rd
Joey Wallace	276	2nd	25th
Jeff Redband	276	2nd	26th
MINUTES PER GAME			
Andrew Sischo	35.7	2nd	53rd
Jay Sarkis	32.7	8th	-
Joey Wallace	30.7	13th	-
Jeff Redband	30.7	13th	-

DAEMEN'S RECORD WHEN...

AT HOME	6-0
TRUE ROAD GAME	1-0
NEUTRAL SITE GAME	1-1

IN NOVEMBER	8-1
IN DECEMBER	0-0
IN JANUARY	0-0
IN FEBRUARY	0-0
IN MARCH	0-0

LEAD AT HALFTIME	4-0
TIED AT HALFTIME	0-0
TRAIL AT HALFTIME	4-1

SCORE LESS THAN 60 PTS	0-0
SCORE 60-69 PTS	2-1
SCORE 70-79 PTS	0-0
SCORE 80-89 PTS	4-0
SCORE 90-99 PTS	2-0
SCORE 100+ PTS	0-0

ALLOW LESS THAN 60 PTS	1-0
ALLOW 60-69 PTS	2-0
ALLOW 70-79 PTS	2-0
ALLOW 80-89 PTS	3-1
ALLOW 90-99 PTS	0-0
ALLOW 100+ PTS	0-0

+ REBOUND MARGIN	8-1
- REBOUND MARGIN	0-0
REBOUNDS ARE TIED	0-0

SHOOT 50% OR BETTER	2-0
SHOOT UNDER 50%	6-1

OPPONENT SHOOTS 50% +	2-1
OPPONENT SHOOTS > 50%	6-0

ON MONDAYS	0-0
ON TUESDAYS	1-0
ON WEDNESDAYS	0-0
ON THURSDAYS	1-0
ON FRIDAYS	1-1
ON SATURDAYS	5-0
ON SUNDAYS	0-0

MISCELLANEOUS STATS

STARTING LINEUPS

W/L	G	G	G/F	F	C
4-1	Sarkis	B.Harris	Wallace	Redband	Sischo
2-0	B.Harris	K.Harris	Wallace	Redband	Sischo
1-0	Sarkis	Slack	Wallace	Redband	Sischo
1-0	Sarkis	K. Harris	Wallace	Redband	Sischo

WIN/LOSS MARGIN

[illegible]

LEADS & DEFICITS

Daemen's Biggest Halftime Lead	12 vs. West Liberty (11/16/19)
Daemen's Biggest Halftime Lead Lost	N/A
Daemen's Biggest Halftime Deficit	12 vs. Northwest Missouri State (11/1/19)
Daemen Biggest Halftime Deficit Overcome	11 vs. Felician (11/8/19)
Daemen's Biggest Margin Of Victory	26 @ U. Sciences (11/30/19)
Daemen's Biggest Margin Of Defeat	20 vs. Northwest Missouri State (11/1/19)

DOUBLE-FIGURE SCORING

Andrew Sischo	9	Andrew Sischo	8
Breon Harris	5	Breon Harris	1
Jeff Redband	5		
Kyle Harris	4		
Joey Wallace	4		
Jay Sarkis	2		
Keith Slack	2		

DOUBLE-FIGURE REBOUNDING

Andrew Sischo	8
Breon Harris	1

DOUBLE-DOUBLES

Andrew Sisco	8
Breon Harris	1

20-POINT SCORERS

Andrew Sischo	7
Jeff Redband	2
Breon Harris	1

30-POINT SCORERS

Andrew Sisco 2

IN THE POLLS

[illegible]

THE LAST TIME

THE LAST TIME A DAEMEN PLAYER...

Scored 20-29 points.....	Jeff Redband (25) at U. Sciences, 11/30/19
Scored 30-39 points.....	Andrew Sischo (34) vs. Nyack, 11/09/19
Scored 40-49 points.....	Gerald Beverly (40) vs. Concordia (Ala.), 03/05/14
Made 10 field goals.....	Andrew Sischo (11-14) vs. Le Moyne, 11/19/19
Made 10 free throws.....	Joey Wallace (10-11) vs. Wilmington, 11/23/19
Made 5-9 three-pointers.....	Jeff Redband (7-12) at U. Sciences, 11/30/19
Made 10 three-pointers.....	David Skolen (12-18) vs. Waynesburg, 11/15/89
Had 10-14 rebounds.....	Andrew Sischo (11) vs. Le Moyne, 11/19/19
Had 15-19 rebounds.....	Andrew Sischo (18) vs. West Liberty, 11/16/19
Had 20 rebounds.....	Andrew Sischo (20) at U. Sciences, 11/30/19
Had 10 assists.....	Darius Garvin (10) at St. Thomas Aquinas, 02/02/18
Had 5 blocks.....	Andrew Sischo (5) vs. Felician, 11/08/19
Had 5 steals.....	Breon Harris (6) at St. Thomas Aquinas, 02/22/19
Had a double-double.....	Andrew Sischo (16 pts, 20 rebs) at U. Sciences, 11/30/19
Had 20 points and 20 rebounds.....	Andrew Sischo (36 pts, 23 rebs) vs. Molloy, 02/16/18
Had consecutive double-doubles.....	Andrew Sischo (7), 11/01/19 - 11/19/19
Scored go-ahead points in final 15 seconds of win.....	Deion Hamilton (FG with 14 seconds remaining) vs. St. Thomas Aquinas, 01/25/19

THE LAST TIME A DAEMEN TEAM...

Allowed 50 points or fewer.....	vs. Dominican (W, 60-49), 11/12/16
Won by 20-29 points.....	at U. Sciences (W, 83-57), 11/30/19
Won by 30 points.....	vs. LIU Post (W, 108-63), 02/15/19
Scored 90+ points.....	vs. West Liberty (W, 98-83), 11/16/19
Scored 100+ points.....	vs. LIU Post (W, 108-63), 02/15/19
Had 50 rebounds.....	vs. LIU Post (54), 02/15/19
Shot 50% or better from the field.....	vs. West Liberty (36-66, 54.5%), 11/16/19
Shot 60% or better from the field.....	at NYIT (38-63, 60.3%), 12/16/18
Shot 50% or better from three-point range (min. 10 attempts).....	vs. Bridgeport (11-22, 50%), 03/03/19
Shot 60% or better from three-point range (min. 10 attempts).....	vs. NYIT (10-16, 62.5%), 01/14/18
Shot 90% or better from free throw line (min. 10 attempts).....	vs. Le Moyne (11-11, 100%), 11/19/19
Finished without a three-point field goal.....	vs. Queens (0-12), 11/09/12
Made 10-14 three-pointers.....	at U. Sciences (14-35), 11/30/19
Made 15 three-pointers.....	vs. LIU Post (19-39), 02/15/19
Had 10 blocked shots.....	vs. Indianapolis (10), 12/18/14
Had 10 steals.....	at U. Sciences (11), 11/30/19
Had 20 assists.....	vs. Mercy (20), 03/01/19
Had 4 players in double figures.....	vs. Mercyhurst (Sischo 22, Wallace 18, K.Harris 11, Sarkis 10), 11/14/19
Had 5 players in double figures.....	vs. West Liberty (Sischo 29, Wallace 19, B.Harris 17, K.Harris 11, Redband 10), 11/16/19
Had 6 players in double figures.....	vs. Dist. Columbia (Sischo 19, Hamilton 14, Redband 13, Lee Yaw 13, Harris 10, Sarkis 10), 01/27/19
Had all 5 starters in double figures.....	vs. West Liberty (Sischo 29, Wallace 19, B.Harris 17, K.Harris 11, Redband 10), 11/16/19
Had 2 players score 20 points.....	vs. Wilmington (Sischo 24, B.Harris 21), 11/23/19
Had 2 players with 10 rebounds.....	vs. Nyack (Sischo 17, B.Harris 11), 11/08/19
Had 2 players record a double-double.....	vs. Nyack (Sischo 34 pts/17 rebs, B.Harris 11 pts/11 rebs), 11/08/19
Won in overtime.....	vs. St. Thomas Aquinas (W, 82-79), 01/25/19
Lost in overtime.....	at Dist. Columbia (L, 90-84), 12/03/16
Scored 80 points or more and lost.....	at St. Edward's (L, 110-83), 01/06/19
Scored 90 points or more and lost.....	at Dominican (L, 98-93, OT), 01/07/14
Allowed 60 points or fewer and lost.....	vs. St. Thomas Aquinas (L, 60-57), 03/03/18
Played a nationally-ranked opponent.....	vs. No. 4/No. 3 West Liberty (W, 98-83), 11/16/19
Defeated a nationally-ranked opponent.....	vs. No. 4/No. 3 West Liberty (W, 98-83), 11/16/19

MAN IN THE MIDDLE

Redshirt junior center Andrew Sischo headlines Daemen's returning players after earning East Coast Conference and Division II Conference Commissioner's Association East Region Player of the Year honors in 2018-19. A two-time first-team All-ECC selection, Sischo has been downright dominant in his career for the Wildcats. He has set new team benchmarks for points scored by a freshman (462) and sophomore (585), and is already one of only six players in program history with 1,200 points and 600 rebounds. Sischo recorded 17 double-doubles last season, ranking first among all ECC players and sixth nationally, while also becoming just the sixth player in team history to average a double-double (20.9 ppg, 10.1 rpg) for an entire season. In late October he was named the ECC Preseason Player of the Year, marking the second straight season that he's earned the accolade, and he's picked up right where he left off last season. Through nine games this year, Sischo is averaging monster numbers (24.2 ppg, 14.6 rpg, 1.7 bpg, 65.1% FG). He leads the country in rebounding and double-doubles (8), and he ranks first in the ECC in scoring and field goal percentage. Already this season, he's been named to the SCB National Hall of Fame Classic all-tournament team, MVP of the ECC-CACC Challenge, a two-time ECC Defensive Player of the Week, a two-time ECC Player of the Week and a two-time U.S.

Basketball Writers Association Men's Division II National Player of the Week. In 67 career games, Sischo has totaled 1,265 points and 675 rebounds. He ranks 12th in points and fifth in rebounds among Daemen's all-time leaders.

THREE-DICULOUS SHOOTING

Over the course of his career, forward Jeff Redband has established himself as one of the preeminent three-point shooters in the ECC, as well as among Daemen's all-time leaders. Redband is the first Daemen player with 60 or more three-pointers in three straight seasons since Brian Montanaro did so four straight times from 2002-06. A two-time All-ECC pick, including a second-team selection last season, Redband has appeared in all 97 games since the start of the 2016-17 season, making 94 starts and helping Daemen to a 73-24 record. He has totaled 1,120 points, 451 rebounds, 243 three-point field goals and 76 blocks in his career. He recently moved past Kharmen Wingard for third place on Daemen's all-time three-point field goals list, and he stands 45 shy of Montanaro's program record (288). He also ranks 17th in points and ninth in blocks among Daemen's all-time leaders. Redband has made at least one three-pointer in 40 of the last 43 games, and has made five or more 15 times in his career. He leads the team and ranks second in the ECC with 27 three-pointers this season, and is producing 11.9 points, 4.1 rebounds,

1.1 steals and 1.0 blocks per game.

SHINING STAR-KIS

Redshirt-senior guard Jay Sarkis has been a fixture in the Daemen lineup since arriving on campus in 2015. Sarkis has appeared in 89 of a possible 98 games (excluding a redshirt season in 2016-17), while making 83 starts. He's recorded at least one three-pointer in 73 games, totaling 154 triples in his career (8th in team history). He's just the eighth player in program history with at least 150 three-point field goals. Sarkis contributed 8.2 points and a team-best 3.1 assists per game in 2018-19. His finest season came a year earlier when he put up career-highs in points (372), assists (106) and rebounds (86), and finished the season ranking among the ECC's top-five statistical leaders in minutes (3rd), minutes per game (5th), three-point field goals (4th), three-point shooting percentage (5th) and assists (3rd). This season, Sarkis is seeing 32.7 minutes per game, and producing 6.0 points and 2.6 assists per outing.

2019-20 DAEMEN MEN'S BASKETBALL GAME NOTES // GAME #10 // VS. SALEM // DEC. 4, 2019 // AMHERST, N.Y.

BREAKOUT BREON

Senior guard Breon Harris was inserted into the starting lineup midway through the 2017-18 season, and went on to help Daemen wins in 41 of their next 49 contests (through the end of the 2018-19 season). He's been a third-team All-ECC selection in each of the last two seasons, and has also earned ECC Championships all-tournament team honors twice in his career. Harris swiped 70 steals as a sophomore, the third-highest single-season total in team history and making him the first player with at least 70 since Russell John totaled 73 in 1990-91. He added 53 steals to his career total last season, becoming just the fifth player to lead the Wildcats in steals at least twice, and the first player with 50+ steals in consecutive seasons since Mark Coppola in 2011-12 and 2012-13. He was named to the ECC-CACC Challenge all-tournament team for the second straight year after averaging 14.5 points, 9.0 rebounds and 6.5 assists in Daemen wins over Felician and Nyack. Those contributions included the first double-double of his career, as he totaled 11 points and a career-high 11 boards vs. Nyack. He's producing 12.1 points per game and leads the team in assists (21) and steals (13) this season.

FRESH FACES

The Wildcats welcome 10 new players to the fold this season to round out a large 20-player roster. While some of the newcomers are expected to redshirt, several are expected to make immediate impacts. Redshirt-senior guard Joey Wallace is the most experienced of the bunch. The son of former Syracuse star and NBA veteran John Wallace, Joey Wallace comes to Daemen with 85 games of Division II experience under his belt across parts of four seasons playing for Southern Connecticut State. The Rochester native contributed 8.7 points and 5.1 rebounds per game across his tenure there. Buffalo natives Donte Williams and Kyle Harris are also proven college players. Williams, a 6'4" guard/forward, has one season of remaining eligibility following previous stops at Southeastern Iowa Community College and California University (Pa.). He averaged 10.7 points and 5.2 rebounds per game for the Vulcans last season. Harris comes over after a prolific junior college career at Erie Community College where he played for head coach Alex Nwora, a Daemen graduate and inductee of the Daemen Hall of Fame. Harris brings a winning pedigree (47-17 record at ECC) and tremendous three-point shooting ability (166 three-pointers in the last two seasons) to the Wildcats. Big man Chris Luke (7'0", Jr., C) gives the Wildcats some depth at the center position and freshmen Keith Slack and Ryan Salzberg will compete for minutes.

CORE FOUR

Continuity has played a large role in Daemen's success over the last several seasons as the group of Andrew Sischo, Jeff Redband, Breon Harris and Jay Sarkis have been constants in the Wildcats' starting lineup. Since Dec. 31, 2017 (when Harris was inserted into the starting lineup for the first time), all four players have been in Daemen's starting lineup 41 out of possible 57 games. Daemen is 33-8 in those contests. The Wildcats are also 43-9 when at least three of the four are in the starting lineup.

COMEBACK KIDS

Daemen is quickly developing a reputation as a team that won't be buried as six of their seven wins this season have featured second-half comebacks. Here is a summary of deficits overcome this season:

vs. Missouri Western: 10 points (1st half); 5 points (under 7 minutes to play)

vs. Felician: 17 points (1st half); 11 points (halftime)

vs. Nyack: 3 points (under 3 minutes to play)

vs. Mercyhurst: 8 points (under 10 minutes to play)

vs. Le Moyne: 9 points (under 6 minutes to play)

vs. Wilmington: 7 points (under 8 minutes to play)

DEC. 3 - WILDCATS ON THE MOVE IN NABC POLL, HOLD STEADY IN D2SIDA POLL

AMHERST, N.Y. - The Daemen College men's basketball team finds itself in the top-15 of both Division II national polls for a second consecutive week. The latest National Association of Basketball Coaches (NABC) top-25 poll and NCAA Division II Sports Information Directors of America (D2SIDA) national media poll were both released this afternoon. The Wildcats are up two spots to No. 11 in NABC poll, and they've held steady at No. 8 in the D2SIDA poll.

Daemen sits at 8-1 overall following an 83-57 win at University of the Sciences last Saturday (Nov. 30), their only action of Thanksgiving week. After dropping their season opener to defending national champion Northwest Missouri State University on November 1, head coach Mike MacDonald has guided the group on an eight-game winning streak. Six of those victories have featured second half comebacks. In succession last month, the Wildcats earned wins over defending Atlantic Region champion Mercyhurst University, nationally-ranked West Liberty University (preseason No. 4 NABC, No. 3 D2SIDA), regional rival Le Moyne College which has averaged 22 wins over the last three seasons, and Wilmington University in the program's first-ever game at KeyBank Center in downtown Buffalo.

NABC Poll

At No. 11, Daemen sets a new benchmark for ascent up the ranks in the eyes of Division II coaches. The Wildcats garnered 221 points in the poll voting, edging out No. 12 Queens University of Charlotte (219 points). Daemen has now been ranked in 11 consecutive NABC polls dating back to last January.

Daemen is one of three teams from the East Region included in the poll, joining No. 20 St. Anselm College (5-1) and No. 21 Dominican College (7-0). Daemen plays at St. Anselm, the defending East Region champions, on New Year's Day. Dominican out of the Central Atlantic Collegiate Conference is appearing in the poll for the first time since the 2012-13 season.

There was no change among the first six teams in the poll. Northwest Missouri State, now winners of 45 straight games, remains at No. 1, followed by Nova Southeastern University, Bellarmine University, University of California at San Diego, West Texas A&M University and Indiana University (Pa.).

D2SIDA Poll

Daemen comes in at No. 8 for the second straight week, again marking their highest ascent ever in the D2SIDA poll. The Wildcats received 276 points in the poll voting, four back of No. 7 Lincoln Memorial University which leapfrogged from No. 9 last week. Daemen has now been ranked in four 13 of the last 14 D2SIDA polls dating back to last January.

Dominican and St. Anselm again join Daemen as representatives of the East Region. Dominican jumps from receiving votes last week to No. 18, while St. Anselm is up two spots to No. 20.

The same six teams occupy the top spots, albeit in a different order than the NABC poll. Northwest Missouri State tops the poll, followed by Nova Southeastern, Bellarmine, West Texas A&M, UC San Diego and Indiana.

National Association of Basketball Coaches	
NCAA Division II Men's Basketball Rankings	
December 3, 2019 (Regular Season Poll #3)	
Record	Points Last
1. Northwest Missouri State	7-0 400 1
2. Nova Southeastern (Fla.)	4-0 377 2
3. Bellarmine (N.Y.)	5-0 366 3
4. UC San Diego	8-0 353 4
5. West Texas A&M	9-0 344 5
6. Indiana (Pa.)	6-0 320 6
7. Alabama Huntsville	6-0 298 8
8. Lincoln Memorial (Tenn.)	9-1 276 9
9. Southern Indiana	5-0 272 10
10. Ashland (Ohio)	6-0 258 11
11. Daemen (N.Y.)	8-1 221 13
12. Queens (N.C.)	6-1 219 12
13. Indianapolis (Ind.)	7-0 188 17
14. West Liberty (W.Va.)	5-1 186 14
15. Missouri Southern	5-1 181 15
16. Dixie State (Utah)	6-0 141 21
17. St. Edward's (Texas)	6-1 123 18
18. Southeastern Oklahoma State	4-0 105 20
19. Dallas Baptist (Texas)	5-0 101 22
20. Saint Anselm (N.H.)	5-1 95 19
21. Dominican (N.Y.)	7-0 NR
22. Florida Southern	6-1 64 24
23. Ferris State (Mich.)	10-1 59 23
24. Azusa Pacific (Calif.)	5-1 36 25
25. West Chester (Pa.)	8-0 33 NR

Records through games of December 1, 2019.
Last ranking is from pre-season poll released Nov. 26.

First place votes - Northwest Missouri State (16).

Others receiving votes: Valdosta State (Ga.) 32, Angelo State (Texas) 30, St. Thomas Aquinas (N.Y.) 25, New Mexico Highlands 11, Bentley (Mass.) 5, Western Oregon 6, Augustine (D.D.), Northeastern State (Okla.) 4, Pittsburgh-Johnstown (Pa.) 3, Lynn (Fla.) 2, Georgia Southwestern 1, Pace (N.Y.) 1.

Dropped out: Valdosta State (7), St. Thomas Aquinas (16).

Weekly Poll Notes:
Northwest Missouri State remains atop the NABC Division II poll and begins its Mid-America Intercollegiate Athletics Association schedule Thursday at Lincoln (Mo.) seeking to extend its winning streak to 45 games. The Bearcats have won their first seven games by an average of 27.3 points per game - and have had just one game decided by fewer than 10 points.
There were no changes among the top six teams in the rankings this week, with only one team in the top 10 going down to defeat. That was then-No. 7 Valdosta State, who fell out of the top 25 after losing twice during the course of the week. Ashland moved into the top 10 in place of the Blazers.
Monday's results are not factored into the poll, but for the second straight week, a team ranked in the top 25 suffered a Monday night loss when No. 24 Azusa Pacific lost a three-point decision at Hawai'i Hilo.
The newcomers in this week's top 25 are a pair of unbeaten teams, as Dominican (N.Y.) makes its first appearance in the national rankings since the 2012-13 season at No. 21 and West Chester comes in at No. 25.
The Lone Star Conference is one of two conferences with three teams among the top 25 this week, led by No. 5 West Texas A&M. The other ranked LSC teams are St. Edward's at No. 17 and Dallas Baptist at No. 19.
The Great Lakes Valley Conference is the only conference with multiple teams in the top 10 this week and also has three GLVC teams among the top 25. Two of them will face off Tuesday night when conference play begins in that league as No. 3 Bellarmine plays at No. 13 Indianapolis.
A pair of top 25 matchups are scheduled for Saturday, as 10th-ranked Ashland plays at No. 23 Ferris State and 12th-ranked Queens (N.C.) plays at No. 8 Lincoln Memorial.
A total of 16 of the 23 NCAA Division II conferences have representatives in this week's top 25.

D2SIDA Men's Basketball				
National Media Poll				
Week 3 - December 3, 2019				
Rank	School	Pts.	Record	Prev.
1.	Northwest Missouri State (16)	400	7-0	1
2.	Nova Southeastern	373	4-0	2
3.	Bellarmine	365	5-0	3
4.	West Texas A&M	351	8-0	4
5.	UC San Diego	344	8-0	5
6.	Indiana (Pa.)	301	6-0	6
7.	Lincoln Memorial	280	8-1	9
8.	Daemen	276	8-1	8
9.	Southern Indiana	260	5-0	10
10.	Alabama Huntsville	231	6-0	13
11.	Queens (N.C.)	220	7-1	11
12.	West Chester	214	8-0	12
13.	Indianapolis	207	7-0	16
14.	Southeastern Oklahoma State	196	4-0	14
15.	Dixie State	176	6-0	15
16.	West Liberty	145	5-1	17
17.	Missouri Southern State	132	5-1	19
18.	Dominican (N.Y.)	117	7-0	RV
19.	Azusa Pacific	107	5-1	20
20.	St. Anselm	66	5-1	22
21.	St. Edward's	60	6-1	21
22.	Ferris State	57	10-1	23
23.	Angelo State	51	5-0	NR
24.	Lynn	44	4-0	RV
T25.	Walsh	42	6-0	RV
T25.	Ashland	42	6-0	RV

()-first place votes

Others Receiving Votes (on more than one ballot):
Dallas Baptist - 41; St. Thomas Aquinas - 27; Embury-Riddle - 15; Valdosta State - 15; Florida Southern - 15; Minnesota-Duluth - 11; Belmont Abbey - 10; Cal Poly Pomona - 3; 2 teams named on one ballot each

SEASON RECORDS

POINTS

1.	Rob Robinson	767	1990-91
2.	David Skolen	699	1989-90
3.	Russell John	629	1990-91
4.	Gerald Beverly	620	2014-15
5.	Torrence Dyck	612	2015-16
6.	Chris Lewis	611	1989-90
7.	Brian Montanaro	592	2005-06
8.	Andrew Sischo	585	2018-19
9.	Rob Robinson	567	1989-90
10.	Joe Olsen	560	2005-06

POINTS PER GAME

1.	Rob Robinson	25.6	1990-91
2.	Torrence Dyck	21.9	2015-16
3.	David Skolen	21.8	1989-90
	Ralph Henderson	21.8	1987-8
5.	Russell John	21.0	1990-91
6.	Ralph Henderson	20.5	1986-87
7.	Andrew Sischo	20.9	2018-19
8.	Gerald Beverly	20.0	2014-15
9.	Alex Nwora	19.6	1992-93
10.	Torrence Dyck	19.3	2014-15

FIELD GOALS

1.	Chris Lewis	257	1989-90
2.	David Skolen	247	1989-90
3.	Rob Robinson	231	1990-91
4.	Andrew Sischo	229	2018-19
5.	Gerald Beverly	219	2014-15
6.	Russell John	218	1990-91
7.	Torrence Dyck	217	2015-16
8.	Rob Robinson	205	1989-90
9.	Gerald Beverly	200	2013-14
10.	Andrew Sischo	195	2017-18

FIELD GOAL % (min. 150 made)

1.	Stefan Van Duluitgaarden	.661	1991-92
2.	Chris Lewis	.624	1989-90
3.	Brian Harmon	.610	1986-87
4.	Gerald Beverly	.607	2014-15
5.	Brian Pettit	.605	1998-99
6.	Chris Lewis	.603	1988-89
7.	Gerald Beverly	.597	2012-13
8.	Andrew Sischo	.586	2018-19
9.	Darnell Jackson	.576	2003-04
	Ajay Rutledge	.576	2008-09

THREE-POINT FIELD GOALS

1.	David Skolen	114	1989-90
2.	Kharmen Wingard	86	2003-04
3.	Brian Montanaro	84	2004-05
4.	Pete Loney	83	2008-09
5.	Jeff Redband	79	2018-19
6.	Russell John	78	1990-91
7.	Donjuan Tyson	77	2006-07
8.	Gabriel Marshall	76	2003-04
	Kharmen Wingard	76	2004-05
10.	Kharmen Wingard	75	2002-03
	Jordan Greene	75	2014-15

THREE-POINT % (min. 1 3PT/game)

1.	David Skolen	.557	1986-87
2.	Marty Lange	.524	1997-98
3.	Mike Maisto	.500	2007-08
	Jesse Lalka	.500	2015-16
5.	David Skolen	.491	1989-90
6.	David Skolen	.477	1988-89
7.	Kevin Lange	.461	2002-03
	Jay Sarkis	.461	2015-16
9.	Brian Montanaro	.452	2004-05
10.	Jeff Redband	.450	2016-17

FREE THROWS

1.	Rob Robinson	282	1990-91
2.	Gerald Beverly	180	2014-15
3.	Rob Robinson	176	1991-92
4.	Alex Nwora	161	1992-93
5.	Joe Olsen	148	2005-06
6.	Rob Robinson	142	1989-90
7.	Monty Montgomery	140	2000-01
8.	Jonathan Walker	139	2002-03
9.	Jonathan Walker	134	2001-02
10.	Ralph Henderson	133	1987-88

FREE THROW % (min. 100 made)

1.	David Skolen	.850	1989-90
	Todd Zielinski	.850	1996-97
3.	Kevin Lange	.844	2002-03
4.	Rob Robinson	.827	1991-92
5.	David Skolen	.823	1988-89
6.	Mark Rouse	.806	2001-02
7.	Monty Montgomery	.790	1997-98
8.	Rob Robinson	.789	1989-90
9.	Brian Montanaro	.783	2005-06
10.	Monty Montgomery	.782	2000-01

REBOUNDS

1.	Jim Chapman	394	1988-89
2.	Gerald Beverly	373	2014-15
3.	Alex Nwora	347	1991-92
4.	Brian Pettit	329	1996-97
5.	Alex Nwora	313	1992-93
6.	Alex Nwora	312	1990-91
7.	Brian Pettit	288	1995-96
8.	Chris Lewis	287	1989-90
9.	Andrew Sischo	283	2018-19
10.	Gerald Beverly	280	2013-14

REBOUNDS PER GAME

1.	Jim Chapman	14.1	1988-89
2.	Gerald Beverly	12.0	2014-15
3.	Alex Nwora	11.6	1992-93
	Alex Nwora	11.6	1991-92
5.	Brian Pettit	10.6	1996-97
6.	Alex Nwora	10.4	1990-91
7.	Sandy Finney	10.2	1995-96
8.	Sandy Finney	10.1	1994-95
	Andrew Sischo	10.1	2018-19
10.	Gerald Beverly	10.0	2013-14

ASSISTS

1.	Mark Coppola	203	2012-13
	Derrick Henry	203	1988-89
3.	Rob Robinson	187	1990-91
4.	Rob Robinson	186	1989-90
5.	Mark Coppola	161	2011-12
6.	Tim Foley	157	1994-95
7.	Mark Coppola	154	2013-14
8.	Steve Chandler	152	2003-04
9.	Steve Chandler	147	2002-03
10.	Russell John	139	1991-92

STEALS

1.	Derrick Henry	74	1988-89
2.	Russell John	73	1990-91
3.	Breon Harris	70	2017-18
4.	Casey Sheehan	68	2012-13
5.	Devon Dawson	67	2007-08
6.	Anibal Soler	66	1999-00
7.	Eder Joseph	62	1999-00
8.	Jorge Ebanks	61	2009-10
9.	Dewan Stroud	60	2006-07
10.	Therreon Blackwell	59	2004-05
	Rob Robinson	59	1990-91

BLOCKS

1.	Ron Wright	119	2005-06
2.	Ron Wright	114	2004-05
3.	Gerald Beverly	111	2013-14
4.	Gerald Beverly	110	2014-15
5.	Gerald Beverly	59	2012-13
6.	Brian Pettit	55	1998-99
7.	Mario Torres	54	1992-93
8.	Brian Pettit	52	1996-97
9.	Gerald Beverly	50	2011-12
10.	Ralph Henderson	49	1986-87

CAREER RECORDS

POINTS (1,000-Point Club)

1.	Rob Robinson	1,962	1988-92
2.	Brian Montanaro	1,920	2002-06
3.	David Skolen	1,876	1986-90
4.	Monty Montgomery	1,814	1996-01
5.	Gerald Beverly	1,799	2011-15
6.	Alex Nwora	1,514	1989-93
7.	Casey Sheehan	1,505	2010-14
8.	Brian Pettit	1,414	1994-99
9.	Rob Lange	1,330	1992-96
10.	Devon Dawson	1,310	2007-12
11.	Kharmen Wingard	1,281	2002-05
12.	Andrew Sischo	1,265	2017-Pr.
13.	Jim Regan	1,241	2009-13
14.	Mark Rouse	1,172	1998-02
15.	Kevin Lange	1,152	1999-03
16.	Chris Moore	1,126	1996-00
17.	Jeff Redband	1,120	2016-Pr.
18.	Chris Lewis	1,105	1988-90
19.	Jordan Greene	1,090	2011-15
20.	Danny McCabe	1,078	1884-98
21.	Therreon Blackwell	1,069	2002-06
22.	Russell John	1,061	1990-92
23.	Torrence Dyck	1,056	2014-16
24.	Deion Hamilton	1,029	2015-19
25.	Ralph Henderson	1,015	1986-88

POINTS PER GAME

1.	Torrence Dyck	20.7	2014-16
2.	Andrew Sischo	18.9	2017-Pr.
3.	Chris Lewis	18.4	1988-90
4.	Rob Robinson	17.8	1988-92
5.	Russell John	17.4	1990-92
6.	Dewan Stroud	16.8	2006-08
7.	David Skolen	16.5	1986-90
8.	Monty Montgomery	16.2	1996-01
9.	Jonathan Walker	15.3	2001-03
10.	Dom Mazzocchi	15.2	2010-12

FIELD GOALS

1.	David Skolen	687	1986-90
2.	Gerald Beverly	669	2011-15
3.	Brian Montanaro	656	2002-06
	Monty Montgomery	656	1996-01
5.	Rob Robinson	640	1988-92
6.	Casey Sheehan	544	2010-14
7.	Alex Nwora	532	1989-93
8.	Brian Pettit	519	1994-99
9.	Andrew Sischo	506	2017-Pr.
10.	Jim Regan	477	2009-13

FIELD GOAL % (MIN. 150 MADE)

1.	Chris Lewis	.615	1988-90
2.	Stefan Van Duluitgaarden	.606	1990-92
3.	Andrew Sischo	.587	2017-Pr.
4.	Gerald Beverly	.583	2011-15
5.	Kadeem Johnson	.581	2010-14
6.	Steve Chandler	.568	2002-04
7.	Joe Olsen	.559	2004-06
8.	Darnell Jackson	.554	2003-05
9.	Ralph Henderson	.549	1986-88
10.	Brian Pettit	.543	1994-99

THREE-POINT FIELD GOALS

1.	Brian Montanaro	288	2002-06
2.	David Skolen	279	1986-90
3.	Jeff Redband	243	2016-Pr.
4.	Kharmen Wingard	237	2002-05
5.	Jordan Greene	201	2011-15
6.	Mark Rouse	183	1998-02
7.	Kevin Lange	169	1999-03
8.	Jay Sarkis	154	2015-Pr.
9.	Casey Sheehan	147	2010-14
10.	Russell John	143	1990-92

THREE-POINT % (min. 50 made)

1.	David Skolen	.487	1986-90
2.	Jesse Lalka	.463	2013-17
3.	Jeff Redband	.436	2016-Pr.
4.	Rob Robinson	.433	1988-92
5.	Pete Loney	.426	2007-09
6.	Adrian Baugh	.424	1999-01
7.	Jay Sarkis	.418	2015-Pr.
	Brian Montanaro	.418	2002-06
9.	Kyle Clifford	.415	2013-15
10.	Donjuan Tyson	.403	2006-07

FREE THROWS

1.	Rob Robinson	630	1988-92
2.	Gerald Beverly	459	2011-15
3.	Alex Nwora	441	1989-93
4.	Monty Montgomery	427	1996-01
5.	Brian Pettit	373	1994-99
6.	Rob Lange	366	1992-96
7.	Brian Montanaro	320	2002-06
8.	Devon Dawson	275	2007-12
9.	Jonathan Walker	273	2001-03
10.	Casey Sheehan	271	2010-14

FREE THROWS (min. 100 made)

1.	Jeff Redband	.856	2016-Pr.
2.	David Skolen	.826	1986-90
3.	Jay Sarkis	.824	2015-Pr.
4.	Arif Mehmetaj	.806	2014-17
5.	Rob Robinson	.788	1988-92
	Mark Rouse	.788	1998-02
7.	Brian Montanaro	.786	2002-06
8.	Jaleo Wilkes	.773	2015-17
9.	Jeff Eaddy	.768	1986-90
10.	Monty Montgomery	.757	1996-01

REBOUNDS

1.	Alex Nwora	1,103	1989-93
2.	Gerald Beverly	1,004	2011-15
3.	Brian Pettit	991	1994-99
4.	Monty Montgomery	806	1996-01
5.	Andrew Sischo	675	2017-Pr.
6.	Jim Regan	587	2009-13
7.	Devon Dawson	585	2007-12
8.	Danny McCabe	570	1994-98
9.	Eder Joseph	542	1997-00
10.	Mario Torres	537	1990-94

REBOUNDS PER GAME

1.	Andrew Sischo	10.1	2017-Pr.
2.	Alex Nwora	9.3	1989-93
3.	Brian Pettit	8.7	1994-99
4.	Chris Lewis	8.5	1988-90
5.	Gerald Beverly	8.4	2011-15
6.	Steve Chandler	7.4	2002-04
7.	Monty Montgomery	7.2	1996-01
8.	Eder Joseph	6.7	1997-00
9.	Mario Torres	6.5	1990-94
	Jonathan Walker	6.5	2001-03

ASSISTS

1.	Mark Coppola	623	2010-14
2.	Rob Robinson	503	1988-92
3.	Casey Sheehan	470	2010-14
4.	Therreon Blackwell	438	2002-06
5.	Tim Foley	334	1990-95
6.	Mark Rouse	320	1998-02
7.	Anibal Soler	304	1997-00
8.	Steve Chandler	299	2002-04
9.	David Skolen	293	1986-90
10.	Monty Montgomery	272	1996-01

STEALS

1.	Devon Dawson	198	2007-12
2.	Therreon Blackwell	185	2002-06
	Casey Sheehan	185	2010-14
4.	Mark Coppola	168	2010-14
5.	Anibal Soler	165	1996-00
6.	Rob Robinson	161	1988-92
	Brian Montanaro	161	2002-06
8.	Alex Nwora	154	1989-93
9.	Breon Harris	139	2016-Pr.
10.	Monty Montgomery	135	1996-01
	Mark Rouse	135	1998-02

BLOCKS

1.	Gerald Beverly	330	2011-15
2.	Ron Wright	233	2004-06
3.	Brian Pettit	144	1994-99
4.	Jim Regan	117	2009-13
5.	Mario Torres	102	1990-94
6.	Kevin Lange	81	1999-03
7.	Ralph Henderson	79	1986-88
8.	Garyce Hervey	78	1998-00
9.	Jeff Redband	76	2016-Pr.
10.	Rob Lange	72	1992-96



**2019-20 Daemen Men's Basketball
Points-Rebounds-Assists**

Page 1/1
as of Dec 02, 2019

Daemen Points-Rebounds-Assists

Opponent	Date	Score		2 HARRIS,BRE	3 HOLT,TAJMI	4 DUAH,JEFFR	5 SARKIS,JAY	10 WILLIAMS,D	12 HARRIS,KYL
vs Northwest Mo. St.	11/01/19	65-85	L	0-1-0	0-0-0	DNP	2-0-2	8-0-2	5-2-2
vs Missouri Western	11/02/19	68-64	W	DNP	0-2-0	DNP	7-1-1	5-3-0	11-2-0
Felician	11/08/19	95-80	W	18-7-6	0-0-0	DNP	11-2-3	4-4-2	10-2-0
Nyack	11/09/19	80-74	W	11-11-7	3-0-0	DNP	6-2-2	0-0-0	0-0-1
Mercyhurst	11/14/19	67-65	W	4-1-1	0-0-0	DNP	10-0-1	0-0-0	11-3-1
West Liberty	11/16/19	98-83	W	17-3-2	0-1-2	0-0-0	DNP	4-0-0	11-4-0
Le Moyne	11/19/19	89-79	W	14-4-2	2-0-0	DNP	DNP	2-1-0	7-3-4
Wilmington (DE)	11/23/19	83-81	W	21-4-3	0-1-0	DNP	0-2-4	0-1-0	3-4-3
at USciences	11/30/19	83-57	W	DNP	0-0-1	DNP	6-1-5	6-0-0	7-1-2
Opponent	Date	Score		14 HINES,DA'S	15 SLACK,KEIT	20 SALZBERG,R	22 SISCHO,AND	23 WALLACE,JO	24 BASDEN,ZIV
vs Northwest Mo. St.	11/01/19	65-85	L	DNP	3-1-0	DNP	24-15-5	17-3-1	0-0-0
vs Missouri Western	11/02/19	68-64	W	DNP	11-2-0	DNP	11-12-3	8-6-3	DNP
Felician	11/08/19	95-80	W	DNP	5-0-0	DNP	31-19-4	9-6-1	DNP
Nyack	11/09/19	80-74	W	DNP	2-2-2	DNP	34-17-0	2-5-1	DNP
Mercyhurst	11/14/19	67-65	W	DNP	DNP	0-0-0	22-11-1	18-5-3	DNP
West Liberty	11/16/19	98-83	W	0-0-0	6-2-3	0-0-0	29-18-2	19-5-5	0-0-0
Le Moyne	11/19/19	89-79	W	DNP	7-2-2	2-0-0	27-11-1	6-5-3	DNP
Wilmington (DE)	11/23/19	83-81	W	DNP	3-1-1	DNP	24-8-0	17-8-2	DNP
at USciences	11/30/19	83-57	W	0-0-0	10-1-2	0-0-0	16-20-1	7-7-4	4-1-0
Opponent	Date	Score		25 BRADLEY,RY	34 LUKE,CHRIS	44 REDBAND,JE			
vs Northwest Mo. St.	11/01/19	65-85	L	DNP	0-0-0	6-1-0			
vs Missouri Western	11/02/19	68-64	W	DNP	0-0-0	15-3-4			
Felician	11/08/19	95-80	W	DNP	0-1-0	7-2-2			
Nyack	11/09/19	80-74	W	DNP	0-1-0	22-3-2			
Mercyhurst	11/14/19	67-65	W	2-2-0	0-0-0	0-3-0			
West Liberty	11/16/19	98-83	W	2-2-1	0-0-0	10-7-3			
Le Moyne	11/19/19	89-79	W	9-5-2	DNP	13-4-1			
Wilmington (DE)	11/23/19	83-81	W	6-3-1	DNP	9-6-0			
at USciences	11/30/19	83-57	W	2-5-0	0-0-0	25-8-2			



2019-20 Daemen Men's Basketball
Season/Career Statistics
Specific games

Page 1/1
as of Dec 02, 2019

Summary

Player	Season Statistics										Career Statistics									
	GP-GS	MIN/G	FG%	3FG%	FT%	R/G	A/G	STL	BLK	PTS/G	GP-GS	MIN/G	FG%	3FG%	FT%	R/G	A/G	STL	BLK	PTS/G
BASDEN, Ziv	3-0	2.0	.667	.000	.000	0.3	0.0	0	0	1.3	19-0	3.1	.762	.000	.545	1.3	0.1	2	0	2.0
BRADLEY, Ryan	5-0	13.1	.500	.000	1.000	3.4	0.8	2	4	4.2	6-0	11.2	.500	.000	1.000	2.8	0.7	2	4	3.5
DUAH, Jeffrey	1-0	0.5	.000	.000	.000	0.0	0.0	0	0	0.0	21-0	1.4	.111	.000	.333	0.2	0.2	0	0	0.1
HARRIS, Breon	7-7	26.9	.372	.395	.632	4.4	3.0	13	0	12.1	77-55	25.0	.422	.351	.693	3.4	2.4	138	23	9.6
HARRIS, Kyle	9-3	20.8	.558	.440	1.000	2.3	1.4	1	2	7.2	9-3	20.8	.558	.440	1.000	2.3	1.4	1	2	7.2
HINES, Da'Shawn	2-0	0.9	.000	.000	.000	0.0	0.0	0	0	0.0	13-0	0.6	.500	.000	1.000	0.1	0.1	1	0	0.4
HOLT, Tajmin	9-0	5.2	.143	.125	.000	0.4	0.3	1	1	0.6	13-0	3.9	.143	.125	.000	0.3	0.2	1	1	0.4
LUKE, Chris	7-0	1.0	.000	.000	.000	0.3	0.0	1	0	0.0	7-0	1.0	.000	.000	.000	0.3	0.0	1	0	0.0
REDBAND, Jeff	9-9	30.7	.458	.466	.875	4.1	1.6	10	9	11.9	97-94	29.9	.449	.436	.856	4.6	1.6	81	76	11.5
SALZBERG, Ryan	4-0	1.8	1.000	.000	.000	0.0	0.0	2	0	0.5	4-0	1.8	1.000	.000	.000	0.0	0.0	2	0	0.5
SARKIS, Jay	7-7	32.6	.304	.269	.583	1.1	2.6	6	0	6.0	89-83	30.4	.427	.421	.824	2.6	3.0	59	1	9.5
SISCHO, Andrew	9-9	35.8	.651	.429	.680	14.6	1.9	6	15	24.2	67-53	27.8	.587	.313	.694	10.1	1.1	41	68	18.9
SLACK, Keith	8-1	15.2	.405	.367	1.000	1.4	1.3	2	0	5.9	8-1	15.2	.405	.367	1.000	1.4	1.3	2	0	5.9
WALLACE, Joey	9-9	30.7	.410	.235	.871	5.6	2.6	11	1	11.4	9-9	30.7	.410	.235	.871	5.6	2.6	11	1	11.4
WILLIAMS, Donte'	9-0	7.3	.632	.455	.000	1.0	0.4	1	0	3.2	9-0	7.3	.632	.455	.000	1.0	0.4	1	0	3.2

Scoring

Player	Season Statistics								Career Statistics							
	FG-FGA	FG%	3FG-3FGA	3FG%	FT-FTA	FT%	PTS	PTS/G	FG-FGA	FG%	3FG-3FGA	3FG%	FT-FTA	FT%	PTS	PTS/G
BASDEN, Ziv	2-3	.667	0-0	.000	0-0	.000	4	1.3	16-21	.762	0-1	.000	6-11	.545	38	2.0
BRADLEY, Ryan	9-18	.500	0-3	.000	3-3	1.000	21	4.2	9-18	.500	0-3	.000	3-3	1.000	21	3.5
DUAH, Jeffrey	0-0	.000	0-0	.000	0-0	.000	0	0.0	1-9	.111	0-2	.000	1-3	.333	3	0.1
HARRIS, Breon	29-78	.372	15-38	.395	12-19	.632	85	12.1	258-611	.422	99-282	.351	122-176	.693	737	9.6
HARRIS, Kyle	24-43	.558	11-25	.440	6-6	1.000	65	7.2	24-43	.558	11-25	.440	6-6	1.000	65	7.2
HINES, Da'Shawn	0-0	.000	0-0	.000	0-0	.000	0	0.0	2-4	.500	0-1	.000	1-1	1.000	5	0.4
HOLT, Tajmin	2-14	.143	1-8	.125	0-0	.000	5	0.6	2-14	.143	1-8	.125	0-0	.000	5	0.4
LUKE, Chris	0-0	.000	0-0	.000	0-0	.000	0	0.0	0-0	.000	0-0	.000	0-0	.000	0	0.0
REDBAND, Jeff	33-72	.458	27-58	.466	14-16	.875	107	11.9	379-845	.449	243-557	.436	119-139	.856	1120	11.5
SALZBERG, Ryan	1-1	1.000	0-0	.000	0-0	.000	2	0.5	1-1	1.000	0-0	.000	0-0	.000	2	0.5
SARKIS, Jay	14-46	.304	7-26	.269	7-12	.583	42	6.0	268-627	.427	154-366	.421	159-193	.824	849	9.5
SISCHO, Andrew	82-126	.651	3-7	.429	51-75	.680	218	24.2	506-862	.587	10-32	.313	243-350	.694	1265	18.9
SLACK, Keith	17-42	.405	11-30	.367	2-2	1.000	47	5.9	17-42	.405	11-30	.367	2-2	1.000	47	5.9
WALLACE, Joey	34-83	.410	8-34	.235	27-31	.871	103	11.4	34-83	.410	8-34	.235	27-31	.871	103	11.4
WILLIAMS, Donte'	12-19	.632	5-11	.455	0-0	.000	29	3.2	12-19	.632	5-11	.455	0-0	.000	29	3.2

Totals

Player	Season Statistics									Career Statistics								
	O-REB	D-REB	TOTAL	PF	FO	A	TO	A/TO		O-REB	D-REB	TOTAL	PF	FO	A	TO	A/TO	
BASDEN, Ziv	1	0	1	0	0	0	0	0.0		11	14	25	7	0	1	5	0.2	
BRADLEY, Ryan	7	10	17	8	0	4	6	0.7		7	10	17	8	0	4	6	0.7	
DUAH, Jeffrey	0	0	0	0	0	0	1	0.0		2	2	4	2	0	5	4	1.3	
HARRIS, Breon	4	27	31	24	1	21	22	1.0		41	221	262	153	5	183	173	1.1	
HARRIS, Kyle	7	14	21	22	1	13	14	0.9		7	14	21	22	1	13	14	0.9	
HINES, Da'Shawn	0	0	0	0	0	0	0	0.0		0	1	1	1	0	1	1	1.0	
HOLT, Tajmin	3	1	4	4	0	3	1	3.0		3	1	4	4	0	3	1	3.0	
LUKE, Chris	0	2	2	5	0	0	1	0.0		0	2	2	5	0	0	1	0.0	
REDBAND, Jeff	7	30	37	17	0	14	15	0.9		119	332	451	191	4	155	130	1.2	
SALZBERG, Ryan	0	0	0	1	0	0	0	0.0		0	0	0	1	0	0	0	0.0	
SARKIS, Jay	0	8	8	6	0	18	15	1.2		26	207	233	134	3	263	189	1.4	
SISCHO, Andrew	53	78	131	28	0	17	38	0.4		248	426	674	171	0	75	161	0.5	
SLACK, Keith	2	9	11	6	0	10	6	1.7		2	9	11	6	0	10	6	1.7	
WALLACE, Joey	15	35	50	23	0	23	25	0.9		15	35	50	23	0	23	25	0.9	
WILLIAMS, Donte'	2	7	9	7	0	4	4	1.0		2	7	9	7	0	4	4	1.0	



2019-20 Daemen Men's Basketball
Season Box Score
Specific games

Page 1/1
as of Dec 02, 2019

Game Records

Record	Overall	Home	Away	Neutral
ALL GAMES	8-1	6-0	1-0	1-1
CONFERENCE	0-0	0-0	0-0	0-0
NON-CONFERENCE	8-1	6-0	1-0	1-1

Team Box Score

No.	Player				Total		3-Point		F-Throw		Rebounds											
		GP-GS	MIN	AVG	FG-FGA	FG%	3FG-FGA	3FG%	FT-FTA	FT%	OFF	DEF	TOT	AVG	PF	DQ	A	TO	BLK	STL	PTS	AVG
22	SISCHO, Andrew	9-9	321:50	35.8	82-126	.651	3-7	.429	51-75	.680	53	78	131	14.6	28	0	17	38	15	6	218	24.2
2	HARRIS, Breon	7-7	188:07	26.9	29-78	.372	15-38	.395	12-19	.632	4	27	31	4.4	24	1	21	22	0	13	85	12.1
44	REDBAND, Jeff	9-9	276:25	30.7	33-72	.458	27-58	.466	14-16	.875	7	30	37	4.1	17	0	14	15	9	10	107	11.9
23	WALLACE, Joey	9-9	276:45	30.7	34-83	.410	8-34	.235	27-31	.871	15	35	50	5.6	23	0	23	25	1	11	103	11.4
12	HARRIS, Kyle	9-3	186:59	20.8	24-43	.558	11-25	.440	6-6	1.000	7	14	21	2.3	22	1	13	14	2	1	65	7.2
5	SARKIS, Jay	7-7	228:02	32.6	14-46	.304	7-26	.269	7-12	.583	0	8	8	1.1	6	0	18	15	0	6	42	6.0
15	SLACK, Keith	8-1	121:56	15.2	17-42	.405	11-30	.367	2-2	1.000	2	9	11	1.4	6	0	10	6	0	2	47	5.9
25	BRADLEY, Ryan	5-0	65:21	13.1	9-18	.500	0-3	.000	3-3	1.000	7	10	17	3.4	8	0	4	6	4	2	21	4.2
10	WILLIAMS, Donte'	9-0	65:22	7.3	12-19	.632	5-11	.455	0-0	.000	2	7	9	1.0	7	0	4	4	0	1	29	3.2
24	BASDEN, Ziv	3-0	06:03	2.0	2-3	.667	0-0	.000	0-0	.000	1	0	1	0.3	0	0	0	0	0	0	4	1.3
3	HOLT, Tajmin	9-0	46:44	5.2	2-14	.143	1-8	.125	0-0	.000	3	1	4	0.4	4	0	3	1	1	1	5	0.6
20	SALZBERG, Ryan	4-0	07:01	1.8	1-1	1.000	0-0	.000	0-0	.000	0	0	0	0.0	1	0	0	0	0	2	2	0.5
34	LUKE, Chris	7-0	07:05	1.0	0-0	.000	0-0	.000	0-0	.000	0	2	2	0.3	5	0	0	1	0	1	0	0.0
4	DUAH, Jeffrey	1-0	00:32	0.5	0-0	.000	0-0	.000	0-0	.000	0	0	0	0.0	0	0	0	1	0	0	0	0.0
14	HINES, Da'Shawn	2-0	01:50	0.9	0-0	.000	0-0	.000	0-0	.000	0	0	0	0.0	0	0	0	0	0	0	0	0.0
Team											9	19	28					1				
Total		9	1800		259-545	.475	88-240	.367	122-164	.744	110	240	350	38.9	151	2	127	149	32	56	728	80.9
Opponents		9	1800		239-555	.431	86-240	.358	104-136	.765	86	200	286	31.8	171	-	106	135	22	77	668	74.2

Score by Periods

Team	1st	2nd	OT	TOT
Daemen	339	389	0	728
Opponents	348	320	0	668



2019-20 Daemen Men's Basketball
Overall Team Statistics
Specific games

Page 1/1
as of Dec 02, 2019

Team Statistics

	DAEMEN	OPP
Scoring	728	668
Points per game	80.9	74.2
Scoring margin	+6.7	-
Field goals-att	259-545	239-555
Field goal pct	.475	.431
3 point fg-att	88-240	86-240
3-point FG pct	.367	.358
3-pt FG made per game	9.8	9.6
Free throws-att	122-164	104-136
Free throw pct	.744	.765
F-Throws made per game	13.6	11.6
Rebounds	350	286
Rebounds per game	38.9	31.8
Rebounding margin	+7.1	-
Assists	127	106
Assists per game	14.1	11.8
Turnovers	149	135
Turnovers per game	16.6	15.0
Turnover margin	-1.6	-
Assist/turnover ratio	0.9	0.8
Steals	56	77
Steals per game	6.2	8.6
Blocks	32	22
Blocks per game	3.6	2.4
Winning streak	8	-
Home win streak	6	-
Attendance	0	110
Home games-Avg/Game	6-0	1-110
Neutral site-Avg/Game	-	2-1145

Score by Periods

Team	1st	2nd	OT	TOT
Daemen	339	389	0	728
Opponents	348	320	0	668



**2019-20 Daemen Men's Basketball
Season Schedule/Results & Leaders
Specific games**

Page 1/1
as of Dec 02, 2019

Game Records

Record	Overall	Home	Away	Neutral
ALL GAMES	8-1	6-0	1-0	1-1
CONFERENCE	0-0	0-0	0-0	0-0
NON-CONFERENCE	8-1	6-0	1-0	1-1

Team Results

Date	Opponent		Score	Att.	High Points	High Rebounds
11/01/2019	vs Northwest Mo. St.	L	65-85	685	(24) SISCHO, Andrew	(15) SISCHO, Andrew
11/02/2019	vs Missouri Western	W	68-64	1604	(15) REDBAND, Jeff	(12) SISCHO, Andrew
11/08/2019	Felician	W	95-80	0	(31) SISCHO, Andrew	(19) SISCHO, Andrew
11/09/2019	Nyack	W	80-74	0	(34) SISCHO, Andrew	(17) SISCHO, Andrew
11/14/2019	Mercyhurst	W	67-65	0	(22) SISCHO, Andrew	(11) SISCHO, Andrew
11/16/2019	West Liberty	W	98-83	0	(29) SISCHO, Andrew	(18) SISCHO, Andrew
11/19/2019	Le Moyne	W	89-79	0	(27) SISCHO, Andrew	(11) SISCHO, Andrew
11/23/2019	Wilmington (DE)	W	83-81	0	(24) SISCHO, Andrew	(8) SISCHO, Andrew
						(8) WALLACE, Joey
11/30/2019	at USciences	W	83-57	110	(25) REDBAND, Jeff	(20) SISCHO, Andrew

Attendance Summary

	Games	Attend	Avg/Game
Home	6	0	0
Away	1	110	110
Neutral	2	2289	1145
Total	9	2399	267



2019-20 Daemen Men's Basketball Combined Team Statistics Specific games

Page 1/1
as of Dec 02, 2019

Game Records

Record	Overall	Home	Away	Neutral
ALL GAMES	8-1	6-0	1-0	1-1
CONFERENCE	0-0	0-0	0-0	0-0
NON-CONFERENCE	8-1	6-0	1-0	1-1

Score by Periods

Team	1st	2nd	OT	TOT
Daemen	339	389	0	728
Opponents	348	320	0	668

Team Box Score

No.	Player				Total		3-Point		F-Throw		Rebounds											
		GP-GS	MIN	AVG	FG-FGA	FG%	3FG-FGA	3FG%	FT-FTA	FT%	OFF	DEF	TOT	AVG	PF	DQ	A	TO	BLK	STL	PTS	AVG
22	SISCHO, Andrew	9-9	321:50	35.8	82-126	.651	3-7	.429	51-75	.680	53	78	131	14.6	28	0	17	38	15	6	218	24.2
2	HARRIS, Breon	7-7	188:07	26.9	29-78	.372	15-38	.395	12-19	.632	4	27	31	4.4	24	1	21	22	0	13	85	12.1
44	REDBAND, Jeff	9-9	276:25	30.7	33-72	.458	27-58	.466	14-16	.875	7	30	37	4.1	17	0	14	15	9	10	107	11.9
23	WALLACE, Joey	9-9	276:45	30.7	34-83	.410	8-34	.235	27-31	.871	15	35	50	5.6	23	0	23	25	1	11	103	11.4
12	HARRIS, Kyle	9-3	186:59	20.8	24-43	.558	11-25	.440	6-6	1.000	7	14	21	2.3	22	1	13	14	2	1	65	7.2
5	SARKIS, Jay	7-7	228:02	32.6	14-46	.304	7-26	.269	7-12	.583	0	8	8	1.1	6	0	18	15	0	6	42	6.0
15	SLACK, Keith	8-1	121:56	15.2	17-42	.405	11-30	.367	2-2	1.000	2	9	11	1.4	6	0	10	6	0	2	47	5.9
25	BRADLEY, Ryan	5-0	65:21	13.1	9-18	.500	0-3	.000	3-3	1.000	7	10	17	3.4	8	0	4	6	4	2	21	4.2
10	WILLIAMS, Donte'	9-0	65:22	7.3	12-19	.632	5-11	.455	0-0	.000	2	7	9	1.0	7	0	4	4	0	1	29	3.2
24	BASDEN, Ziv	3-0	06:03	2.0	2-3	.667	0-0	.000	0-0	.000	1	0	1	0.3	0	0	0	0	0	0	4	1.3
3	HOLT, Tajmin	9-0	46:44	5.2	2-14	.143	1-8	.125	0-0	.000	3	1	4	0.4	4	0	3	1	1	1	5	0.6
20	SALZBERG, Ryan	4-0	07:01	1.8	1-1	1.000	0-0	.000	0-0	.000	0	0	0	0.0	1	0	0	0	0	2	2	0.5
34	LUKE, Chris	7-0	07:05	1.0	0-0	.000	0-0	.000	0-0	.000	0	2	2	0.3	5	0	0	1	0	1	0	0.0
4	DUAH, Jeffrey	1-0	00:32	0.5	0-0	.000	0-0	.000	0-0	.000	0	0	0	0.0	0	0	0	1	0	0	0	0.0
14	HINES, Da'Shawn	2-0	01:50	0.9	0-0	.000	0-0	.000	0-0	.000	0	0	0	0.0	0	0	0	0	0	0	0	0.0
Team											9	19	28					1				
Total		9	1800		259-545	.475	88-240	.367	122-164	.744	110	240	350	38.9	151	2	127	149	32	56	728	80.9
Opponents		9	1800		239-555	.431	86-240	.358	104-136	.765	86	200	286	31.8	171	-	106	135	22	77	668	74.2

Team Statistics

	DAEMEN	OPP
Scoring	728	668
Points per game	80.9	74.2
Scoring margin	+6.7	-
Field goals-att	259-545	239-555
Field goal pct	.475	.431
3 point fg-att	88-240	86-240
3-point FG pct	.367	.358
3-pt FG made per game	9.8	9.6
Free throws-att	122-164	104-136
Free throw pct	.744	.765
F-Throws made per game	13.6	11.6
Rebounds	350	286
Rebounds per game	38.9	31.8
Rebounding margin	+7.1	-
Assists	127	106
Assists per game	14.1	11.8
Turnovers	149	135
Turnovers per game	16.6	15.0
Turnover margin	-1.6	-
Assist/turnover ratio	0.9	0.8
Steals	56	77
Steals per game	6.2	8.6
Blocks	32	22
Blocks per game	3.6	2.4
Winning streak	8	-
Home win streak	6	-
Attendance	0	110
Home games-Avg/Game	6-0	1-110
Neutral site-Avg/Game	-	2-1145

Team Results

Date	Opponent		Score	Att.
11/01/2019	vs Northwest Mo. St.	L	65-85	685
11/02/2019	vs Missouri Western	W	68-64	1604
11/08/2019	Felician	W	95-80	0
11/09/2019	Nyack	W	80-74	0
11/14/2019	Mercyhurst	W	67-65	0
11/16/2019	West Liberty	W	98-83	0
11/19/2019	Le Moyne	W	89-79	0
11/23/2019	Wilmington (DE)	W	83-81	0
11/30/2019	at USciences	W	83-57	110



**2019-20 Daemen Men's Basketball
Individual Game-by-Game
Specific games**

Page 1/15
as of Dec 02, 2019

#2 HARRIS, Breon

Opponent	Date	GS	MIN	Total		3-Pointers		Free throws		Rebounds				PF	A	T/O	BLK	STL	PTS	AVG
				FG-FGA	PCT	3FG-3FGA	PCT	FT-FTA	PCT	OFF	DEF	TOT	AVG							
vs Northwest Mo. St.	11/01/2019	*	12	0-3	.000	0-3	.000	0-0	.000	0	1	1	1.0	5	0	3	0	0	0	0.0
Felician	11/08/2019	*	34	7-16	.438	2-6	.333	2-4	.500	2	5	7	4.0	3	6	4	0	3	18	9.0
Nyack	11/09/2019	*	32	4-11	.364	2-5	.400	1-2	.500	2	9	11	6.3	4	7	3	0	1	11	9.7
Mercyhurst	11/14/2019	*	21	1-6	.167	0-3	.000	2-2	1.000	0	1	1	5.0	4	1	4	0	0	4	8.3
West Liberty	11/16/2019	*	29	5-11	.455	3-6	.500	4-7	.571	0	3	3	4.6	3	2	6	0	4	17	10.0
Le Moyne	11/19/2019	*	31	5-14	.357	4-7	.571	0-0	.000	0	4	4	4.5	3	2	1	0	2	14	10.7
Wilmington (DE)	11/23/2019	*	29	7-17	.412	4-8	.500	3-4	.750	0	4	4	4.4	2	3	1	0	3	21	12.1
Totals		7	188	29-78	.372	15-38	.395	12-19	.632	4	27	31	4.4	24	21	22	0	13	85	12.1

Player Averages

Games Played	Minutes/ game	Points/ game	FG Pct	3FG Pct	FT Pct	Rebounds/ game	Assists/ game	Turnovers/ game	Assist/Turnover ratio	Steals/ game	Blocks/ game
7	26.9	12.1	37.2	37.2	63.2	4.4	3.0	3.1	1.0	1.9	0.0



2019-20 Daemen Men's Basketball
Individual Game-by-Game
Specific games

Page 2/15
as of Dec 02, 2019

#3 HOLT, Tajmin

Opponent	Date	GS	MIN	Total		3-Pointers		Free throws		Rebounds				PF	A	T/O	BLK	STL	PTS	AVG
				FG-FGA	PCT	3FG-3FGA	PCT	FT-FTA	PCT	OFF	DEF	TOT	AVG							
vs Northwest Mo. St.	11/01/2019		3	0-1	.000	0-1	.000	0-0	.000	0	0	0	0.0	0	0	0	0	0	0	0.0
vs Missouri Western	11/02/2019		4	0-0	.000	0-0	.000	0-0	.000	1	1	2	1.0	2	0	1	0	0	0	0.0
Felician	11/08/2019		1	0-0	.000	0-0	.000	0-0	.000	0	0	0	0.7	0	0	0	0	0	0	0.0
Nyack	11/09/2019		10	1-2	.500	1-2	.500	0-0	.000	0	0	0	0.5	2	0	0	1	0	3	0.8
Mercyhurst	11/14/2019		2	0-0	.000	0-0	.000	0-0	.000	0	0	0	0.4	0	0	0	0	0	0	0.6
West Liberty	11/16/2019		7	0-4	.000	0-2	.000	0-0	.000	1	0	1	0.5	0	2	0	0	1	0	0.5
Le Moyne	11/19/2019		7	1-3	.333	0-2	.000	0-0	.000	0	0	0	0.4	0	0	0	0	0	2	0.7
Wilmington (DE)	11/23/2019		4	0-2	.000	0-0	.000	0-0	.000	1	0	1	0.5	0	0	0	0	0	0	0.6
at USciences	11/30/2019		9	0-2	.000	0-1	.000	0-0	.000	0	0	0	0.4	0	1	0	0	0	0	0.6
Totals		0	47	2-14	.143	1-8	.125	0-0	.000	3	1	4	0.4	4	3	1	1	1	5	0.6

Player Averages

Games Played	Minutes/game	Points/game	FG Pct	3FG Pct	FT Pct	Rebounds/game	Assists/game	Turnovers/game	Assist/Turnover ratio	Steals/game	Blocks/game
9	5.2	0.6	14.3	14.3	0.0	0.4	0.3	0.1	3.0	0.1	0.1



2019-20 Daemen Men's Basketball
Individual Game-by-Game
Specific games

Page 3/15
as of Dec 02, 2019

#4 DUAH, Jeffrey

Opponent	Date	GS MIN		Total		3-Pointers		Free throws		Rebounds							
				FG-FGA	PCT	3FG-3FGA	PCT	FT-FTA	PCT	OFF	DEF	TOT	AVG	PF	A	T/O	BLK
West Liberty	11/16/2019		1	0-0	.000	0-0	.000	0-0	.000	0	0	0	0.0	0	0	1	0
Totals		0	1	0-0	.000	0-0	.000	0-0	.000	0	0	0	0.0	0	0	1	0

Player Averages

Games Played	Minutes/ game	Points/ game	FG Pct	3FG Pct	FT Pct	Rebounds/ game	Assists/ game	Turnovers/ game	Assist/Turnover ratio	Steals/ game	Blocks/ game
1	0.5	0.0	0.0	0.0	0.0	0.0	0.0	1.0	0.0	0.0	0.0



2019-20 Daemen Men's Basketball
Individual Game-by-Game
Specific games

Page 4/15
as of Dec 02, 2019

#5 SARKIS, Jay

Opponent	Date	GS	MIN	Total		3-Pointers		Free throws		Rebounds											
				FG-FGA	PCT	3FG-3FGA	PCT	FT-FTA	PCT	OFF	DEF	TOT	AVG	PF	A	T/O	BLK	STL	PTS	AVG	
vs Northwest Mo. St.	11/01/2019	*	35	1-5	.200	0-3	.000	0-0	.000	0	0	0	0.0	0	2	2	0	0	2	2.0	
vs Missouri Western	11/02/2019	*	37	2-8	.250	1-4	.250	2-2	1.000	0	1	1	0.5	0	1	4	0	0	7	4.5	
Felician	11/08/2019	*	32	5-9	.556	1-3	.333	0-0	.000	0	2	2	1.0	1	3	1	0	1	11	6.7	
Nyack	11/09/2019	*	31	2-11	.182	2-7	.286	0-0	.000	0	2	2	1.3	1	2	2	0	0	6	6.5	
Mercyhurst	11/14/2019	*	33	2-2	1.000	2-2	1.000	4-6	.667	0	0	0	1.0	0	1	3	0	2	10	7.2	
Wilmington (DE)	11/23/2019	*	26	0-4	.000	0-3	.000	0-0	.000	0	2	2	1.2	2	4	1	0	1	0	6.0	
at USciences	11/30/2019	*	35	2-7	.286	1-4	.250	1-4	.250	0	1	1	1.1	2	5	2	0	2	6	6.0	
Totals		7	228	14-46	.304	7-26	.269	7-12	.583	0	8	8	1.1	6	18	15	0	6	42	6.0	

Player Averages

Games Played	Minutes/ game	Points/ game	FG Pct	3FG Pct	FT Pct	Rebounds/ game	Assists/ game	Turnovers/ game	Assist/Turnover ratio	Steals/ game	Blocks/ game
7	32.6	6.0	30.4	30.4	58.3	1.1	2.6	2.1	1.2	0.9	0.0



2019-20 Daemen Men's Basketball
Individual Game-by-Game
Specific games

Page 5/15
as of Dec 02, 2019

#10 WILLIAMS, Donte'

Opponent	Date	GS	MIN	Total		3-Pointers		Free throws		Rebounds				PF	A	T/O	BLK	STL	PTS	AVG
				FG-FGA	PCT	3FG-3FGA	PCT	FT-FTA	PCT	OFF	DEF	TOT	AVG							
vs Northwest Mo. St.	11/01/2019		15	3-4	.750	2-3	.667	0-0	.000	0	0	0	0.0	2	2	2	0	0	8	8.0
vs Missouri Western	11/02/2019		11	2-3	.667	1-2	.500	0-0	.000	2	1	3	1.5	0	0	1	0	0	5	6.5
Felician	11/08/2019		15	2-4	.500	0-2	.000	0-0	.000	0	4	4	2.3	1	2	1	0	0	4	5.7
Nyack	11/09/2019		5	0-1	.000	0-1	.000	0-0	.000	0	0	0	1.8	0	0	0	0	0	0	4.3
Mercyhurst	11/14/2019		1	0-0	.000	0-0	.000	0-0	.000	0	0	0	1.4	0	0	0	0	0	0	3.4
West Liberty	11/16/2019		3	2-2	1.000	0-0	.000	0-0	.000	0	0	0	1.2	1	0	0	0	0	4	3.5
Le Moyne	11/19/2019		7	1-1	1.000	0-0	.000	0-0	.000	0	1	1	1.1	0	0	0	0	0	2	3.3
Wilmington (DE)	11/23/2019		3	0-0	.000	0-0	.000	0-0	.000	0	1	1	1.1	1	0	0	0	1	0	2.9
at USciences	11/30/2019		7	2-4	.500	2-3	.667	0-0	.000	0	0	0	1.0	2	0	0	0	0	6	3.2
Totals		0	65	12-19	.632	5-11	.455	0-0	.000	2	7	9	1.0	7	4	4	0	1	29	3.2

Player Averages

Games Played	Minutes/game	Points/game	FG Pct	3FG Pct	FT Pct	Rebounds/game	Assists/game	Turnovers/game	Assist/Turnover ratio	Steals/game	Blocks/game
9	7.3	3.2	63.2	63.2	0.0	1.0	0.4	0.4	1.0	0.1	0.0



**2019-20 Daemen Men's Basketball
Individual Game-by-Game
Specific games**

Page 6/15
as of Dec 02, 2019

#12 HARRIS, Kyle

Opponent	Date	GS	MIN	Total		3-Pointers		Free throws		Rebounds				PF	A	T/O	BLK	STL	PTS	AVG
				FG-FGA	PCT	3FG-3FGA	PCT	FT-FTA	PCT	OFF	DEF	TOT	AVG							
vs Northwest Mo. St.	11/01/2019		22	1-4	.250	1-4	.250	2-2	1.000	0	2	2	2.0	4	2	0	0	1	5	5.0
vs Missouri Western	11/02/2019		19	5-9	.556	1-4	.250	0-0	.000	1	1	2	2.0	5	0	2	0	0	11	8.0
Felician	11/08/2019		16	4-4	1.000	2-2	1.000	0-0	.000	0	2	2	2.0	1	0	2	0	0	10	8.7
Nyack	11/09/2019		8	0-1	.000	0-0	.000	0-0	.000	0	0	0	1.5	0	1	2	0	0	0	6.5
Mercyhurst	11/14/2019		24	5-5	1.000	1-1	1.000	0-0	.000	1	2	3	1.8	2	1	2	0	0	11	7.4
West Liberty	11/16/2019	*	30	3-6	.500	3-5	.600	2-2	1.000	0	4	4	2.2	2	0	5	0	0	11	8.0
Le Moyne	11/19/2019	*	30	3-5	.600	1-3	.333	0-0	.000	2	1	3	2.3	2	4	1	1	0	7	7.9
Wilmington (DE)	11/23/2019		20	1-3	.333	1-2	.500	0-0	.000	2	2	4	2.5	2	3	0	0	0	3	7.3
at USciences	11/30/2019	*	19	2-6	.333	1-4	.250	2-2	1.000	1	0	1	2.3	4	2	0	1	0	7	7.2
Totals		3	187	24-43	.558	11-25	.440	6-6	1.000	7	14	21	2.3	22	13	14	2	1	65	7.2

Player Averages

Games Played	Minutes/game	Points/game	FG Pct	3FG Pct	FT Pct	Rebounds/game	Assists/game	Turnovers/game	Assist/Turnover ratio	Steals/game	Blocks/game
9	20.8	7.2	55.8	55.8	100.0	2.3	1.4	1.6	0.9	0.1	0.2



2019-20 Daemen Men's Basketball
Individual Game-by-Game
Specific games

Page 7/15
as of Dec 02, 2019

#14 HINES, Da'shawn

Opponent	Date	GS MIN		Total		3-Pointers		Free throws		Rebounds							
				FG-FGA	PCT	3FG-3FGA	PCT	FT-FTA	PCT	OFF	DEF	TOT	AVG	PF	A	T/O	BLK
West Liberty	11/16/2019		1	0-0	.000	0-0	.000	0-0	.000	0	0	0	0.0	0	0	0	0
at USciences	11/30/2019		1	0-0	.000	0-0	.000	0-0	.000	0	0	0	0.0	0	0	0	0
Totals		0	2	0-0	.000	0-0	.000	0-0	.000	0	0	0	0.0	0	0	0	0

Player Averages

Games Played	Minutes/game	Points/game	FG Pct	3FG Pct	FT Pct	Rebounds/game	Assists/game	Turnovers/game	Assist/Turnover ratio	Steals/game	Blocks/game
2	0.9	0.0	0.0	0.0	0.0	0.0	0.0	0.0	0.0	0.0	0.0



**2019-20 Daemen Men's Basketball
Individual Game-by-Game
Specific games**

Page 8/15
as of Dec 02, 2019

#15 SLACK, Keith

Opponent	Date	GS	MIN	Total		3-Pointers		Free throws		Rebounds				Other Stats							
				FG-FGA	PCT	3FG-3FGA	PCT	FT-FTA	PCT	OFF	DEF	TOT	AVG	PF	A	T/O	BLK	STL	PTS	AVG	
vs Northwest Mo. St.	11/01/2019		14	1-2	.500	1-2	.500	0-0	.000	0	1	1	1.0	0	0	0	0	0	3	3.0	
vs Missouri Western	11/02/2019	*	23	4-9	.444	3-7	.429	0-0	.000	0	2	2	1.5	3	0	1	0	0	11	7.0	
Felician	11/08/2019		12	2-3	.667	1-2	.500	0-0	.000	0	0	0	1.0	1	0	0	0	0	5	6.3	
Nyack	11/09/2019		11	1-3	.333	0-2	.000	0-0	.000	0	2	2	1.3	1	2	1	0	0	2	5.3	
West Liberty	11/16/2019		20	2-6	.333	2-5	.400	0-0	.000	0	2	2	1.4	1	3	3	0	1	6	5.4	
Le Moyne	11/19/2019		16	2-8	.250	1-6	.167	2-2	1.000	1	1	2	1.5	0	2	0	0	0	7	5.7	
Wilmington (DE)	11/23/2019		9	1-3	.333	1-2	.500	0-0	.000	1	0	1	1.4	0	1	0	0	1	3	5.3	
at USciences	11/30/2019		16	4-8	.500	2-4	.500	0-0	.000	0	1	1	1.4	0	2	1	0	0	10	5.9	
Totals		1	122	17-42	.405	11-30	.367	2-2	1.000	2	9	11	1.4	6	10	6	0	2	47	5.9	

Player Averages

Games Played	Minutes/game	Points/game	FG Pct	3FG Pct	FT Pct	Rebounds/game	Assists/game	Turnovers/game	Assist/Turnover ratio	Steals/game	Blocks/game
8	15.2	5.9	40.5	40.5	100.0	1.4	1.3	0.8	1.7	0.3	0.0



2019-20 Daemen Men's Basketball
Individual Game-by-Game
Specific games

Page 9/15
as of Dec 02, 2019

#20 SALZBERG, Ryan

Opponent	Date	GS		Total		3-Pointers		Free throws		Rebounds								PTS	AVG
		MIN		FG-FGA	PCT	3FG-3FGA	PCT	FT-FTA	PCT	OFF	DEF	TOT	AVG	PF	A	T/O	BLK	STL	
Mercyhurst	11/14/2019		0	0-0	.000	0-0	.000	0-0	.000	0	0	0	0.0	0	0	0	0	0	0.0
West Liberty	11/16/2019		1	0-0	.000	0-0	.000	0-0	.000	0	0	0	0.0	0	0	0	0	0	0.0
Le Moyne	11/19/2019		3	1-1	1.000	0-0	.000	0-0	.000	0	0	0	0.0	0	0	0	0	2	0.7
at USciences	11/30/2019		3	0-0	.000	0-0	.000	0-0	.000	0	0	0	0.0	1	0	0	0	0	0.5
Totals		0	7	1-1	1.000	0-0	.000	0-0	.000	0	0	0	0.0	1	0	0	0	2	0.5

Player Averages

Games Played	Minutes/ game	Points/ game	FG Pct	3FG Pct	FT Pct	Rebounds/ game	Assists/ game	Turnovers/ game	Assist/Turnover ratio	Steals/ game	Blocks/ game
4	1.8	0.5	100.0	100.0	0.0	0.0	0.0	0.0	0.0	0.5	0.0



2019-20 Daemen Men's Basketball
Individual Game-by-Game
Specific games

Page 10/15
as of Dec 02, 2019

#22 SISCHO, Andrew

Opponent	Date	GS	MIN	Total		3-Pointers		Free throws		Rebounds				PF	A	T/O	BLK	STL	PTS	AVG
				FG-FGA	PCT	3FG-3FGA	PCT	FT-FTA	PCT	OFF	DEF	TOT	AVG							
vs Northwest Mo. St.	11/01/2019	*	38	8-14	.571	0-1	.000	8-13	.615	8	7	15	15.0	3	5	4	1	0	24	24.0
vs Missouri Western	11/02/2019	*	34	4-9	.444	0-0	.000	3-4	.750	1	11	12	13.5	4	3	8	1	1	11	17.5
Felician	11/08/2019	*	36	12-17	.706	1-1	1.000	6-11	.545	3	16	19	15.3	4	4	6	5	1	31	22.0
Nyack	11/09/2019	*	39	12-16	.750	0-1	.000	10-11	.909	6	11	17	15.8	3	0	2	4	0	34	25.0
Mercyhurst	11/14/2019	*	37	8-12	.667	0-0	.000	6-10	.600	7	4	11	14.8	4	1	3	0	0	22	24.4
West Liberty	11/16/2019	*	33	12-13	.923	1-1	1.000	4-6	.667	8	10	18	15.3	1	2	1	3	0	29	25.2
Le Moyne	11/19/2019	*	35	11-14	.786	1-2	.500	4-4	1.000	2	9	11	14.7	4	1	5	0	0	27	25.4
Wilmington (DE)	11/23/2019	*	35	9-16	.563	0-1	.000	6-11	.545	6	2	8	13.9	2	0	5	0	0	24	25.3
at USciences	11/30/2019	*	34	6-15	.400	0-0	.000	4-5	.800	12	8	20	14.6	3	1	4	1	4	16	24.2
Totals		9	322	82-126	.651	3-7	.429	51-75	.680	53	78	131	14.6	28	17	38	15	6	218	24.2

Player Averages

Games Played	Minutes/game	Points/game	FG Pct	3FG Pct	FT Pct	Rebounds/game	Assists/game	Turnovers/game	Assist/Turnover ratio	Steals/game	Blocks/game
9	35.8	24.2	65.1	65.1	68.0	14.6	1.9	4.2	0.4	0.7	1.7



2019-20 Daemen Men's Basketball
Individual Game-by-Game
Specific games

Page 11/15
as of Dec 02, 2019

#23 WALLACE, Joey

Opponent	Date	GS	MIN	Total		3-Pointers		Free throws		Rebounds				Points							
				FG-FGA	PCT	3FG-3FGA	PCT	FT-FTA	PCT	OFF	DEF	TOT	AVG	PP	A	T/O	BLK	STL	PTS	AVG	
vs Northwest Mo. St.	11/01/2019	*	31	5-9	.556	2-5	.400	5-6	.833	0	3	3	3.0	4	1	3	0	1	17	17.0	
vs Missouri Western	11/02/2019	*	34	2-4	.500	0-0	.000	4-4	1.000	3	3	6	4.5	3	3	5	0	1	8	12.5	
Felician	11/08/2019	*	29	3-8	.375	1-5	.200	2-2	1.000	0	6	6	5.0	0	1	2	0	0	9	11.3	
Nyack	11/09/2019	*	28	1-6	.167	0-1	.000	0-1	.000	2	3	5	5.0	2	1	2	0	0	2	9.0	
Mercyhurst	11/14/2019	*	37	6-16	.375	2-8	.250	4-5	.800	3	2	5	5.0	2	3	2	0	2	18	10.8	
West Liberty	11/16/2019	*	33	8-15	.533	1-5	.200	2-2	1.000	1	4	5	5.0	4	5	3	1	2	19	12.2	
Le Moyne	11/19/2019	*	31	3-7	.429	0-1	.000	0-0	.000	1	4	5	5.0	3	3	3	0	1	6	11.3	
Wilmington (DE)	11/23/2019	*	33	3-8	.375	1-4	.250	10-11	.909	2	6	8	5.4	3	2	4	0	1	17	12.0	
at USciences	11/30/2019	*	21	3-10	.300	1-5	.200	0-0	.000	3	4	7	5.6	2	4	1	0	3	7	11.4	
Totals			9	277	34-83	.410	8-34	.235	27-31	.871	15	35	50	5.6	23	23	25	1	11	103	11.4

Player Averages

Games Played	Minutes/ game	Points/ game	FG Pct	3FG Pct	FT Pct	Rebounds/ game	Assists/ game	Turnovers/ game	Assist/Turnover ratio	Steals/ game	Blocks/ game
9	30.7	11.4	41.0	41.0	87.1	5.6	2.6	2.8	0.9	1.2	0.1



2019-20 Daemen Men's Basketball
Individual Game-by-Game
Specific games

Page 12/15
as of Dec 02, 2019

#24 BASDEN, Ziv

Opponent	Date	GS	MIN	Total		3-Pointers		Free throws		Rebounds				PF	A	T/O	BLK	STL	PTS	AVG
				FG-FGA	PCT	3FG-3FGA	PCT	FT-FTA	PCT	OFF	DEF	TOT	AVG							
vs Northwest Mo. St.	11/01/2019		1	0-0	.000	0-0	.000	0-0	.000	0	0	0	0.0	0	0	0	0	0	0	0.0
West Liberty	11/16/2019		1	0-0	.000	0-0	.000	0-0	.000	0	0	0	0.0	0	0	0	0	0	0	0.0
at USciences	11/30/2019		4	2-3	.667	0-0	.000	0-0	.000	1	0	1	0.3	0	0	0	0	0	4	1.3
Totals			0	6	2-3	.667	0-0	.000	0-0	.000	1	0	1	0.3	0	0	0	0	4	1.3

Player Averages

Games Played	Minutes/ game	Points/ game	FG Pct	3FG Pct	FT Pct	Rebounds/ game	Assists/ game	Turnovers/ game	Assist/Turnover ratio	Steals/ game	Blocks/ game
3	2.0	1.3	66.7	66.7	0.0	0.3	0.0	0.0	0.0	0.0	0.0



2019-20 Daemen Men's Basketball
Individual Game-by-Game
Specific games

Page 13/15
as of Dec 02, 2019

#25 BRADLEY, Ryan

Opponent	Date	GS	MIN	Total		3-Pointers		Free throws		Rebounds				PF	A	T/O	BLK	STL	PTS	AVG
				FG-FGA	PCT	3FG-3FGA	PCT	FT-FTA	PCT	OFF	DEF	TOT	AVG							
Mercyhurst	11/14/2019		11	1-2	.500	0-0	.000	0-0	.000	1	1	2	2.0	2	0	1	0	0	2	2.0
West Liberty	11/16/2019		13	1-2	.500	0-0	.000	0-0	.000	0	2	2	2.0	3	1	1	2	0	2	2.0
Le Moyne	11/19/2019		18	3-5	.600	0-0	.000	3-3	1.000	3	2	5	3.0	2	2	1	0	1	9	4.3
Wilmington (DE)	11/23/2019		9	3-5	.600	0-1	.000	0-0	.000	1	2	3	3.0	1	1	3	1	1	6	4.8
at USciences	11/30/2019		15	1-4	.250	0-2	.000	0-0	.000	2	3	5	3.4	0	0	0	1	0	2	4.2
Totals		0	65	9-18	.500	0-3	.000	3-3	1.000	7	10	17	3.4	8	4	6	4	2	21	4.2

Player Averages

Games Played	Minutes/game	Points/game	FG Pct	3FG Pct	FT Pct	Rebounds/game	Assists/game	Turnovers/game	Assist/Turnover ratio	Steals/game	Blocks/game
5	13.1	4.2	50.0	50.0	100.0	3.4	0.8	1.2	0.7	0.4	0.8



**2019-20 Daemen Men's Basketball
Individual Game-by-Game
Specific games**

Page 14/15
as of Dec 02, 2019

#34 LUKE, Chris

Opponent	Date	GS	Total		3-Pointers		Free throws		Rebounds												
			FG-FGA	PCT	3FG-3FGA	PCT	FT-FTA	PCT	OFF	DEF	TOT	AVG	PF	A	T/O	BLK	STL	PTS	AVG		
vs Northwest Mo. St.	11/01/2019		1	0-0	.000	0-0	.000	0-0	.000	0	0	0	0.0	0	0	0	0	0	0	0.0	
vs Missouri Western	11/02/2019		1	0-0	.000	0-0	.000	0-0	.000	0	0	0	0.0	0	0	0	0	0	0	0.0	
Felician	11/08/2019		2	0-0	.000	0-0	.000	0-0	.000	0	1	1	0.3	0	0	0	0	0	0	0.0	
Nyack	11/09/2019		1	0-0	.000	0-0	.000	0-0	.000	0	1	1	0.5	2	0	0	0	0	0	0.0	
Mercyhurst	11/14/2019		0	0-0	.000	0-0	.000	0-0	.000	0	0	0	0.4	0	0	0	0	0	0	0.0	
West Liberty	11/16/2019		1	0-0	.000	0-0	.000	0-0	.000	0	0	0	0.3	1	0	1	0	0	0	0.0	
at USciences	11/30/2019		2	0-0	.000	0-0	.000	0-0	.000	0	0	0	0.3	2	0	0	0	1	0	0.0	
Totals			0	7	0-0	.000	0-0	.000	0-0	.000	0	2	2	0.3	5	0	1	0	1	0	0.0

Player Averages

Games Played	Minutes/game	Points/game	FG Pct	3FG Pct	FT Pct	Rebounds/game	Assists/game	Turnovers/game	Assist/Turnover ratio	Steals/game	Blocks/game
7	1.0	0.0	0.0	0.0	0.0	0.3	0.0	0.1	0.0	0.1	0.0



2019-20 Daemen Men's Basketball
Individual Game-by-Game
Specific games

Page 15/15
as of Dec 02, 2019

#44 REDBAND, Jeff

Opponent	Date	GS	MIN	Total		3-Pointers		Free throws		Rebounds				PF	A	T/O	BLK	STL	PTS	AVG
				FG-FGA	PCT	3FG-3FGA	PCT	FT-FTA	PCT	OFF	DEF	TOT	AVG							
vs Northwest Mo. St.	11/01/2019	*	29	2-3	.667	1-1	1.000	1-2	.500	0	1	1	1.0	0	0	2	0	1	6	6.0
vs Missouri Western	11/02/2019	*	36	4-8	.500	4-6	.667	3-4	.750	1	2	3	2.0	3	4	1	0	3	15	10.5
Felician	11/08/2019	*	24	2-3	.667	1-2	.500	2-2	1.000	1	1	2	2.0	4	2	2	1	1	7	9.3
Nyack	11/09/2019	*	35	6-10	.600	6-9	.667	4-4	1.000	1	2	3	2.3	2	2	4	2	1	22	12.5
Mercyhurst	11/14/2019	*	33	0-7	.000	0-7	.000	0-0	.000	0	3	3	2.4	1	0	2	0	1	0	10.0
West Liberty	11/16/2019	*	30	3-7	.429	2-5	.400	2-2	1.000	2	5	7	3.2	3	3	3	1	1	10	10.0
Le Moyne	11/19/2019	*	23	4-13	.308	3-10	.300	2-2	1.000	0	4	4	3.3	1	1	0	1	1	13	10.4
Wilmington (DE)	11/23/2019	*	33	3-6	.500	3-6	.500	0-0	.000	0	6	6	3.6	0	0	0	2	0	9	10.3
at USciences	11/30/2019	*	34	9-15	.600	7-12	.583	0-0	.000	2	6	8	4.1	3	2	1	2	1	25	11.9
Totals			9	276	.458	27-58	.466	14-16	.875	7	30	37	4.1	17	14	15	9	10	107	11.9

Player Averages

Games Played	Minutes/game	Points/game	FG Pct	3FG Pct	FT Pct	Rebounds/game	Assists/game	Turnovers/game	Assist/Turnover ratio	Steals/game	Blocks/game
9	30.7	11.9	45.8	45.8	87.5	4.1	1.6	1.7	0.9	1.1	1.0



2019-20 Daemen Men's Basketball
Team Game-by-Game
Specific games

Page 1/1
as of Dec 02, 2019

				Total		3-Pointers		Free throws		Rebounds											
Opponent	Date	Score		FG-FGA	PCT	3FG-FGA	PCT	FT-FTA	PCT	OFF	DEF	TOT	AVG	PF	A	TO	BLK	STL	PTS	AVG	
vs Northwest Mo. St.	11/01/2019	65-85	L	21-45	.467	7-23	.304	16-23	.696	8	18	26	26.0	18	12	16	1	3	65	65.0	
vs Missouri Western	11/02/2019	68-64	W	23-50	.460	10-23	.435	12-14	.857	10	23	33	29.5	20	11	23	1	5	68	66.5	
Felician	11/08/2019	95-80	W	37-64	.578	9-23	.391	12-19	.632	7	40	47	35.3	15	18	18	6	6	95	76.0	
Nyack	11/09/2019	80-74	W	27-61	.443	11-28	.393	15-18	.833	12	33	45	37.8	17	15	16	7	2	80	77.0	
Mercyhurst	11/14/2019	67-65	W	23-50	.460	5-21	.238	16-23	.696	13	16	29	36.0	15	7	17	0	5	67	75.0	
West Liberty	11/16/2019	98-83	W	36-66	.545	12-29	.414	14-19	.737	13	33	46	37.7	19	18	25	7	9	98	78.8	
Le Moyne	11/19/2019	89-79	W	34-71	.479	10-31	.323	11-11	1.000	12	26	38	37.7	15	15	11	2	7	89	80.3	
Wilmington (DE)	11/23/2019	83-81	W	27-64	.422	10-27	.370	19-26	.731	14	27	41	38.1	13	14	14	3	8	83	80.6	
at USciences	11/30/2019	83-57	W	31-74	.419	14-35	.400	7-11	.636	21	24	45	38.9	19	17	9	5	11	83	80.9	
Total		728		259-545	.475	88-240	.367	122-164	.744	110	240	350	38.9	151	127	149	32	56	728	80.9	
Opponents		668		239-555	.431	86-240	.358	104-136	.765	86	200	286	31.8	171	106	135	22	77	668	74.2	

Daemen Averages

Games Played	Points/game	FG Pct	3FG Pct	FT Pct	Rebounds/game	Assists/game	Turnovers/game	Assist/Turnover ratio	Steals/game	Blocks/game
9	80.9	47.5	36.7	74.4	38.9	14.1	16.6	0.9	6.2	3.6



**2019-20 Daemen Men's Basketball
Team High/Low Analysis
Specific games**

Page 1/4
as of Dec 02, 2019

Daemen - Game Highs

POINTS	98		West Liberty (11/16/2019)
	95		Felician (11/08/2019)
	89		Le Moyne (11/19/2019)
	83		at USciences (11/30/2019)
	83		Wilmington (DE) (11/23/2019)
FIELD GOALS MADE	37		Felician (11/08/2019)
	36		West Liberty (11/16/2019)
FIELD GOAL ATTEMPTS	74		at USciences (11/30/2019)
	71		Le Moyne (11/19/2019)
FIELD GOAL PERCENTAGE	.578	(37-64)	Felician (11/08/2019)
	.545	(36-66)	West Liberty (11/16/2019)
3 PT FG MADE	14		at USciences (11/30/2019)
	12		West Liberty (11/16/2019)
3 PT FG ATTEMPTS	35		at USciences (11/30/2019)
	31		Le Moyne (11/19/2019)
3 PT FG PERCENTAGE	.435	(10-23)	vs Missouri Western (N) (11/02/2019)
	.414	(12-29)	West Liberty (11/16/2019)
FREE THROWS MADE	19		Wilmington (DE) (11/23/2019)
	16		Mercyhurst (11/14/2019)
	16		vs Northwest Mo. St. (N) (11/01/2019)
FREE THROW ATTEMPTS	26		Wilmington (DE) (11/23/2019)
	23		Mercyhurst (11/14/2019)
	23		vs Northwest Mo. St. (N) (11/01/2019)
FREE THROW PERCENTAGE	1.000	(11-11)	Le Moyne (11/19/2019)
	.857	(12-14)	vs Missouri Western (N) (11/02/2019)
REBOUNDS	47		Felician (11/08/2019)
	46		West Liberty (11/16/2019)
ASSISTS	18		West Liberty (11/16/2019)
	18		Felician (11/08/2019)
STEALS	11		at USciences (11/30/2019)
	9		West Liberty (11/16/2019)
BLOCKED SHOTS	7		West Liberty (11/16/2019)
	7		Nyack (11/09/2019)
TURNOVERS	25		West Liberty (11/16/2019)
	23		vs Missouri Western (N) (11/02/2019)
FOULS	20		vs Missouri Western (N) (11/02/2019)
	19		at USciences (11/30/2019)
	19		West Liberty (11/16/2019)



2019-20 Daemen Men's Basketball
Team High/Low Analysis
Specific games

Page 2/4
as of Dec 02, 2019

Opponent - Game Highs

POINTS	85	vs Northwest Mo. St. (N) (11/01/2019)
	83	West Liberty (11/16/2019)
	81	Wilmington (DE) (11/23/2019)
	80	Felician (11/08/2019)
	79	Le Moyne (11/19/2019)
FIELD GOALS MADE	32	Wilmington (DE) (11/23/2019)
	31	West Liberty (11/16/2019)
FIELD GOAL ATTEMPTS	84	Felician (11/08/2019)
	76	West Liberty (11/16/2019)
FIELD GOAL PERCENTAGE	.566 (30-53)	vs Northwest Mo. St. (N) (11/01/2019)
	.511 (24-47)	Mercyhurst (11/14/2019)
3 PT FG MADE	16	Le Moyne (11/19/2019)
	15	Wilmington (DE) (11/23/2019)
3 PT FG ATTEMPTS	34	Felician (11/08/2019)
	33	Le Moyne (11/19/2019)
3 PT FG PERCENTAGE	.536 (15-28)	Wilmington (DE) (11/23/2019)
	.485 (16-33)	Le Moyne (11/19/2019)
FREE THROWS MADE	14	vs Missouri Western (N) (11/02/2019)
	14	vs Northwest Mo. St. (N) (11/01/2019)
FREE THROW ATTEMPTS	19	West Liberty (11/16/2019)
	18	vs Missouri Western (N) (11/02/2019)
FREE THROW PERCENTAGE	.933 (14-15)	vs Northwest Mo. St. (N) (11/01/2019)
	.929 (13-14)	Felician (11/08/2019)
REBOUNDS	40	Felician (11/08/2019)
	36	Wilmington (DE) (11/23/2019)
ASSISTS	16	Wilmington (DE) (11/23/2019)
	16	vs Northwest Mo. St. (N) (11/01/2019)
STEALS	13	West Liberty (11/16/2019)
	12	Nyack (11/09/2019)
BLOCKED SHOTS	4	Wilmington (DE) (11/23/2019)
	4	vs Missouri Western (N) (11/02/2019)
TURNOVERS	19	at USciences (11/30/2019)
	19	West Liberty (11/16/2019)
	19	Mercyhurst (11/14/2019)
	19	vs Missouri Western (N) (11/02/2019)
FOULS	23	West Liberty (11/16/2019)
	23	vs Missouri Western (N) (11/02/2019)



**2019-20 Daemen Men's Basketball
Team High/Low Analysis
Specific games**

Page 3/4
as of Dec 02, 2019

Daemen - Game Lows

POINTS	65		vs Northwest Mo. St. (N) (11/01/2019)
	67		Mercyhurst (11/14/2019)
	68		vs Missouri Western (N) (11/02/2019)
	80		Nyack (11/09/2019)
	83		at USciences (11/30/2019)
	83		Wilmington (DE) (11/23/2019)
FIELD GOALS MADE	21		vs Northwest Mo. St. (N) (11/01/2019)
	23		Mercyhurst (11/14/2019)
	23		vs Missouri Western (N) (11/02/2019)
FIELD GOAL ATTEMPTS	45		vs Northwest Mo. St. (N) (11/01/2019)
	50		Mercyhurst (11/14/2019)
	50		vs Missouri Western (N) (11/02/2019)
FIELD GOAL PERCENTAGE	.419	(31-74)	at USciences (11/30/2019)
	.422	(27-64)	Wilmington (DE) (11/23/2019)
3 PT FG MADE	5		Mercyhurst (11/14/2019)
	7		vs Northwest Mo. St. (N) (11/01/2019)
3 PT FG ATTEMPTS	21		Mercyhurst (11/14/2019)
	23		Felician (11/08/2019)
	23		vs Missouri Western (N) (11/02/2019)
	23		vs Northwest Mo. St. (N) (11/01/2019)
3 PT FG PERCENTAGE	.238	(5-21)	Mercyhurst (11/14/2019)
	.304	(7-23)	vs Northwest Mo. St. (N) (11/01/2019)
FREE THROWS MADE	7		at USciences (11/30/2019)
	11		Le Moyne (11/19/2019)
FREE THROW ATTEMPTS	11		at USciences (11/30/2019)
	11		Le Moyne (11/19/2019)
FREE THROW PERCENTAGE	.632	(12-19)	Felician (11/08/2019)
	.636	(7-11)	at USciences (11/30/2019)
REBOUNDS	26		vs Northwest Mo. St. (N) (11/01/2019)
	29		Mercyhurst (11/14/2019)
ASSISTS	7		Mercyhurst (11/14/2019)
	11		vs Missouri Western (N) (11/02/2019)
STEALS	2		Nyack (11/09/2019)
	3		vs Northwest Mo. St. (N) (11/01/2019)
BLOCKED SHOTS	0		Mercyhurst (11/14/2019)
	1		vs Missouri Western (N) (11/02/2019)
	1		vs Northwest Mo. St. (N) (11/01/2019)
TURNOVERS	9		at USciences (11/30/2019)
	11		Le Moyne (11/19/2019)
FOULS	13		Wilmington (DE) (11/23/2019)
	15		Le Moyne (11/19/2019)
	15		Mercyhurst (11/14/2019)
	15		Felician (11/08/2019)



**2019-20 Daemen Men's Basketball
Team High/Low Analysis
Specific games**

Page 4/4
as of Dec 02, 2019

Opponent - Game Lows

POINTS	57		at USciences (11/30/2019)
	64		vs Missouri Western (N) (11/02/2019)
	65		Mercyhurst (11/14/2019)
	74		Nyack (11/09/2019)
	79		Le Moyne (11/19/2019)
FIELD GOALS MADE	19		at USciences (11/30/2019)
	22		vs Missouri Western (N) (11/02/2019)
FIELD GOAL ATTEMPTS	47		Mercyhurst (11/14/2019)
	50		at USciences (11/30/2019)
FIELD GOAL PERCENTAGE	.345	(29-84)	Felician (11/08/2019)
	.380	(19-50)	at USciences (11/30/2019)
3 PT FG MADE	6		at USciences (11/30/2019)
	6		Mercyhurst (11/14/2019)
	6		vs Missouri Western (N) (11/02/2019)
3 PT FG ATTEMPTS	19		at USciences (11/30/2019)
	20		Mercyhurst (11/14/2019)
3 PT FG PERCENTAGE	.214	(6-28)	vs Missouri Western (N) (11/02/2019)
	.265	(9-34)	Felician (11/08/2019)
FREE THROWS MADE	2		Wilmington (DE) (11/23/2019)
	11		Le Moyne (11/19/2019)
	11		Mercyhurst (11/14/2019)
FREE THROW ATTEMPTS	7		Wilmington (DE) (11/23/2019)
	13		Mercyhurst (11/14/2019)
FREE THROW PERCENTAGE	.286	(2-7)	Wilmington (DE) (11/23/2019)
	.647	(11-17)	Le Moyne (11/19/2019)
REBOUNDS	25		Mercyhurst (11/14/2019)
	25		vs Northwest Mo. St. (N) (11/01/2019)
ASSISTS	5		vs Missouri Western (N) (11/02/2019)
	11		at USciences (11/30/2019)
	11		West Liberty (11/16/2019)
	11		Nyack (11/09/2019)
	11		Felician (11/08/2019)
STEALS	4		Le Moyne (11/19/2019)
	5		at USciences (11/30/2019)
BLOCKED SHOTS	0		Mercyhurst (11/14/2019)
	1		Felician (11/08/2019)
	1		vs Northwest Mo. St. (N) (11/01/2019)
TURNOVERS	7		vs Northwest Mo. St. (N) (11/01/2019)
	9		Nyack (11/09/2019)
FOULS	13		at USciences (11/30/2019)
	15		Le Moyne (11/19/2019)



**2019-20 Daemen Men's Basketball
Player Highs Analysis
Specific games**

Page 1/2
as of Dec 02, 2019

Daemen - Individual Game Highs

POINTS	34		Andrew Sischo vs Nyack (11/09/2019)
	31		Andrew Sischo vs Felician (11/08/2019)
	29		Andrew Sischo vs West Liberty (11/16/2019)
	27		Andrew Sischo vs Le Moyne (11/19/2019)
	25		Jeff Redband at USciences (11/30/2019)
FIELD GOALS MADE	12		Andrew Sischo vs West Liberty (11/16/2019)
	12		Andrew Sischo vs Nyack (11/09/2019)
	12		Andrew Sischo vs Felician (11/08/2019)
FIELD GOAL ATTEMPTS	17		Breon Harris vs Wilmington (DE) (11/23/2019)
	17		Andrew Sischo vs Felician (11/08/2019)
FIELD GOAL PERCENTAGE (min 5 made)	1.000	(5-5)	Kyle Harris vs Mercyhurst (11/14/2019)
	.923	(12-13)	Andrew Sischo vs West Liberty (11/16/2019)
3 PT FG MADE	7		Jeff Redband at USciences (11/30/2019)
	6		Jeff Redband vs Nyack (11/09/2019)
3 PT FG ATTEMPTS	12		Jeff Redband at USciences (11/30/2019)
	10		Jeff Redband vs Le Moyne (11/19/2019)
3 PT FG PERCENTAGE (min 2 made)	1.000	(2-2)	Jay Sarkis vs Mercyhurst (11/14/2019)
	1.000	(2-2)	Kyle Harris vs Felician (11/08/2019)
FREE THROWS MADE	10		Joey Wallace vs Wilmington (DE) (11/23/2019)
	10		Andrew Sischo vs Nyack (11/09/2019)
FREE THROW ATTEMPTS	13		Andrew Sischo vs Northwest Mo. St. (N) (11/01/2019)
	11		Joey Wallace vs Wilmington (DE) (11/23/2019)
	11		Andrew Sischo vs Wilmington (DE) (11/23/2019)
	11		Andrew Sischo vs Nyack (11/09/2019)
	11		Andrew Sischo vs Felician (11/08/2019)
FREE THROW PERCENTAGE (min 3 made)	1.000	(4-4)	Andrew Sischo vs Le Moyne (11/19/2019)
	1.000	(4-4)	Jeff Redband vs Nyack (11/09/2019)
	1.000	(4-4)	Joey Wallace vs Missouri Western (N) (11/02/2019)
	1.000	(3-3)	Ryan Bradley vs Le Moyne (11/19/2019)
REBOUNDS	20		Andrew Sischo at USciences (11/30/2019)
	19		Andrew Sischo vs Felician (11/08/2019)
ASSISTS	7		Breon Harris vs Nyack (11/09/2019)
	6		Breon Harris vs Felician (11/08/2019)
STEALS	4		Andrew Sischo at USciences (11/30/2019)
	4		Breon Harris vs West Liberty (11/16/2019)
BLOCKED SHOTS	5		Andrew Sischo vs Felician (11/08/2019)
	4		Andrew Sischo vs Nyack (11/09/2019)
TURNOVERS	8		Andrew Sischo vs Missouri Western (N) (11/02/2019)
	6		Breon Harris vs West Liberty (11/16/2019)
	6		Andrew Sischo vs Felician (11/08/2019)
FOULS	5		Kyle Harris vs Missouri Western (N) (11/02/2019)
	5		Breon Harris vs Northwest Mo. St. (N) (11/01/2019)



**2019-20 Daemen Men's Basketball
Player Highs Analysis
Specific games**

Page 2/2
as of Dec 02, 2019

Opponent - Individual Game Highs

POINTS	24		Jermaine Head vs Wilmington (DE) (11/23/2019)
	24		Ryan Hawkins vs Northwest Mo. St. (N) (11/01/2019)
	24		Trevor Hudgins vs Northwest Mo. St. (N) (11/01/2019)
	22		Tyrell Carroll vs Missouri Western (N) (11/02/2019)
	20		Ryan Roland vs Le Moyne (11/19/2019)
	20		Jay'von Jackson vs Felician (11/08/2019)
FIELD GOALS MADE	10		Jermaine Head vs Wilmington (DE) (11/23/2019)
	9		Ryan Hawkins vs Northwest Mo. St. (N) (11/01/2019)
	9		Diego Bernard vs Northwest Mo. St. (N) (11/01/2019)
FIELD GOAL ATTEMPTS	19		Jermaine Head vs Wilmington (DE) (11/23/2019)
	17		Will Yoakum vs West Liberty (11/16/2019)
	17		Jay'von Jackson vs Felician (11/08/2019)
FIELD GOAL PERCENTAGE (min 5 made)	.818	(9-11)	Diego Bernard vs Northwest Mo. St. (N) (11/01/2019)
	.692	(9-13)	Ryan Hawkins vs Northwest Mo. St. (N) (11/01/2019)
3 PT FG MADE	6		Ryan Roland vs Le Moyne (11/19/2019)
	6		Ryan Hawkins vs Northwest Mo. St. (N) (11/01/2019)
3 PT FG ATTEMPTS	13		Jay'von Jackson vs Felician (11/08/2019)
	11		Lonnie Rivera vs Le Moyne (11/19/2019)
3 PT FG PERCENTAGE (min 2 made)	1.000	(2-2)	Preston Boswell vs West Liberty (11/16/2019)
	.800	(4-5)	Danny Walsh vs Wilmington (DE) (11/23/2019)
FREE THROWS MADE	10		Trevor Hudgins vs Northwest Mo. St. (N) (11/01/2019)
	7		Jay'von Jackson vs Felician (11/08/2019)
FREE THROW ATTEMPTS	10		Trevor Hudgins vs Northwest Mo. St. (N) (11/01/2019)
	8		Jay'von Jackson vs Felician (11/08/2019)
FREE THROW PERCENTAGE (min 3 made)	1.000	(10-10)	Trevor Hudgins vs Northwest Mo. St. (N) (11/01/2019)
	1.000	(6-6)	Curtis Thompson vs Nyack (11/09/2019)
	1.000	(6-6)	Will Eames vs Missouri Western (N) (11/02/2019)
	1.000	(4-4)	Malik McKinney vs West Liberty (11/16/2019)
	1.000	(4-4)	MiyKah McIntosh vs Mercyhurst (11/14/2019)
	1.000	(3-3)	Brandon Starr at USciences (11/30/2019)
	1.000	(3-3)	Trystan Pratapas vs Mercyhurst (11/14/2019)
REBOUNDS	9		Dee-End McRae vs Felician (11/08/2019)
	8		Connor Murphy at USciences (11/30/2019)
	8		Lonnie Rivera vs Le Moyne (11/19/2019)
	8		Jay'von Jackson vs Felician (11/08/2019)
ASSISTS	7		Tom Brown vs Le Moyne (11/19/2019)
	7		Trevor Hudgins vs Northwest Mo. St. (N) (11/01/2019)
STEALS	4		Jermaine Head vs Wilmington (DE) (11/23/2019)
	4		Preston Boswell vs West Liberty (11/16/2019)
	4		Junior Graham vs Nyack (11/09/2019)
BLOCKED SHOTS	2		Connor Murphy at USciences (11/30/2019)
	2		Lonnie Rivera vs Le Moyne (11/19/2019)
	2		Marlon Moore, Jr. vs West Liberty (11/16/2019)
	2		Junior Graham vs Nyack (11/09/2019)
TURNOVERS	6		Tyrell Carroll vs Missouri Western (N) (11/02/2019)
	5		Preston Boswell vs West Liberty (11/16/2019)
FOULS	5		Jay'von Jackson vs Felician (11/08/2019)
	5		Will Eames vs Missouri Western (N) (11/02/2019)
	5		Jaron Thames vs Missouri Western (N) (11/02/2019)



**2019-20 Daemen Men's Basketball
Team Overall Conference
Specific games**

Page 1/2
as of Dec 02, 2019

Summary

Player	Overall Statistics										Conference Statistics									
	GP-GS	MIN/G	FG%	3FG%	FT%	R/G	A/G	STL	BLK	PTS/G	GP-GS	MIN/G	FG%	3FG%	FT%	R/G	A/G	STL	BLK	PTS/G
Sischo, Andrew	9-9	35.8	.651	.429	.680	14.6	1.9	6	15	24.2	0-0	0.0	.000	.000	.000	0.0	0.0	0	0	0.0
Harris, Breon	7-7	26.9	.372	.395	.632	4.4	3.0	13	0	12.1	0-0	0.0	.000	.000	.000	0.0	0.0	0	0	0.0
Redband, Jeff	9-9	30.7	.458	.466	.875	4.1	1.6	10	9	11.9	0-0	0.0	.000	.000	.000	0.0	0.0	0	0	0.0
Wallace, Joey	9-9	30.7	.410	.235	.871	5.6	2.6	11	1	11.4	0-0	0.0	.000	.000	.000	0.0	0.0	0	0	0.0
Harris, Kyle	9-3	20.8	.558	.440	1.000	2.3	1.4	1	2	7.2	0-0	0.0	.000	.000	.000	0.0	0.0	0	0	0.0
Sarkis, Jay	7-7	32.6	.304	.269	.583	1.1	2.6	6	0	6.0	0-0	0.0	.000	.000	.000	0.0	0.0	0	0	0.0
Slack, Keith	8-1	15.2	.405	.367	1.000	1.4	1.3	2	0	5.9	0-0	0.0	.000	.000	.000	0.0	0.0	0	0	0.0
Bradley, Ryan	5-0	13.1	.500	.000	1.000	3.4	0.8	2	4	4.2	0-0	0.0	.000	.000	.000	0.0	0.0	0	0	0.0
Williams, Donte'	9-0	7.3	.632	.455	.000	1.0	0.4	1	0	3.2	0-0	0.0	.000	.000	.000	0.0	0.0	0	0	0.0
Basden, Ziv	3-0	2.0	.667	.000	.000	0.3	0.0	0	0	1.3	0-0	0.0	.000	.000	.000	0.0	0.0	0	0	0.0
Holt, Tajmin	9-0	5.2	.143	.125	.000	0.4	0.3	1	1	0.6	0-0	0.0	.000	.000	.000	0.0	0.0	0	0	0.0
Salzberg, Ryan	4-0	1.8	1.000	.000	.000	0.0	0.0	2	0	0.5	0-0	0.0	.000	.000	.000	0.0	0.0	0	0	0.0
Luke, Chris	7-0	1.0	.000	.000	.000	0.3	0.0	1	0	0.0	0-0	0.0	.000	.000	.000	0.0	0.0	0	0	0.0
Hines, Da'Shawn	2-0	0.9	.000	.000	.000	0.0	0.0	0	0	0.0	0-0	0.0	.000	.000	.000	0.0	0.0	0	0	0.0
Duah, Jeffrey	1-0	0.5	.000	.000	.000	0.0	0.0	0	0	0.0	0-0	0.0	.000	.000	.000	0.0	0.0	0	0	0.0
Totals	9		.475	.367	.744	38.9	14.1	56	32	80.9	0		.000	.000	.000	0.0	0.0	0	0	0.0
Opponent	9		.431	.358	.765	31.8	11.8	77	22	74.2	0		.000	.000	.000	0.0	0.0	0	0	0.0

Scoring

Player	Overall Statistics								Conference Statistics							
	FG-FGA	FG%	3FG-3FGA	3FG%	FT-FTA	FT%	PTS	PTS/G	FG-FGA	FG%	3FG-3FGA	3FG%	FT-FTA	FT%	PTS	PTS/G
Sischo, Andrew	82-126	.651	3-7	.429	51-75	.680	218	24.2	0-0	.000	0-0	.000	0-0	.000	0	0.0
Harris, Breon	29-78	.372	15-38	.395	12-19	.632	85	12.1	0-0	.000	0-0	.000	0-0	.000	0	0.0
Redband, Jeff	33-72	.458	27-58	.466	14-16	.875	107	11.9	0-0	.000	0-0	.000	0-0	.000	0	0.0
Wallace, Joey	34-83	.410	8-34	.235	27-31	.871	103	11.4	0-0	.000	0-0	.000	0-0	.000	0	0.0
Harris, Kyle	24-43	.558	11-25	.440	6-6	1.000	65	7.2	0-0	.000	0-0	.000	0-0	.000	0	0.0
Sarkis, Jay	14-46	.304	7-26	.269	7-12	.583	42	6.0	0-0	.000	0-0	.000	0-0	.000	0	0.0
Slack, Keith	17-42	.405	11-30	.367	2-2	1.000	47	5.9	0-0	.000	0-0	.000	0-0	.000	0	0.0
Bradley, Ryan	9-18	.500	0-3	.000	3-3	1.000	21	4.2	0-0	.000	0-0	.000	0-0	.000	0	0.0
Williams, Donte'	12-19	.632	5-11	.455	0-0	.000	29	3.2	0-0	.000	0-0	.000	0-0	.000	0	0.0
Basden, Ziv	2-3	.667	0-0	.000	0-0	.000	4	1.3	0-0	.000	0-0	.000	0-0	.000	0	0.0
Holt, Tajmin	2-14	.143	1-8	.125	0-0	.000	5	0.6	0-0	.000	0-0	.000	0-0	.000	0	0.0
Salzberg, Ryan	1-1	1.000	0-0	.000	0-0	.000	2	0.5	0-0	.000	0-0	.000	0-0	.000	0	0.0
Luke, Chris	0-0	.000	0-0	.000	0-0	.000	0	0.0	0-0	.000	0-0	.000	0-0	.000	0	0.0
Hines, Da'Shawn	0-0	.000	0-0	.000	0-0	.000	0	0.0	0-0	.000	0-0	.000	0-0	.000	0	0.0
Duah, Jeffrey	0-0	.000	0-0	.000	0-0	.000	0	0.0	0-0	.000	0-0	.000	0-0	.000	0	0.0
Totals	259-545	.475	88-240	.367	122-164	.744	728	80.9	0-0	.000	0-0	.000	0-0	.000	0	0.0
Opponent	239-555	.431	86-240	.358	104-136	.765	668	74.2	0-0	.000	0-0	.000	0-0	.000	0	0.0



**2019-20 Daemen Men's Basketball
Team Overall Conference
Specific games**

Page 2/2
as of Dec 02, 2019

Totals

Totals	Overall Statistics									Conference Statistics								
Player	O-REB	D-REB	TOTAL	PF	FO	A	TO	A/TO	HI PTS	O-REB	D-REB	TOTAL	PF	FO	A	TO	A/TO	HI PTS
Sischo, Andrew	53	78	131	28	0	17	38	0.4	34	0	0	0	0	0	0	0	5.0	0
Harris, Breon	4	27	31	24	1	21	22	1.0	21	0	0	0	0	0	0	0	0.0	0
Redband, Jeff	7	30	37	17	0	14	15	0.9	25	0	0	0	0	0	0	0	0.0	0
Wallace, Joey	15	35	50	23	0	23	25	0.9	19	0	0	0	0	0	0	0	1.0	0
Harris, Kyle	7	14	21	22	1	13	14	0.9	11	0	0	0	0	0	0	0	2.0	0
Sarkis, Jay	0	8	8	6	0	18	15	1.2	11	0	0	0	0	0	0	0	2.0	0
Slack, Keith	2	9	11	6	0	10	6	1.7	11	0	0	0	0	0	0	0	0.0	0
Bradley, Ryan	7	10	17	8	0	4	6	0.7	9	0	0	0	0	0	0	0	0.0	0
Williams, Donte'	2	7	9	7	0	4	4	1.0	8	0	0	0	0	0	0	0	2.0	0
Basden, Ziv	1	0	1	0	0	0	0	0.0	4	0	0	0	0	0	0	0	0.0	0
Holt, Tajmin	3	1	4	4	0	3	1	3.0	3	0	0	0	0	0	0	0	0.0	0
Salzberg, Ryan	0	0	0	1	0	0	0	0.0	2	0	0	0	0	0	0	0	0.0	0
Luke, Chris	0	2	2	5	0	0	1	0.0	0	0	0	0	0	0	0	0	0.0	0
Hines, Da'Shawn	0	0	0	0	0	0	0	0.0	0	0	0	0	0	0	0	0	0.0	0
Duah, Jeffrey	0	0	0	0	0	0	1	0.0	0	0	0	0	0	0	0	0	0.0	0
Totals	110	240	350	151	2	127	149	0.9	98	0	0	0	0	2	0	0	12.0	0
Opponent	86	200	286	171	-	106	135	0.8	85	0	0	0	0	-	0	0	16.0	0



**2019-20 Daemen Men's Basketball
Category Leaders
Specific games**

Page 1/3
as of Dec 02, 2019

Points

##	Player	G	Pts	Pts/G
22	Sischo, Andrew	9	218	24.2
44	Redband, Jeff	9	107	11.9
23	Wallace, Joey	9	103	11.4
2	Harris, Breon	7	85	12.1
12	Harris, Kyle	9	65	7.2
15	Slack, Keith	8	47	5.9
5	Sarkis, Jay	7	42	6.0
10	Williams, Donte'	9	29	3.2
25	Bradley, Ryan	5	21	4.2
3	Holt, Tajmin	9	5	0.6
24	Basden, Ziv	3	4	1.3
20	Salzberg, Ryan	4	2	0.5

Scoring Average

##	Player	G	Pts	Pts/G
22	Sischo, Andrew	9	218	24.2
2	Harris, Breon	7	85	12.1
44	Redband, Jeff	9	107	11.9
23	Wallace, Joey	9	103	11.4
12	Harris, Kyle	9	65	7.2
5	Sarkis, Jay	7	42	6.0
15	Slack, Keith	8	47	5.9
25	Bradley, Ryan	5	21	4.2
10	Williams, Donte'	9	29	3.2
24	Basden, Ziv	3	4	1.3
3	Holt, Tajmin	9	5	0.6
20	Salzberg, Ryan	4	2	0.5

Field Goal Percentage

##	Player	FG	Att	Pct
20	Salzberg, Ryan	1	1	1.000
24	Basden, Ziv	2	3	.667
22	Sischo, Andrew	82	126	.651
10	Williams, Donte'	12	19	.632
12	Harris, Kyle	24	43	.558
25	Bradley, Ryan	9	18	.500
44	Redband, Jeff	33	72	.458
23	Wallace, Joey	34	83	.410
15	Slack, Keith	17	42	.405
2	Harris, Breon	29	78	.372
5	Sarkis, Jay	14	46	.304
3	Holt, Tajmin	2	14	.143

Field Goal Attempts

##	Player	G	Att	Att/G
22	Sischo, Andrew	9	126	14.0
23	Wallace, Joey	9	83	9.2
2	Harris, Breon	7	78	11.1
44	Redband, Jeff	9	72	8.0
5	Sarkis, Jay	7	46	6.6

Field Goals Made

##	Player	G	Made	Made/G
22	Sischo, Andrew	9	82	9.1
23	Wallace, Joey	9	34	3.8
44	Redband, Jeff	9	33	3.7
2	Harris, Breon	7	29	4.1
12	Harris, Kyle	9	24	2.7

3-Point FG Percentage

##	Player	3FG	Att	Pct
44	Redband, Jeff	27	58	.466
10	Williams, Donte'	5	11	.455
12	Harris, Kyle	11	25	.440
22	Sischo, Andrew	3	7	.429
2	Harris, Breon	15	38	.395
15	Slack, Keith	11	30	.367
5	Sarkis, Jay	7	26	.269
23	Wallace, Joey	8	34	.235
3	Holt, Tajmin	1	8	.125

3-Point FG Attempts

##	Player	G	Att	Att/G
44	Redband, Jeff	9	58	6.4
2	Harris, Breon	7	38	5.4
23	Wallace, Joey	9	34	3.8
15	Slack, Keith	8	30	3.8
5	Sarkis, Jay	7	26	3.7

3-Point FG Made

##	Player	G	Made	Made/G
44	Redband, Jeff	9	27	3.0
2	Harris, Breon	7	15	2.1
15	Slack, Keith	8	11	1.4
12	Harris, Kyle	9	11	1.2
23	Wallace, Joey	9	8	0.9



**2019-20 Daemen Men's Basketball
Category Leaders
Specific games**

Page 2/3
as of Dec 02, 2019

Free Throw Percentage

##	Player	Made	Att	Pct
15	Slack, Keith	2	2	1.000
12	Harris, Kyle	6	6	1.000
25	Bradley, Ryan	3	3	1.000
44	Redband, Jeff	14	16	.875
23	Wallace, Joey	27	31	.871
22	Sischo, Andrew	51	75	.680
2	Harris, Breon	12	19	.632
5	Sarkis, Jay	7	12	.583

Free Throw Attempts

##	Player	G	Att	Att/G
22	Sischo, Andrew	9	75	8.3
23	Wallace, Joey	9	31	3.4
2	Harris, Breon	7	19	2.7
44	Redband, Jeff	9	16	1.8
5	Sarkis, Jay	7	12	1.7

Free Throws Made

##	Player	G	Made	Made/G
22	Sischo, Andrew	9	51	5.7
23	Wallace, Joey	9	27	3.0
44	Redband, Jeff	9	14	1.6
2	Harris, Breon	7	12	1.7
5	Sarkis, Jay	7	7	1.0

Rebounds

##	Player	G	Reb	Reb/G
22	Sischo, Andrew	9	131	14.6
23	Wallace, Joey	9	50	5.6
44	Redband, Jeff	9	37	4.1
2	Harris, Breon	7	31	4.4
12	Harris, Kyle	9	21	2.3

Assists

##	Player	G	Ast	Ast/G
23	Wallace, Joey	9	23	2.6
2	Harris, Breon	7	21	3.0
5	Sarkis, Jay	7	18	2.6
22	Sischo, Andrew	9	17	1.9
44	Redband, Jeff	9	14	1.6

Rebounds Average

##	Player	G	Reb	Reb/G
22	Sischo, Andrew	9	131	14.6
23	Wallace, Joey	9	50	5.6
2	Harris, Breon	7	31	4.4
44	Redband, Jeff	9	37	4.1
25	Bradley, Ryan	5	17	3.4

Steals

##	Player	G	Stl	Stl/G
2	Harris, Breon	7	13	1.9
23	Wallace, Joey	9	11	1.2
44	Redband, Jeff	9	10	1.1
5	Sarkis, Jay	7	6	0.9
22	Sischo, Andrew	9	6	0.7

Offensive Rebounds

##	Player	G	OReb	OReb/G
22	Sischo, Andrew	9	53	5.9
23	Wallace, Joey	9	15	1.7
44	Redband, Jeff	9	7	0.8
25	Bradley, Ryan	5	7	1.4
12	Harris, Kyle	9	7	0.8

Blocked Shots

##	Player	G	Blk	Blk/G
22	Sischo, Andrew	9	15	1.7
44	Redband, Jeff	9	9	1.0
25	Bradley, Ryan	5	4	0.8
12	Harris, Kyle	9	2	0.2
23	Wallace, Joey	9	1	0.1

Defensive Rebounds

##	Player	G	DReb	DReb/G
22	Sischo, Andrew	9	78	8.7
23	Wallace, Joey	9	35	3.9
44	Redband, Jeff	9	30	3.3
2	Harris, Breon	7	27	3.9
12	Harris, Kyle	9	14	1.6

Minutes

##	Player	G	Min	Min/G
22	Sischo, Andrew	9	322	35:46
23	Wallace, Joey	9	277	30:45
44	Redband, Jeff	9	276	30:43
5	Sarkis, Jay	7	228	32:35
2	Harris, Breon	7	188	26:52



2019-20 Daemen Men's Basketball
Category Leaders
Specific games

Page 3/3
as of Dec 02, 2019

Fouls

##	Player	G	PF	PF/G
22	Sischo, Andrew	9	28	3.1
2	Harris, Breon	7	24	3.4
23	Wallace, Joey	9	23	2.6
12	Harris, Kyle	9	22	2.4
44	Redband, Jeff	9	17	1.9

Turnovers

##	Player	G	TO	TO/G
22	Sischo, Andrew	9	38	4.2
23	Wallace, Joey	9	25	2.8
2	Harris, Breon	7	22	3.1
44	Redband, Jeff	9	15	1.7
5	Sarkis, Jay	7	15	2.1

Foul Outs

##	Player	G	FO
2	Harris, Breon	7	1
12	Harris, Kyle	9	1



**2019-20 Daemen Men's Basketball
Season Box - Average per 40 Minutes**

Page 1/1
as of Dec 02, 2019

##	Player	min	fgm	fga	pct	3fgm	3fga	pct	ftm	fta	pct	oreb	dreb	treb	pf	a	to	blk	stl	pts
24	BASDEN, Ziv	40	13.2	19.8	.667	0.0	0.0	.000	0.0	0.0	.000	6.6	0.0	6.6	0.0	0.0	0.0	0.0	0.0	26.4
25	BRADLEY, Ryan	40	5.5	11.0	.500	0.0	1.8	.000	1.8	1.8	1.000	4.3	6.1	10.4	4.9	2.4	3.7	2.4	1.2	12.9
4	DUAH, Jeffrey	40	0.0	0.0	.000	0.0	0.0	.000	0.0	0.0	.000	0.0	0.0	0.0	0.0	0.0	75.0	0.0	0.0	0.0
2	HARRIS, Breon	40	6.2	16.6	.372	3.2	8.1	.395	2.6	4.0	.632	0.9	5.7	6.6	5.1	4.5	4.7	0.0	2.8	18.1
12	HARRIS, Kyle	40	5.1	9.2	.558	2.4	5.3	.440	1.3	1.3	1.000	1.5	3.0	4.5	4.7	2.8	3.0	0.4	0.2	13.9
14	HINES, Da'Shawn	40	0.0	0.0	.000	0.0	0.0	.000	0.0	0.0	.000	0.0	0.0	0.0	0.0	0.0	0.0	0.0	0.0	0.0
3	HOLT, Tajmin	40	1.7	12.0	.143	0.9	6.8	.125	0.0	0.0	.000	2.6	0.9	3.4	3.4	2.6	0.9	0.9	0.9	4.3
34	LUKE, Chris	40	0.0	0.0	.000	0.0	0.0	.000	0.0	0.0	.000	0.0	11.3	11.3	28.3	0.0	5.7	0.0	5.7	0.0
44	REDBAND, Jeff	40	4.8	10.4	.458	3.9	8.4	.466	2.0	2.3	.875	1.0	4.3	5.4	2.5	2.0	2.2	1.3	1.4	15.5
20	SALZBERG, Ryan	40	5.7	5.7	1.000	0.0	0.0	.000	0.0	0.0	.000	0.0	0.0	0.0	5.7	0.0	0.0	0.0	11.4	11.4
5	SARKIS, Jay	40	2.5	8.1	.304	1.2	4.6	.269	1.2	2.1	.583	0.0	1.4	1.4	1.1	3.2	2.6	0.0	1.1	7.4
22	SISCHO, Andrew	40	10.2	15.7	.651	0.4	0.9	.429	6.3	9.3	.680	6.6	9.7	16.3	3.5	2.1	4.7	1.9	0.7	27.1
15	SLACK, Keith	40	5.6	13.8	.405	3.6	9.8	.367	0.7	0.7	1.000	0.7	3.0	3.6	2.0	3.3	2.0	0.0	0.7	15.4
23	WALLACE, Joey	40	4.9	12.0	.410	1.2	4.9	.235	3.9	4.5	.871	2.2	5.1	7.2	3.3	3.3	3.6	0.1	1.6	14.9
10	WILLIAMS, Donte'	40	7.3	11.6	.632	3.1	6.7	.455	0.0	0.0	.000	1.2	4.3	5.5	4.3	2.4	2.4	0.0	0.6	17.7

Note: All statistics are pro-rated based on an average per 40-minute game.



2019-20 Daemen Men's Basketball
Team Roster
Specific games

Page 1/1
as of Dec 02, 2019

Daemen Team Roster

	Player	Pos	Year	Height
2	Harris, Breon	G		5-9
3	Holt, Tajmin	G		6-3
4	Duah, Jeffrey	G		5-7
5	Sarkis, Jay	G		6-1
11	Book, Trevor	G		6-4
12	Harris, Kyle	G		6-3
14	Hines, Da'Shawn	G		6-4
15	Slack, Keith	G		5-8
20	Salzberg, Ryan	G		6-4
21	Chandler, Josiah	G		6-0
22	Sischo, Andrew	C		6-9
23	Wallace, Joey	G		6-3
24	Basden, Ziv	F		6-5
25	Bradley, Ryan	F		6-7
30	Higgins, Patrick	G		5-10
33	Atkins, Joey	G		6-4
34	Luke, Chris	C		7-0
44	Redband, Jeff	F		6-7
51	Poumpey, Justin	G		5-10



2019-20 Daemen Men's Basketball Opponents Game-by-Game Specific games

Page 1/1
as of Dec 02, 2019

			Total		3-Pointers		Free throws		Rebounds											
Opponent	Date	Score		FG-FGA	PCT	3FG-FGA	PCT	FT-FTA	PCT	OFF	DEF	TOT	AVG	PF	A	TO	BLK	STL	PTS	AVG
vs Northwest Mo. St.	11/01/2019	65-85	L	30-53	.566	11-25	.440	14-15	.933	6	19	25	25.0	16	16	7	1	9	85	85.0
vs Missouri Western	11/02/2019	68-64	W	22-55	.400	6-28	.214	14-18	.778	11	18	29	27.0	23	5	19	4	8	64	74.5
Felician	11/08/2019	95-80	W	29-84	.345	9-34	.265	13-14	.929	16	24	40	31.3	19	11	13	1	11	80	76.3
Nyack	11/09/2019	80-74	W	26-68	.382	9-27	.333	13-17	.765	10	23	33	31.8	21	11	9	3	12	74	75.8
Mercyhurst	11/14/2019	67-65	W	24-47	.511	6-20	.300	11-13	.846	8	17	25	30.4	21	13	19	0	8	65	73.6
West Liberty	11/16/2019	98-83	W	31-76	.408	8-26	.308	13-19	.684	14	20	34	31.0	23	11	19	3	13	83	75.2
Le Moyne	11/19/2019	89-79	W	26-58	.448	16-33	.485	11-17	.647	7	25	32	31.1	15	12	15	3	4	79	75.7
Wilmington (DE)	11/23/2019	83-81	W	32-64	.500	15-28	.536	2-7	.286	7	29	36	31.8	20	16	15	4	7	81	76.4
at USciences	11/30/2019	83-57	W	19-50	.380	6-19	.316	13-16	.813	7	25	32	31.8	13	11	19	3	5	57	74.2
Total		668		239-555	.431	86-240	.358	104-136	.765	86	200	286	31.8	171	106	135	22	77	668	74.2
Daemen		728		259-545	.475	88-240	.367	122-164	.744	110	240	350	38.9	151	127	149	32	56	728	80.9

Opponents Averages

Games Played	Points/game	FG Pct	3FG Pct	FT Pct	Rebounds/game	Assists/game	Turnovers/game	Assist/Turnover ratio	Steals/game	Blocks/game
9	74.2	43.1	35.8	76.5	31.8	11.8	15.0	0.8	8.6	2.4



**2019-20 Daemen Men's Basketball
Individual Career Summaries
All games**

Page 1/10
as of Dec 02, 2019

ATKINS, Joey

				Field Goals		3-Point		F-Throws		Rebounds										Scoring	
SEASON	TEAM	GP-GS	MIN/AVG	FG-FGA	FG%	3FG-FGA	3FG%	FT-FTA	FT%	OFF	DEF	TOT	AVG	PF-FO	AST	TO	BLK	STL	PTS	AVG	
2018-19	Jeff	15-0	71/4.7	8-21	.381	1-2	.500	5-10	.500	2	8	10	0.7	12-0	0	8	5	4	22	1.5	
TOTAL FOR Daemen		0-0	0/0.0	0-0	.000	0-0	.000	0-0	.000	0	0	0	0.0	0-0	0	0	0	0	0	0.0	
TOTAL		15-0	71/4.7	8-21	.381	1-2	.500	5-10	.500	2	8	10	0.7	12-0	0	8	5	4	22	1.5	

Single Game Highs

Statistic	Value	
Points	10	vs Caldwell 01/21/19
Rebounds	3	at Concordia (NY) 02/16/19
Steals	2	vs Caldwell 01/21/19
Blocks	2	at Holy Family 03/02/19
FG Made	3	vs Caldwell 01/21/19
FG Attempts	7	vs Caldwell 01/21/19
3FG Made	1	at Nyack 01/26/19
3FG Attempts	1	at Nyack 01/26/19, vs Caldwell 01/21/19
FT Made	4	vs Caldwell 01/21/19
FT Attempts	5	vs Caldwell 01/21/19

BASDEN, Ziv

				Field Goals		3-Point		F-Throws		Rebounds										Scoring	
SEASON	TEAM	GP-GS	MIN/AVG	FG-FGA	FG%	3FG-FGA	3FG%	FT-FTA	FT%	OFF	DEF	TOT	AVG	PF-FO	AST	TO	BLK	STL	PTS	AVG	
2018-19	Daemen	16-0	53/3.3	14-18	.778	0-1	.000	6-11	.545	10	14	24	1.5	7-0	1	5	0	2	34	2.1	
2019-20	Daemen	3-0	6/2.0	2-3	.667	0-0	.000	0-0	.000	1	0	1	0.3	0-0	0	0	0	0	4	1.3	
TOTAL		19-0	59/3.1	16-21	.762	0-1	.000	6-11	.545	11	14	25	1.3	7-0	1	5	0	2	38	2.0	

Single Game Highs

Statistic	Value	
Points	13	at LIU Post 12/14/18
Rebounds	9	at LIU Post 12/14/18
Assists	1	at LIU Post 12/14/18
Steals	1	vs LIU Post 02/15/19, at LIU Post 12/14/18
FG Made	5	at LIU Post 12/14/18
FG Attempts	7	at LIU Post 12/14/18
3FG Attempts	1	at LIU Post 12/14/18
FT Made	3	at LIU Post 12/14/18
FT Attempts	4	at LIU Post 12/14/18



**2019-20 Daemen Men's Basketball
Individual Career Summaries
All games**

Page 2/10
as of Dec 02, 2019

BOOK, Trevor

				Field Goals		3-Point		F-Throws		Rebounds									Scoring	
SEASON	TEAM	GP-GS	MIN/AVG	FG-FGA	FG%	3FG-FGA	3FG%	FT-FTA	FT%	OFF	DEF	TOT	AVG	PF-FO	AST	TO	BLK	STL	PTS	AVG
2018-19	Daemen	20-0	112/5.6	18-35	.514	6-14	.429	8-10	.800	7	14	21	1.1	8-0	8	1	1	5	50	2.5
TOTAL		20-0	112/5.6	18-35	.514	6-14	.429	8-10	.800	7	14	21	1.1	8-0	8	1	1	5	50	2.5

Single Game Highs

Statistic	Value	
Points	13	vs LIU Post 02/15/19
Rebounds	5	at New York Tech 12/16/18
Assists	4	at LIU Post 12/14/18
Steals	2	vs LIU Post 02/15/19
Blocks	1	at LIU Post 12/14/18
FG Made	5	vs LIU Post 02/15/19
FG Attempts	9	vs LIU Post 02/15/19
3FG Made	2	vs LIU Post 02/15/19, vs Dist. Columbia 01/27/19
3FG Attempts	4	vs LIU Post 02/15/19
FT Made	2	at Queens (NY) 02/10/19, vs Lake Erie 11/26/18, at New York Tech 12/16/18
FT Attempts	3	vs Lake Erie 11/26/18

BRADLEY, Ryan

				Field Goals		3-Point		F-Throws		Rebounds									Scoring	
SEASON	TEAM	GP-GS	MIN/AVG	FG-FGA	FG%	3FG-FGA	3FG%	FT-FTA	FT%	OFF	DEF	TOT	AVG	PF-FO	AST	TO	BLK	STL	PTS	AVG
2018-19	Daemen	1-0	2/2.0	0-0	.000	0-0	.000	0-0	.000	0	0	0	0.0	0-0	0	0	0	0	0	0.0
2019-20	Daemen	5-0	65/13.1	9-18	.500	0-3	.000	3-3	1.000	7	10	17	3.4	8-0	4	6	4	2	21	4.2
TOTAL		6-0	67/11.2	9-18	.500	0-3	.000	3-3	1.000	7	10	17	2.8	8-0	4	6	4	2	21	3.5

Single Game Highs

Statistic	Value	
Points	9	vs Le Moyne 11/19/19
Rebounds	5	vs Le Moyne 11/19/19, at USciences 11/30/19
Assists	2	vs Le Moyne 11/19/19
Steals	1	vs Le Moyne 11/19/19, vs Wilmington (DE) 11/23/19
Blocks	2	vs West Liberty 11/16/19
FG Made	3	vs Le Moyne 11/19/19, vs Wilmington (DE) 11/23/19
FG Attempts	5	vs Le Moyne 11/19/19, vs Wilmington (DE) 11/23/19
3FG Attempts	2	at USciences 11/30/19
FT Made	3	vs Le Moyne 11/19/19
FT Attempts	3	vs Le Moyne 11/19/19



**2019-20 Daemen Men's Basketball
Individual Career Summaries
All games**

Page 3/10
as of Dec 02, 2019

DUAH, Jeffrey

				Field Goals		3-Point		F-Throws		Rebounds									Scoring	
SEASON	TEAM	GP-GS	MIN/AVG	FG-FGA	FG%	3FG-FGA	3FG%	FT-FTA	FT%	OFF	DEF	TOT	AVG	PF-FO	AST	TO	BLK	STL	PTS	AVG
2017-18	Daemen	11-0	5/0.5	1-2	.500	0-0	.000	0-0	.000	1	0	1	0.1	2-0	0	0	0	0	2	0.2
2018-19	Daemen	9-0	23/2.5	0-7	.000	0-2	.000	1-3	.333	1	2	3	0.3	0-0	5	3	0	0	1	0.1
2019-20	Daemen	1-0	1/0.5	0-0	.000	0-0	.000	0-0	.000	0	0	0	0.0	0-0	0	1	0	0	0	0.0
TOTAL		21-0	28/1.4	1-9	.111	0-2	.000	1-3	.333	2	2	4	0.2	2-0	5	4	0	0	3	0.1

Single Game Highs

Statistic	Value	
Points	2	at Roberts Wesleyan 01/06/18
Rebounds	1	4 times
Assists	2	vs Mercy 03/01/19
FG Made	1	at Roberts Wesleyan 01/06/18
FG Attempts	5	vs LIU Post 02/15/19
3FG Attempts	1	vs Caldwell 11/09/18, vs LIU Post 02/15/19
FT Made	1	vs Lake Erie 11/26/18
FT Attempts	2	vs Lake Erie 11/26/18

HARRIS, Breon

				Field Goals		3-Point		F-Throws		Rebounds									Scoring	
SEASON	TEAM	GP-GS	MIN/AVG	FG-FGA	FG%	3FG-FGA	3FG%	FT-FTA	FT%	OFF	DEF	TOT	AVG	PF-FO	AST	TO	BLK	STL	PTS	AVG
2016-17	Daemen	10-0	46/4.6	3-7	.429	2-6	.333	2-3	.667	2	6	8	0.8	5-0	3	3	0	3	10	1.0
2017-18	Daemen	30-19	856/28.5	108-227	.476	27-85	.318	46-72	.639	20	104	124	4.1	57-2	94	89	14	70	289	9.6
2018-19	Daemen	30-29	833/27.8	118-299	.395	55-153	.359	62-82	.756	15	84	99	3.3	67-2	65	59	9	52	353	11.8
2019-20	Daemen	7-7	188/26.9	29-78	.372	15-38	.395	12-19	.632	4	27	31	4.4	24-1	21	22	0	13	85	12.1
TOTAL		77-55	1923/25.0	258-611	.422	99-282	.351	122-176	.693	41	221	262	3.4	153-5	183	173	23	138	737	9.6

Single Game Highs

Statistic	Value	
Points	28	vs Bridgeport 01/28/18
Rebounds	11	vs Nyack 11/09/19
Assists	8	at Roberts Wesleyan 01/06/18
Steals	7	vs LIU Post 01/12/18
Blocks	2	5 times
FG Made	10	vs Bridgeport 01/28/18
FG Attempts	19	vs Molloy 02/16/18
3FG Made	6	at Mercy 01/18/19
3FG Attempts	10	at Mercy 01/18/19, at Bridgeport 03/09/19
FT Made	9	at Queens (NY) 02/10/19
FT Attempts	11	vs Bridgeport 01/28/18



**2019-20 Daemen Men's Basketball
Individual Career Summaries
All games**

Page 4/10
as of Dec 02, 2019

HARRIS, Kyle

				Field Goals		3-Point		F-Throws		Rebounds									Scoring	
SEASON	TEAM	GP-GS	MIN/AVG	FG-FGA	FG%	3FG-FGA	3FG%	FT-FTA	FT%	OFF	DEF	TOT	AVG	PF-FO	AST	TO	BLK	STL	PTS	AVG
2019-20	Daemen	9-3	187/20.8	24-43	.558	11-25	.440	6-6	1.000	7	14	21	2.3	22-1	13	14	2	1	65	7.2
TOTAL		9-3	187/20.8	24-43	.558	11-25	.440	6-6	1.000	7	14	21	2.3	22-1	13	14	2	1	65	7.2

Single Game Highs

Statistic	Value	
Points	11	vs Missouri Western 11/02/19, vs Mercyhurst 11/14/19, vs West Liberty 11/16/19
Rebounds	4	vs West Liberty 11/16/19, vs Wilmington (DE) 11/23/19
Assists	4	vs Le Moyne 11/19/19
Steals	1	vs Northwest Mo. St. 11/01/19
Blocks	1	vs Le Moyne 11/19/19, at USciences 11/30/19
FG Made	5	vs Missouri Western 11/02/19, vs Mercyhurst 11/14/19
FG Attempts	9	vs Missouri Western 11/02/19
3FG Made	3	vs West Liberty 11/16/19
3FG Attempts	5	vs West Liberty 11/16/19
FT Made	2	vs Northwest Mo. St. 11/01/19, vs West Liberty 11/16/19, at USciences 11/30/19
FT Attempts	2	vs Northwest Mo. St. 11/01/19, vs West Liberty 11/16/19, at USciences 11/30/19

HINES, Da'shawn

				Field Goals		3-Point		F-Throws		Rebounds									Scoring	
SEASON	TEAM	GP-GS	MIN/AVG	FG-FGA	FG%	3FG-FGA	3FG%	FT-FTA	FT%	OFF	DEF	TOT	AVG	PF-FO	AST	TO	BLK	STL	PTS	AVG
2017-18	Daemen	11-0	6/0.5	2-4	.500	0-1	.000	1-1	1.000	0	1	1	0.1	1-0	1	1	0	1	5	0.5
2019-20	Daemen	2-0	2/0.9	0-0	.000	0-0	.000	0-0	.000	0	0	0	0.0	0-0	0	0	0	0	0	0.0
TOTAL		13-0	8/0.6	2-4	.500	0-1	.000	1-1	1.000	0	1	1	0.1	1-0	1	1	0	1	5	0.4

Single Game Highs

Statistic	Value	
Points	5	at Roberts Wesleyan 01/06/18
Rebounds	1	vs Dist. Columbia 01/10/18
Assists	1	vs Dist. Columbia 01/10/18
Steals	1	at Roberts Wesleyan 01/06/18
FG Made	2	at Roberts Wesleyan 01/06/18
FG Attempts	3	at Roberts Wesleyan 01/06/18
3FG Attempts	1	at New York Tech 02/25/18
FT Made	1	at Roberts Wesleyan 01/06/18
FT Attempts	1	at Roberts Wesleyan 01/06/18



**2019-20 Daemen Men's Basketball
Individual Career Summaries
All games**

Page 5/10
as of Dec 02, 2019

HOLT, Tajmin

				Field Goals		3-Point		F-Throws		Rebounds										Scoring	
SEASON	TEAM	GP-GS	MIN/AVG	FG-FGA	FG%	3FG-FGA	3FG%	FT-FTA	FT%	OFF	DEF	TOT	AVG	PF-FO	AST	TO	BLK	STL	PTS	AVG	
2017-18	Daemen	4-0	4/1.0	0-0	.000	0-0	.000	0-0	.000	0	0	0	0.0	0-0	0	0	0	0	0	0.0	
2019-20	Daemen	9-0	47/5.2	2-14	.143	1-8	.125	0-0	.000	3	1	4	0.4	4-0	3	1	1	1	5	0.6	
TOTAL		13-0	51/3.9	2-14	.143	1-8	.125	0-0	.000	3	1	4	0.3	4-0	3	1	1	1	5	0.4	

Single Game Highs

Statistic	Value	
Points	3	vs Nyack 11/09/19
Rebounds	2	vs Missouri Western 11/02/19
Assists	2	vs West Liberty 11/16/19
Steals	1	vs West Liberty 11/16/19
Blocks	1	vs Nyack 11/09/19
FG Made	1	vs Nyack 11/09/19, vs Le Moyne 11/19/19
FG Attempts	4	vs West Liberty 11/16/19
3FG Made	1	vs Nyack 11/09/19
3FG Attempts	2	vs Nyack 11/09/19, vs West Liberty 11/16/19, vs Le Moyne 11/19/19

LUKE, Chris

				Field Goals		3-Point		F-Throws		Rebounds									Scoring	
SEASON	TEAM	GP-GS	MIN/AVG	FG-FGA	FG%	3FG-FGA	3FG%	FT-FTA	FT%	OFF	DEF	TOT	AVG	PF-FO	AST	TO	BLK	STL	PTS	AVG
2019-20	Daemen	7-0	7/1.0	0-0	.000	0-0	.000	0-0	.000	0	2	2	0.3	5-0	0	1	0	1	0	0.0
TOTAL		7-0	7/1.0	0-0	.000	0-0	.000	0-0	.000	0	2	2	0.3	5-0	0	1	0	1	0	0.0

Single Game Highs

Statistic	Value	
Rebounds	1	vs Felician 11/08/19, vs Nyack 11/09/19
Steals	1	at USciences 11/30/19



**2019-20 Daemen Men's Basketball
Individual Career Summaries
All games**

Page 6/10
as of Dec 02, 2019

REDBAND, Jeff

				Field Goals		3-Point		F-Throws		Rebounds										Scoring	
SEASON	TEAM	GP-GS	MIN/AVG	FG-FGA	FG%	3FG-FGA	3FG%	FT-FTA	FT%	OFF	DEF	TOT	AVG	PF-FO	AST	TO	BLK	STL	PTS	AVG	
2016-17	Daemen	28-27	745/26.6	101-222	.455	68-151	.450	17-22	.773	30	81	111	4.0	56-2	36	33	20	18	287	10.3	
2017-18	Daemen	30-29	959/32.0	118-274	.431	69-169	.408	32-35	.914	33	104	137	4.6	62-2	58	53	22	21	337	11.2	
2018-19	Daemen	30-29	920/30.7	127-277	.458	79-179	.441	56-66	.848	49	117	166	5.5	56-0	47	29	25	32	389	13.0	
2019-20	Daemen	9-9	276/30.7	33-72	.458	27-58	.466	14-16	.875	7	30	37	4.1	17-0	14	15	9	10	107	11.9	
TOTAL		97-94	2901/29.9	379-845	.449	243-557	.436	119-139	.856	119	332	451	4.6	191-4	155	130	76	81	1120	11.5	

Single Game Highs

Statistic	Value	
Points	25	at USciences 11/30/19
Rebounds	11	at Molloy 02/08/19
Assists	6	at Salem (WV) 01/03/18
Steals	4	vs Roberts Wesleyan 02/02/19, at Mercy 12/15/17
Blocks	3	4 times
FG Made	9	at USciences 11/30/19
FG Attempts	17	at LIU Post 02/23/18
3FG Made	7	vs LIU Post 02/15/19, at USciences 11/30/19
3FG Attempts	13	at LIU Post 02/23/18
FT Made	9	vs Slippery Rock 11/24/18
FT Attempts	10	vs Slippery Rock 11/24/18

SALZBERG, Ryan

				Field Goals		3-Point		F-Throws		Rebounds										Scoring	
SEASON	TEAM	GP-GS	MIN/AVG	FG-FGA	FG%	3FG-FGA	3FG%	FT-FTA	FT%	OFF	DEF	TOT	AVG	PF-FO	AST	TO	BLK	STL	PTS	AVG	
2019-20	Daemen	4-0	7/1.8	1-1	1.000	0-0	.000	0-0	.000	0	0	0	0.0	1-0	0	0	0	2	2	0.5	
TOTAL		4-0	7/1.8	1-1	1.000	0-0	.000	0-0	.000	0	0	0	0.0	1-0	0	0	0	2	2	0.5	

Single Game Highs

Statistic	Value	
Points	2	vs Le Moyne 11/19/19
Steals	2	vs Le Moyne 11/19/19
FG Made	1	vs Le Moyne 11/19/19
FG Attempts	1	vs Le Moyne 11/19/19



**2019-20 Daemen Men's Basketball
Individual Career Summaries
All games**

Page 7/10
as of Dec 02, 2019

SARKIS, Jay

				Field Goals		3-Point		F-Throws		Rebounds										Scoring	
SEASON	TEAM	GP-GS	MIN/AVG	FG-FGA	FG%	3FG-FGA	3FG%	FT-FTA	FT%	OFF	DEF	TOT	AVG	PF-FO	AST	TO	BLK	STL	PTS	AVG	
2015-16	Daemen	29-26	732/25.2	79-169	.467	41-89	.461	48-56	.857	11	61	72	2.5	44-2	68	47	0	21	247	8.5	
2017-18	Daemen	30-30	1057/35.2	117-263	.445	68-160	.425	70-83	.843	7	79	86	2.9	51-1	106	83	0	20	372	12.4	
2018-19	Daemen	23-20	690/30.0	58-149	.389	38-91	.418	34-42	.810	8	59	67	2.9	33-0	71	44	1	12	188	8.2	
2019-20	Daemen	7-7	228/32.6	14-46	.304	7-26	.269	7-12	.583	0	8	8	1.1	6-0	18	15	0	6	42	6.0	
TOTAL		89-83	2707/30.4	268-627	.427	154-366	.421	159-193	.824	26	207	233	2.6	134-3	263	189	1	59	849	9.5	

Single Game Highs

Statistic	Value	
Points	24	at Dist. Columbia 02/04/18, at New York Tech 02/25/18
Rebounds	7	vs Bridgeport 03/03/19
Assists	11	at Queens (NY) 01/21/18
Steals	4	vs Queens (NY) 01/24/16
Blocks	1	vs Dist. Columbia 01/27/19
FG Made	8	at Saint Rose 12/31/17, at New York Tech 02/25/18
FG Attempts	16	vs Molloy 02/16/18
3FG Made	6	at New York Tech 02/25/18
3FG Attempts	9	4 times
FT Made	11	at Dist. Columbia 02/04/18
FT Attempts	11	at Dist. Columbia 02/04/18, vs Bridgeport 02/07/16



**2019-20 Daemen Men's Basketball
Individual Career Summaries
All games**

Page 8/10
as of Dec 02, 2019

SISCHO, Andrew

				Field Goals		3-Point		F-Throws		Rebounds										Scoring	
SEASON	TEAM	GP-GS	MIN/AVG	FG-FGA	FG%	3FG-FGA	3FG%	FT-FTA	FT%	OFF	DEF	TOT	AVG	PF-FO	AST	TO	BLK	STL	PTS	AVG	
2017-18	Daemen	30-18	706/23.5	195-345	.565	3-17	.176	69-106	.651	89	172	261	8.7	71-0	28	65	25	11	462	15.4	
2018-19	Daemen	28-26	832/29.7	229-391	.586	4-8	.500	123-169	.728	106	176	282	10.1	72-0	30	58	28	24	585	20.9	
2019-20	Daemen	9-9	322/35.8	82-126	.651	3-7	.429	51-75	.680	53	78	131	14.6	28-0	17	38	15	6	218	24.2	
TOTAL		67-53	1860/27.8	506-862	.587	10-32	.313	243-350	.694	248	426	674	10.1	171-0	75	161	68	41	1265	18.9	

Single Game Highs

Statistic	Value	
Points	36	at Molloy 02/08/19, vs Molloy 02/16/18
Rebounds	23	vs Molloy 02/16/18
Assists	5	vs Northwest Mo. St. 11/01/19
Steals	4	at USciences 11/30/19
Blocks	5	vs Felician 11/08/19
FG Made	16	at Molloy 02/08/19
FG Attempts	26	at Molloy 02/08/19
3FG Made	1	10 times
3FG Attempts	2	vs Le Moyne 11/19/19
FT Made	12	vs Molloy 02/16/18
FT Attempts	15	vs Molloy 02/16/18

SLACK, Keith

				Field Goals		3-Point		F-Throws		Rebounds									Scoring	
SEASON	TEAM	GP-GS	MIN/AVG	FG-FGA	FG%	3FG-FGA	3FG%	FT-FTA	FT%	OFF	DEF	TOT	AVG	PF-FO	AST	TO	BLK	STL	PTS	AVG
2019-20	Daemen	8-1	122/15.2	17-42	.405	11-30	.367	2-2	1.000	2	9	11	1.4	6-0	10	6	0	2	47	5.9
TOTAL		8-1	122/15.2	17-42	.405	11-30	.367	2-2	1.000	2	9	11	1.4	6-0	10	6	0	2	47	5.9

Single Game Highs

Statistic	Value	
Points	11	vs Missouri Western 11/02/19
Rebounds	2	4 times
Assists	3	vs West Liberty 11/16/19
Steals	1	vs West Liberty 11/16/19, vs Wilmington (DE) 11/23/19
FG Made	4	vs Missouri Western 11/02/19, at USciences 11/30/19
FG Attempts	9	vs Missouri Western 11/02/19
3FG Made	3	vs Missouri Western 11/02/19
3FG Attempts	7	vs Missouri Western 11/02/19
FT Made	2	vs Le Moyne 11/19/19
FT Attempts	2	vs Le Moyne 11/19/19



**2019-20 Daemen Men's Basketball
Individual Career Summaries
All games**

Page 9/10
as of Dec 02, 2019

WALLACE, Joey

SEASON	TEAM	GP-GS	MIN/AVG	Field Goals		3-Point		F-Throws		Rebounds									Scoring	
				FG-FGA	FG%	3FG-FGA	3FG%	FT-FTA	FT%	OFF	DEF	TOT	AVG	PF-FO	AST	TO	BLK	STL	PTS	AVG
2015-16	SCSU	30-23	802/26.7	84-195	.431	29-81	.358	34-60	.567	47	78	125	4.2	71-1	98	55	3	27	231	7.7
2016-17	SCSU	28-24	942/33.6	102-243	.420	26-78	.333	68-89	.764	37	123	160	5.7	69-1	129	93	13	41	298	10.6
2017-18	SCSU	3-3	103/34.3	13-34	.382	3-9	.333	3-8	.375	9	12	21	7.0	7-0	8	13	1	7	32	10.7
2018-19	SCSU	24-12	712/29.7	77-167	.461	20-60	.333	21-34	.618	44	85	129	5.4	61-0	42	33	8	22	195	8.1
2019-20	Daemen	9-9	277/30.7	34-83	.410	8-34	.235	27-31	.871	15	35	50	5.6	23-0	23	25	1	11	103	11.4
TOTAL FOR Daemen		9-9	277/30.7	34-83	.410	8-34	.235	27-31	.871	15	35	50	5.6	23-0	23	25	1	11	103	11.4
TOTAL		94-71	2836/30.2	310-722	.429	86-262	.328	153-222	.689	152	333	485	5.2	231-2	300	219	26	108	859	9.1

Single Game Highs

Statistic	Value	
Points	22	vs Saint Rose 02/09/19
Rebounds	13	at St. Anselm 03/03/19
Assists	10	vs Merrimack 01/10/17
Steals	4	vs St. Anselm 01/14/17, at Saint Michael's 12/10/15
Blocks	4	at LIU Post 01/02/19
FG Made	9	at Le Moyne 11/18/17
FG Attempts	17	at Le Moyne 11/18/17, at Saint Michael's 12/10/15
3FG Made	5	at Saint Michael's 12/10/15
3FG Attempts	11	at Saint Michael's 12/10/15
FT Made	10	vs Wilmington (DE) 11/23/19
FT Attempts	11	at USciences 11/19/16, vs Wilmington (DE) 11/23/19



**2019-20 Daemen Men's Basketball
Individual Career Summaries
All games**

Page 10/10
as of Dec 02, 2019

WILLIAMS, Donte'

				Field Goals		3-Point		F-Throws		Rebounds										Scoring	
SEASON	TEAM	GP-GS	MIN/AVG	FG-FGA	FG%	3FG-FGA	3FG%	FT-FTA	FT%	OFF	DEF	TOT	AVG	PF-FO	AST	TO	BLK	STL	PTS	AVG	
2018-19	CUP	21-17	657/31.3	82-185	.443	27-95	.284	34-53	.642	34	76	110	5.2	47-0	15	37	21	21	225	10.7	
2019-20	Daemen	9-0	65/7.3	12-19	.632	5-11	.455	0-0	.000	2	7	9	1.0	7-0	4	4	0	1	29	3.2	
TOTAL FOR Daemen		9-0	65/7.3	12-19	.632	5-11	.455	0-0	.000	2	7	9	1.0	7-0	4	4	0	1	29	3.2	
TOTAL		30-17	723/24.1	94-204	.461	32-106	.302	34-53	.642	36	83	119	4.0	54-0	19	41	21	22	254	8.5	

Single Game Highs

Statistic	Value	
Points	19	vs Bloomsburg 12/18/18, vs Slippery Rock 01/09/19
Rebounds	12	at Slippery Rock 02/02/19
Assists	4	at Gannon 01/05/19
Steals	4	at Slippery Rock 02/02/19
Blocks	2	6 times
FG Made	7	vs Gannon 02/13/19
FG Attempts	16	at Indiana (PA) 01/23/19
3FG Made	3	at Millersville 12/01/18, vs East Stroudsburg 12/19/18
3FG Attempts	9	vs Gannon 02/13/19
FT Made	7	vs Slippery Rock 01/09/19
FT Attempts	10	vs Slippery Rock 01/09/19