



DAEMEN MEN'S BASKETBALL 2019-20 GAME NOTES



TWO-TIME EAST COAST CONFERENCE REGULAR SEASON CHAMPIONS // 2014 • 2019

SCHEDULE & RESULTS

(H: 8-0, A: 2-0, N: 1-1)

OCTOBER

24	@ Buffalo #	L, 111-73
26	@ Syracuse #	L, 90-71
29	Mohawk #	W, 116-54

NOVEMBER (8-1)

1	#1 NW Mo. St. %	L, 85-65
2	Mo. Western St. %	W, 68-64
8	Felician \$	W, 95-80
9	Nyack \$	W, 80-74
14	Mercyhurst	W, 67-65
16	#4 West Liberty	W, 98-83
19	Le Moyne	W, 89-79
23	Wilmington !	W, 83-81
30	@ U. Sciences	W, 83-57

DECEMBER (3-0)

4	Salem	W, 89-59
7	Roberts Wesleyan *	W, 96-70
13	@ Mercy *	W, 103-59
15	@ St. Thomas Aquinas *	3 PM
19	@ St. Rose	1 PM

JANUARY (0-0)

1	@ St. Anselm	1 PM
2	@ St. Michael's	1 PM
4	@ Stonehill	1 PM
10	Queens *	8 PM
12	Bridgeport *	3 PM
19	@ Dist. Columbia *	3 PM
24	Molloy *	8 PM
26	New York Tech *	3 PM

FEBRUARY (0-0)

1	@ Roberts Wesleyan *	4 PM
7	@ Bridgeport *	8 PM
9	@ Queens *	1:30 PM
14	St. Thomas Aquinas *	8 PM
16	Mercy *	3 PM
21	Dist. Columbia *	8 PM
28	@ Molloy *	7 PM

MARCH (0-0)

1	@ New York Tech *	3:30 PM
---	-------------------	---------

denotes exhibition

% denotes SCB Hall of Fame Classic

\$ denotes ECC-CACC Challenge

! denotes game played at KeyBank Center

* denotes East Coast Conference

ATHLETIC COMMUNICATIONS

Mike Miranto

Sr. Associate A.D., Operations & Communications

Email: mmiranto@daemen.edu

Office: 716-839-8385

Cell: 716-471-7626

Twitter: @coachmiranto

Website: daemenwildcats.com

#8/#8 DAEMEN WILDCATS

(11-1, 2-0 ECC)



@DaemenMBB

Head Coach: Mike MacDonald (St. Bona. '88)

Record at Daemen: 116-44 (6th season)

Record Overall: 372-270 (23rd season)



#24/#17 STAC SPARTANS

(1-8, 0-1 ECC)

@STACBasketball

Head Coach: Tobin Anderson (Wesleyan '95)

Record at STAC: 151-51 (7th season)

Record Overall: 336-180 (19th season)

GAMEDAY INFO

Date _____ December 15, 2019
Time _____ 3:00 PM
Venue _____ Spartan Gymnasium
Location _____ Sparkill, NY
Live Stream _____ ECC Network
Live Stats _____ stacathletics.com

BY THE NUMBERS

Category	DC	STAC
Scoring Off.	84.7	79.7
Scoring Def.	71.3	68.0
FG% Offense	.491	.459
FG% Defense	.421	.421
3pt FG% Off.	.374	.350
3pt FG% Def.	.339	.308
Rebounds/Game	40.5	39.6
Turnovers/Game	15.8	15.2

FASTBREAK POINTS: 10 THINGS TO KNOW ABOUT THE GAME

1. Two of the premier teams in the East Coast Conference and the NCAA Division II East Region will meet Sunday afternoon in the Hudson Valley as #8/#8 Daemen visits #24/#17 St. Thomas Aquinas. The Wildcats and Spartans rank as the winningest teams in the ECC, as well as among all of New York State's Division II programs since the start of the 2014-15 season.

2. The Wildcats bring an 11-game winning streak into the contest - the longest of their NCAA Division II era (2015-present), and presently tied for the longest active streak in the country across all NCAA divisions. It's Daemen's fourth winning streak of at least nine games since the start of the 2018-19 season.

3. Daemen extended their winning streak on Friday night with a 103-59 rout of Mercy. The Wildcats got scoring from 12 different players, four of whom reached double figures. **Andrew Sischo** paced the bunch, scoring 18 of his 26 points in the second half as Daemen erupted for a season-high 58 points in the period. The Wildcats topped the century mark for the first time since a 108-63 win over LIU Post last February.

4. St. Thomas Aquinas has won nine of their first 10 games this season. Their lone defeat came Nov. 25 against Dominican, a team that's back in the top-25 rankings for the first time in several seasons. STAC has rebounded with three straight wins since, including an 82-58 rout of Roberts Wesleyan on Friday night.

5. Daemen is a top-10 ranked team in both Division II national polls for the first time in program history. The Wildcats have been ranked in 12 consecutive NABC top-25 polls, rising to No. 8 this week. Daemen is also ranked eighth in the D2SIDA national media poll. Both positions represent Daemen's highest ascent up the national rankings.

6. Sunday's game marks the 12th meeting between Daemen and STAC since the 2015-16 season. The teams have met in conference tournament play three times in recent seasons, in addition to their annual regular season contests. The Wildcats and Spartans split their season series last year, with each winning on their home floor. Three of the last four meetings have been decided by seven points or less.

7. Daemen has won four straight games by 25+ points - their longest such streak since the first four games of the 2012-13 season when the team was playing an independent schedule while beginning their transition to NCAA membership.

8. **Breon Harris** made his return to the Wildcats' lineup Friday at Mercy after missing the previous three games. Harris, who is second on the team in scoring (12.0 ppg), came off the bench to contribute 11 points and three steals. His production helped Daemen's bench outscore the Mercy reserves 52-15 in the game.

9. **Joey Wallace** has made an immediate impact in his first season for the Wildcats, averaging 10.5 points, 5.9 rebounds and a team-high 3.3 assists per game. He is one of only two players in the ECC (also Bridgeport's Bakary Camara) to rank among in league's top 25 for scoring, top 15 for rebounding and top 10 for assists.

10. Since Dec. 31, 2017, Daemen is 52-9. St. Thomas Aquinas is one of two teams (also Bridgeport) to own two wins over Daemen in that span.

PROBABLE LINEUP

STARTING FIVE	HT	YR	HOMETOWN	GP/GS	PPG	RPG	APG	MPG
G 5 Jay Sarkis	6-1	R-Sr.	Rochester, N.Y.	10/10	7.6	1.7	2.9	31.7
G 12 Kyle Harris	6-3	Jr.	Buffalo, N.Y.	12/6	7.3	2.8	1.3	21.5
C 22 Andrew Sischo	6-9	R-Jr.	Guilford, N.Y.	12/12	25.4	13.6	1.8	34.1
F 23 Joey Wallace	6-4	R-Sr.	Rochester, N.Y.	12/12	10.5	5.9	3.3	29.3
F 44 Jeff Redband	6-7	R-Sr.	Batavia, N.Y.	12/12	10.8	4.0	1.6	29.7

OFF THE BENCH (NEXT FIVE)

G 2 Breon Harris	5-9	Sr.	Niagara Falls, N.Y.	8/7	12.0	4.6	2.9	26.4
G 15 Keith Slack	5-8	Fr.	Rochester, N.Y.	11/1	6.8	1.7	1.3	15.2
F 25 Ryan Bradley	6-7	R-Fr.	Niagara Falls, N.Y.	8/0	3.8	2.9	0.8	11.5
G 10 Donte Williams	6-4	R-Sr.	Buffalo, N.Y.	12/0	2.4	1.0	0.3	7.3
G 3 Tajmin Holt	6-3	R-So.	Rochester, N.Y.	12/0	1.7	0.9	0.5	6.7


NUMERICAL ROSTER

No.	Name	Yr.	Pos.	Ht.	Wt.	Hometown / High School / Previous School
2	Breon Harris	Sr.	G	5-9	170	Niagara Falls, N.Y. / Niagara Falls
3	Tajmin Holt	R-So.	G	6-3	200	Rochester, N.Y. / Rochester Early College
4	Jeffrey Duah	Sr.	G	5-7	185	Bronx, N.Y. / South Bronx
5	Jay Sarkis	R-Sr.	G	6-1	175	Rochester, N.Y. / Greece Athena
10	Donte' Williams	R-Sr.	G/F	6-4	180	Buffalo, N.Y. / Bishop Timon-St. Jude / California (Pa.)
11	Trevor Book	So.	G	6-4	175	North Tonawanda, N.Y. / North Tonawanda
12	Kyle Harris	Jr.	G	6-3	180	Buffalo, N.Y. / Park School / Erie Community College
14	Da'Shawn Hines	R-So.	G	5-10	170	Amherst, N.Y. / Amherst
15	Keith Slack	Fr.	G	5-8	155	Rochester, N.Y. / Gates Chili
20	Ryan Salzberg	Fr.	G	6-4	180	Manlius, N.Y. / Bridgton Academy
21	Josiah Chandler	Fr.	G	6-0	180	New York City, N.Y. / LaSalle Academy
22	Andrew Sischo	R-Jr.	C	6-9	240	Guilderland, N.Y. / Guilderland
23	Joey Wallace	R-Sr.	G	6-4	205	Rochester, N.Y. / Immaculate / Southern Connecticut State
24	Ziv Basden	R-So.	F	6-5	195	Nassau, Bahamas / Redemption Christian
25	Ryan Bradley	R-Fr.	F	6-7	190	Niagara Falls, N.Y. / Canisius
30	Patrick Higgins	Fr.	G	5-10	180	Pennington, N.Y. / The Pennington School
33	Joey Atkins	So.	G/F	6-4	175	Watervliet, N.Y. / Watervliet / Jefferson
34	Chris Luke	Jr.	C	7-0	250	Cortland, N.Y. / Cortland / Niagara County Community College
44	Jeff Redband	R-Sr.	F	6-7	180	Batavia, N.Y. / Batavia
51	Justin Poupmy	Fr.	G	5-10	160	Buffalo, N.Y. / St. Francis


RADIO/TV ROSTER



#2
Breon Harris
G ● Sr. ● 5-9
Niagara Falls, N.Y.
Niagara Falls




#3
Tajmin Holt
G ● R-So. ● 6-3
Rochester, N.Y.
Rochester Early College



#4
Jeffrey Duah
G ● Jr. ● 5-7
Bronx, N.Y.
South Bronx



#5
Jay Sarkis
G ● R-Sr. ● 6-1
Rochester, N.Y.
Greece Athena



#10
Donte' Williams
G/F ● R-Sr. ● 6-4
Buffalo, N.Y.
Bishop Timon/St. Jude



#11
Trevor Book
G ● So. ● 6-4
N. Tonawanda, N.Y.
N. Tonawanda



#12
Kyle Harris
G ● Jr. ● 6-e
Buffalo, N.Y.
Park School



#14
DaShawn Hines
G ● R-So. ● 5-10
Amherst, N.Y.
Amherst



#15
Keith Slack
G ● Fr. ● 5-8
Rochester, N.Y.
Gates Chili



#20
Ryan Salzberg
G ● Fr. ● 6-4
Manlius, N.Y.
Bridgton Academy



#21
Josiah Chandler
G ● Fr. ● 6-0
New York City, N.Y.
LaSalle Academy



#22
Andrew Sischo
C ● R-Jr. ● 6-9
Guilderland, N.Y.
Guilderland



#23
Joey Wallace
G ● R-Sr. ● 6-4
Rochester, N.Y.
Immaculate



#24
Ziv Basden
F ● R-So. ● 6-5
Nassau, Bahamas
Redemption Christian



#25
Ryan Bradley
F ● R-Fr. ● 6-7
Niagara Falls, N.Y.
Canisius



#30
Patrick Higgins
G ● Fr. ● 5-10
Pennington, N.Y.
The Pennington School




#33
Joey Atkins
G/F ● So. ● 6-4
Watervliet, N.Y.
Watervliet



#34
Chris Luke
C ● Jr. ● 7-0
Cortland, N.Y.
Cortland



#44
Jeff Redband
F ● R-Sr. ● 6-7
Batavia, N.Y.
Batavia



#51
Justin Poupmy
G ● Fr. ● 5-10
Buffalo, N.Y.
St. Francis

QUICK FACTS

Name of School.....Daemen College
 City / Zip.....Amherst, N.Y. / 14226
 Founded.....1947 (as Rosary Hill College)
 Enrollment.....2,636
 School Colors.....Medium Blue, Gray & White
 Nickname.....Wildcats
 Arena.....Lumsden Gymnasium
 Capacity.....1,000
 Affiliation.....NCAA Division II
 Conference.....East Coast Conference (ECC)
 President.....Dr. Gary A. Olson
 Athletic Director.....Traci Murphy
 Athletic Department Phone.....(716) 839-8346
 Athletics Website.....daemenwildcats.com

COACHING STAFF

Head Coach.....Mike MacDonald
 Alma Mater, Yr.....St. Bonaventure, '88
 Record at Daemen (years).....116-44 (6)
 Career Record (years).....372-270 (23)
 Office Phone.....(716) 839-8380
 Assistant Coach.....Ryan Grandits
 Assistant Coach.....Matt Dyrek
 Assistant Coach.....Jordan Glover
 Athletic Trainer (Asst. A.D. for Sports Med./Perf.).....Jeff Sage
 Strength & Conditioning Coach.....Katie Eschner

TEAM INFORMATION

2019-20 Record.....11-1
 ECC Record / Place in Standings.....2-0 / Tied-1st
 Starters Returning / Lost.....4 / 1
 Letterwinners Returning / Lost.....10 / 5
 Newcomers (Freshmen / Transfers).....10 (5 / 5)

TEAM HISTORY

First year of modern era.....1986-87
 Overall Record.....565-436
 NAIA membership.....1986-87 to 2011-12
 American Midwest Conference.....2001-02 to 2011-12
 NAIA Tournament Appearances.....4
 NAIA Era Record / Seasons.....401-379 / 26
 USCAA membership.....2012-13 to 2014-15
 USCAA Tournament Appearances.....3
 USCAA Championships / Year.....1 / 2015
 USCAA Era Record / Seasons.....69-23 / 3
 NCAA Division II transition period.....2012-13 to 2014-15
 NCAA Division II membership.....2015-16 to Present
 East Coast Conference.....2013-14 to Present
 East Coast Conference Record / Seasons.....89-27 / 7
 NCAA Tournament Appearances / Years.....1 / 2019
 NCAA Era Record / Seasons.....95-34 / 5

2019-20 AWARDS

Andrew Sischo.....ECC Preseason Player of the Year
 2x USBWA Men's Division II National Player of the Week
 3x ECC Player of the Week
 2x ECC Defensive Player of the Week
 SCB National Hall of Fame Classic All-Tournament Team
 ECC-CACC Challenge MVP
 Jeff Redband.....ECC Player of the Week
 Joey Wallace.....2x ECC Defensive Player of the Week
 Ryan Bradley.....ECC Rookie of the Week
 Jay Sarkis.....ECC-CACC Challenge All-Tournament Team
 Breon Harris.....ECC-CACC Challenge All-Tournament Team

ST. THOMAS AQUINAS SCOUTING REPORT

- St. Thomas Aquinas is led by veteran head coach Tobin Anderson who has developed the Spartans into one of the premier programs in the East Coast Conference and the NCAA Division II East Region.
- Now in his seventh season at STAC, Anderson has led the program to a 151-51 overall record, a 99-24 ECC record, three ECC tournament titles and four NCAA tournament berths. The Spartans have finished either first or second in the ECC standings in each of the last five seasons.
- The Spartans return 10 players from their 2018-19 team, including four who started at least 14 games.
- Osbel Caraballo (1st team), Demetre Roberts (2nd team) and Sekou Cisse (3rd team) all return after earning All-ECC honors last winter. Cisse leads the team in scoring (16.4 ppg) and rebounding (8.6 rpg). Roberts (14.1 ppg, 3.7 apg) and Caraballo (13.5 ppg, 7.0 rpg) are producing again too.
- The Spartans get additional production from Louis Griffith (8.8 ppg), Grant Singleton (8.7 ppg, 2.3 spg), Jamar Sudan (6.9 ppg, 5.9 rpg) and Kevin Lynch (7.0 rpg).
- STAC was picked second in the ECC preseason coaches' poll, and they are presently ranked in both Division II national polls (NABC #24, D2SIDA #17).
- STAC's lone loss this season came Nov. 25 against their Hudson Valley neighbors Dominican, a result that snapped the Spartans' 12-game home winning streak. They've won three straight games since then, including an 82-58 defeat of Roberts Wesleyan on Friday night.
- The Spartans have won 44 of their last 49 home games dating back to the start of the 2016-17 season.

SERIES HISTORY VS. ST. THOMAS AQUINAS

All-Time Series STAC 14-5
 At Daemen STAC 6-3
 At STAC STAC 5-2
 At Neutral Site STAC 3-0

Current Streak STAC won 1
 Last 5 Games STAC leads 3-2

Daemen

Most Points 87, 01/16/15
 Largest Victory 7, 02/02/18

STAC

Most Points 95, 01/16/15
 Largest Victory 34, 02/15/17

LAST 15 GAMES VS. ST. THOMAS AQUINAS

Date	Site	Result
02/22/19	A	L, 75-60
01/25/19	H	W, 82-79 (OT)
03/03/18	N	L, 60-57
02/02/18	A	W, 73-66
12/08/17	H	L, 83-73
03/04/17	N	L, 85-66
02/15/17	A	L, 84-50
01/04/17	H	W, 67-64
03/06/16	N	L, 80-63
02/11/16	A	L, 86-62
01/07/16	H	L, 85-66
02/20/15	H	L, 85-78
01/16/15	A	L, 95-87
01/24/14	H	W, 69-65
01/04/14	A	W, 79-75

CURRENT ROSTER VS. ST. THOMAS AQUINAS

Player	GP	PPG	RPG	Series High Pts
B. Harris	5	8.6	3.6	14 @ STAC (02/02/18)
Holt	1	0.0	0.0	-
Duah	0	-	-	-
Sarkis	8	5.6	2.3	14 vs. STAC (12/08/17)
Williams	0	-	-	-
K. Harris	0	-	-	-
Hines	1	0.0	0.0	-
Slack	0	-	-	-
Salzberg	0	-	-	-
Sischo	5	13.6	10.4	26 vs. STAC (01/25/19)
Wallace	1	14.0	2.0	14 vs. STAC (03/12/15)
Basden	1	3.0	0.0	3 @ STAC (02/22/19)
Bradley	0	-	-	-
Luke	0	-	-	-
Redband	8	9.3	2.9	15 @ STAC (02/02/18)

DAEMEN - ECC HISTORY

Season	ECC Record	ECC Finish	Postseason
2013-14	17-3	1st / 11	N/A
2014-15	13-7	3rd / 11	N/A
2015-16	14-6	2nd / 11	Finals
2016-17	12-6	T-3rd / 10	Semifinals
2017-18	15-3	T-2nd / 10	Semifinals
2018-19	16-2	1st / 10	Semifinals
2019-20	2-0	-	-

Daemen All-Time ECC Record: 89-27 (.767)
[Home: 49-9 (.845) | Away: 40-18 (.690)]

CURRENT ECC TEAMS SINCE 2013-14 SEASON

Team	Overall Record	ECC Record
St. Thomas Aq.	151-51	92-24
DAEMEN	137-51	89-27
Bridgeport	123-65	84-31
Molloy	94-92	66-49
Roberts Wes.	66-110	38-78
Dist. Columbia	63-114	43-73
Queens	57-111	49-66
Mercy	45-128	26-91
NY Tech	44-132	33-82

ECC 30TH ANNIVERSARY

The East Coast Conference is celebrating 30 years as an NCAA Division II conference throughout the 2019-20 season.

"It is my honor to be Commissioner as the East Coast Conference, and before that the New York Collegiate Athletic Conference, celebrates its 30th year as an NCAA Division II athletic association," said ECC Commissioner, Dr. Robert Dranoff. "This is an athletic conference that can truly boast about success in the classroom, on the playing field, and in the community. We are proud of all the student-athletes, coaches, and administrators who have made their mark in so many ways, contributing to their institutions and to the ECC and NCAA."

The ECC was formed during the 1989-90 season under its former name, the New York Collegiate Athletic Conference. The league started with 10-members competing in nine sports (men's basketball, baseball, softball, men's soccer, men's and women's tennis, men's and women's cross country, and men's golf).

The ECC currently has 10 member institutions in New York, Connecticut, and Washington, D.C. Four charter members, Mercy College, Molloy College, New York Tech, and Queens College, have competed in the conference throughout its 30 years. In all, 20 institutions have called the ECC home since its inception.

Rebranded as the East Coast Conference before the 2006-2007 season, the league has grown to currently offer 19 championship sports, 10 of which have access to automatic bids into the NCAA Championship. The ECC has been home to 23 Division II National Championship teams and one individual National Championship, as well.



2019-20 EAST COAST CONFERENCE PRESEASON POLL

	PTS.	2018-19 RECORD
1. DAEMEN (8)	80	24-6, 16-2 ECC
2. St. Thomas Aquinas (1)	72	25-7, 15-3 ECC
3. Bridgeport	64	18-13, 11-7 ECC
4. Molloy	53	21-10, 14-4 ECC
5. Dist. Columbia	40	15-14, 8-10 ECC
6. Roberts Wesleyan	28	16-14, 10-8 ECC
T7. New York Tech	23	3-24, 3-15 ECC
T7. Queens	23	7-12, 7-11 ECC
9. Mercy	22	8-18, 6-12 ECC
() - First Place Votes		

2019-20 EAST COAST CONFERENCE STANDINGS

	CONFERENCE		OVERALL			
	W-L	PCT	W-L	PCT	Streak	Last 10
DAEMEN	2-0	1.000	11-1	.917	W-11	10-0
St. Thomas Aquinas	2-0	1.000	9-1	.900	W-3	9-1
Bridgeport	1-0	1.000	5-2	.714	W-1	5-2
Molloy	1-0	1.000	4-5	.444	L-1	4-5
Queens	1-0	1.000	2-8	.200	W-1	2-8
New York Tech	0-1	.000	1-10	.091	L-2	1-9
Dist. Columbia	0-2	.000	4-7	.364	L-6	4-6
Roberts Wesleyan	0-2	.000	2-8	.200	L-2	2-8
Mercy	0-2	.000	1-9	.100	L-4	1-9

ECC STATISTICAL RANKS

Scoring Offense	1st (84.7)
Scoring Defense	2nd (71.3)
FG Percentage	1st (.491)
FG Percentage Defense	1st (.421)
Free Throw Percentage	2nd (.744)
3pt FG Percentage	2nd (.374)
3pt FG Percentage Defense	3rd (.339)
3pt FG Made	1st (10.2)
Offensive Rebounds	4th (12.2)
Defensive Rebounds	3rd (28.3)
Total Rebounds	2nd (40.5)
Rebounding Margin	1st (+9.6)
Blocked Shots	2nd (3.8)
Assists	4th (15.1)
Steals	5th (6.7)

DAEMEN VS. CONFERENCES

vs. Central Atlantic Collegiate Conf.	4-0
vs. East Coast Conf.	2-0
vs. Mid-America Intercollegiate Athletics Assoc.	1-1
vs. Mountain East Conf.	1-0
vs. NCAA Div. II Independent	1-0
vs. Northeast 10 Conf.	1-0
vs. Pennsylvania State Athletic Conf.	1-0

WHAT A RIDE

The 2018-19 season was one for the record books at Daemen as the Wildcats captured their second East Coast Conference regular season title, sat atop the regional rankings for much of the campaign, ascended into the top-25 national polls for the first time as an NCAA Division II member and garnered the program's first-ever NCAA Tournament bid. The Wildcats rattled off wins in 11 of their first 12 games, including a 78-72 defeat of previously unbeaten St. Anselm who came into the Jan. 2 contest ranked No. 4 in both Division II national polls. Daemen embarked on a 10-game winning streak beginning in mid-January, a stretch that vaulted them to the top of the regional poll and as high as No. 10 (D2SIDA) and No. 13 (NABC) in the top-25 national polls. It marked the Wildcats' longest winning streak since the 2013-14 season when they won 14 consecutive games. The Wildcats wrapped up the ECC regular season title with a 93-71 defeat of Bridgeport on March 3. They entered the ECC Championship tournament as the No. 1 seed, but were upset by fourth-seeded Bridgeport in game played at UB's Hubbell Gymnasium. Despite the conference tournament loss, Daemen was awarded an at-large bid to the NCAA Tournament, earning the No. 5 seed to the East Region Championship. They made their

NCAA tourney debut March 16, but saw their season come to an end with a 72-67 loss to fourth-seeded New Haven. The team's 24 wins this season were the most since their transition to NCAA Division II.

GREAT ECC-XPECTATIONS

For the first time since joining the East Coast Conference, the league's coaches have predicted a first-place finish for Daemen. The Wildcats sit atop the 2019-20 ECC preseason poll which was released in late October. Daemen amassed 80 total points in the poll, grabbing eight of nine first-place votes. St. Thomas Aquinas College picked up the remaining first-place vote, finishing with 72 points in the poll to sit at No. 2. The University of Bridgeport (64 points) and defending ECC tournament champion Molloy College (53 points) round out the top four teams. Daemen holds an 87-27 all-time record in ECC contests dating back to the 2013-14 season. Only St. Thomas Aquinas (89-24) holds more wins in ECC games during that time frame. The Wildcats have finished third or better in all six seasons since joining the league.



MIKE MACDONALD

HEAD COACH • SIXTH SEASON • ST. BONAVENTURE, '88

The 2019-20 season will mark Mike MacDonald's sixth year as the Head Men's Basketball Coach at Daemen College. All he's done over the last half-decade is lead the Wildcats to the second-most wins among all Division II programs in New York State. Since being introduced as the sixth head coach in the modern history of the program on September 16, 2014, MacDonald has guided the Wildcats to a 105-43 overall record, wins in nearly 75 percent of their conference games (70-24 record) and five top-three finishes in the East Coast Conference standings.

MacDonald holds more than 30 years of collegiate coaching experience, including the last 22 as a head coach. In that time, he's compiled a record of 361-269 (.573 winning percentage) as a head coach, while also graduating 83 of the 86 seniors he has ever coached.

The 2018-19 season was the team's finest since transitioning to the NCAA Division II level. MacDonald led the Wildcats to a 24-6 record and the program's second ECC regular-season title. The Wildcats spent a combined 16 weeks ranked in the National Association of Basketball Coaches (NABC) and Division II Sports Information Directors of America (D2SIDA) top-25 national polls, and earned their first-ever NCAA tournament berth.

MacDonald recorded milestones and received several accolades along the way in 2018-19. His 350th career win came in dramatic fashion on January 18 as junior guard Breon Harris scored five points in the final 21 seconds to lift the Wildcats past Mercy 75-74. His 100th win at Daemen came February 10, placing MacDonald among an elite fraternity of coaches who have achieved at least 100 wins while coaching in each of the NCAA's three divisions. That achievement propelled him to HoopDirt.com Division II Coach of the Week honors, and he went on to be named the ECC Coach of the Year, the NABC District Coach of the Year and the Basketball Coaches Association of New York (BCANY) Division II Coach of the Year.

The Wildcat faithful become familiar with MacDonald's fiery style during the 2014-15 season as the veteran mentor guided Daemen to its fourth straight 20-win season, including a 13-7 mark in the East Coast Conference, good for a third-place finish in the final league standings. The fireworks got started before the season even officially began as MacDonald led the Wildcats to an 83-81 win in overtime over Canisius College in an exhibition game on November 11, 2014 at the Koessler Athletic Center. It was Daemen's first-ever victory against an NCAA Division I opponent.

MacDonald's official Daemen debut came just days later as his Wildcats walloped Concordia College (N.Y.), 88-50, in the opening round of the ECC-CACC Challenge before a raucous home crowd at Lumsden Gymnasium. MacDonald would go on to lead the team to wins in his first nine home games, extending the program's NCAA Division II-best home-court winning streak to 44 consecutive before a buzzer-beating three-pointer in overtime by eventual ECC Player of the Year Darian Hooker lifted N.Y. Institute of Technology past Daemen (85-84) to snap the streak on January 24, 2015.

Despite losing two starters to season-ending injuries, including first-team All-ECC selection Torrence Dyck, MacDonald helped the Wildcats advance to the postseason. With Daemen's teams still ineligible for ECC and/or NCAA Division II postseason, Daemen elected to partake in the United States Collegiate Athletic Association (USCAA) Division I National Championships in Uniontown, Pa., entering the tournament as the No. 1 overall seed. While there, MacDonald guided Daemen to wins over No. 8 Indiana-South Bend (69-63), No. 4 Concordia College (Ala.) (68-63) and No. 3 Rochester College (Mich.) (77-53) to capture the program's first USCAA national title, riding USCAA Division I Player of the Year and National Championships MVP Gerald Beverly to the tourney crown.

At the conclusion of the 2014-15 season, MacDonald was named the BCANY Division II Coach of the Year.

The 2015-16 season marked Daemen's first as a full-fledged NCAA Division II member, and it presented its share of challenges. Starting guards Supreme Hannah and Nick Petrucelli were lost to season-ending injuries, but that didn't stop MacDonald from leading the team to new and unprecedented heights. After opening the season with just three wins in their first eight outings, the Wildcats hit their stride after the calendar turned to January, scoring 15 wins in the final 19 games of the regular season.

A 94-81 win over Mercy on January 9 jump-started what turned out to be a nine-game winning streak. Included in the string was a miraculous 98-96 win over Roberts Wesleyan on January 12. Dyck's driving layup with four seconds remaining gave Daemen the lead after erasing a 22-point deficit over the final six minutes of the contest.

Daemen's 14-6 league record was good for a second-place finish in the final regular season standings, earning them the No. 2 seed and a bye into the semifinal round of the ECC Tournament which would mark the program's first-ever postseason berth at the NCAA Division II level. Taking on sixth-seeded Mercy in the semis, Daemen came through with a 103-102 win in overtime, advancing to the tournament finals. There, the Wildcats' season came to an end against top-seeded St. Thomas Aquinas.

The 2016-17 season saw MacDonald lead the Wildcats to 5-0 start out of the gates, including the veteran coach's 300th career win which came at Edinboro University (90-79) on November 23.

MacDonald's team would rebound from a four-game slide to rattle off 11 wins in 13 outings between mid-December and early-February. Included in the stretch was a 67-64 win over No. 23 St. Thomas Aquinas on January 4 - the Wildcats' first-ever victory against a ranked opponent at the NCAA Division II level. The Wildcats would go on to close the regular season at 18-8 overall and 12-6 in ECC play; the team's 12 league wins placed them fourth in the final ECC regular season standings.

Making their second straight ECC Tournament appearance, MacDonald led the Wildcats to a 73-71 win over fifth-seeded District of Columbia in the opening round. The win pushed the Wildcats' home record to 14-2 on the season, tying the team record for home wins in a season. The 2016-17 campaign came to an end in the semifinal round of the tournament where top-seeded St. Thomas Aquinas emerged victorious.

Before arriving at Daemen, MacDonald spent eight years leading the men's basketball team at Medaille College (2006-14) where he transformed the program into a regional contender at the NCAA Division III level. Inheriting a program that went 4-46 in the two years prior to his arrival, MacDonald's version of the Mavericks averaged 18 wins per season, while advancing to the postseason six times.

THE MACDONALD FILE

Daemen College
Head Coach (2014-Present)

Medaille College
Head Coach (2006-14)

Canisius College
Head Coach (1997-06)

Canisius College
Assistant Coach (1988-97)

MACDONALD YEAR-BY-YEAR

1997-98.....	13-14, 9-9 MAAC
1998-99.....	15-12, 11-7 MAAC
1999-00.....	10-20, 8-10 MAAC
2000-01.....	20-11, 9-9 MAAC
2001-02.....	10-20, 5-13 MAAC
2002-03.....	10-18, 6-12 MAAC
2003-04.....	10-20, 5-13 MAAC
2004-05.....	11-18, 8-10 MAAC
2005-06.....	9-20, 6-12 MAAC
2006-07.....	11-14, 7-11 AMCC
2007-08.....	15-13, 9-9 AMCC
2008-09.....	21-7, 14-4 AMCC
2009-10.....	23-5, 16-4 AMCC
2010-11.....	21-8, 15-3 AMCC
2011-12.....	25-3, 17-1 AMCC
2012-13.....	18-11, 13-5 AMCC
2013-14.....	14-12, 13-5 AMCC
2014-15.....	21-10, 13-7 ECC
2015-16.....	19-10, 14-6 ECC
2016-17.....	19-9, 12-6 ECC
2017-18.....	22-8, 15-3 ECC
2018-19.....	24-6, 16-2 ECC
2019-20.....	11-1, 2-0 ECC

OVERALL RECORD.....372-270 (.579)

CANISIUS RECORD.....108-153 (.414)

MEDAILLE RECORD.....148-73 (.670)

DAEMEN RECORD.....116-44 (.725)

GAME #13 // DAEMEN VS. ST. THOMAS AQUINAS // DEC. 15, 2019 // SPARTAN GYMNASIUM

Medaille's emergence as a Division III power in the Northeast was cemented in MacDonald's final five seasons there, as he led the Mavericks to more wins (101) than any other Division III team in New York State, while ranking 17th nationally in wins during the same time frame.

MacDonald was named the Allegheny Mountain Collegiate Conference Coach of the Year on four occasions (2006-07, 2008-09, 2009-10, 2011-12). He left Medaille as the school's all-time leader in wins (148) and winning percentage (.670).

Prior to his stint at Medaille, MacDonald served as the head coach at Canisius College from 1997-2006, guiding the Golden Griffins to 108 wins which ranks him third in program history for coaching victories. While there, he was one of only five coaches in that program's storied history to orchestrate a 20-win season, and was named the 2000-01 BCANY Division I Co-Coach of the Year.

Before being elevated to the head coaching post at Canisius, MacDonald had been the Golden Griffins' top assistant coach under John Beilein, now the head coach of the NBA's Cleveland Cavaliers. In that role, MacDonald helped Canisius reach the 1996 NCAA Tournament in addition to two National Invitational Tournament appearances.

In addition to his coaching accomplishments, MacDonald brings a strong connection to the local community. His teams have been active with a number of community organizations in the greater Buffalo community and beyond, including the Boys and Girls Clubs of Buffalo, Blessed Sacrament Athletic Club and Coaches vs. Cancer. MacDonald and several of his players have also worked with the Drug Enforcement Administration and Mayor Byron Brown's office on the "Game Changers" program which provides academic and athletic opportunities for inner-city youths during the summer months.

A 1988 graduate of Saint Bonaventure University, MacDonald resides in Amherst with his wife Maura (nee Heary). The couple has raised four children - Matthew, Patrick, Nicholas and Mark. Matthew served as team captain during his collegiate career at the University of Pennsylvania and is now a player development assistant with the Brooklyn Nets. Patrick was a Division III All-American while playing at the State University of New York Maritime College, and is now enlisted in the United States Navy. Nicholas is a freshman on the basketball team at Niagara University.



MACDONALD VS. OPPONENTS (Daemen tenure only)

Bridgeport.....	5-6	Lake Erie.....	1-1	Roberts Wesleyan.....	12-0
Caldwell.....	2-0	Le Moyne.....	1-0	Rochester (Mich.).....	1-0
Concordia (Ala.).....	1-0	LIU Post.....	7-3	Saint Anselm.....	1-0
Concordia (N.Y.).....	1-0	Mercy.....	12-0	Saint Edward's.....	1-1
Dallas Baptist.....	1-0	Mercyhurst.....	1-4	Saint Michael's.....	2-1
District of Columbia.....	9-2	Missouri Western State.....	1-0	Saint Rose.....	2-1
Dominican (N.Y.).....	3-0	Molloy.....	7-3	Saint Thomas (Fla.).....	1-0
Dowling.....	4-0	Nyack.....	3-0	Saint Thomas Aquinas.....	3-10
Edinboro.....	3-0	New Haven.....	0-1	Salem (W.Va.).....	2-0
Felician.....	3-0	New York Tech.....	8-2	Slippery Rock.....	2-2
Holy Family.....	0-2	Northwest Missouri State.....	0-1	U. Sciences.....	1-0
Indianapolis.....	0-1	Post.....	1-0	Washington Adventist.....	1-0
Indiana-South Bend.....	1-0	Queens (N.Y.).....	8-2	West Liberty.....	1-0
				Wilmington (Del.).....	3-0

MACDONALD VS. CONFERENCES (Daemen tenure only)

Central Atlantic Collegiate Conference.....	16-2
Chicagoland Collegiate Athletic Conference.....	1-0
East Coast Conference.....	72-24
Great Lakes Valley Conference.....	0-1
Great Midwest Athletic Conference.....	1-1
Lone Star Conference.....	2-1
Mid-America Intercollegiate Athletic Assoc.....	1-1
Mountain East Conference.....	1-0
Northeast-10 Conference.....	6-3
Pennsylvania State Athletic Conference.....	6-6
The Sun Conference.....	1-0

MACDONALD VS. DIV. II REGIONS (Daemen tenure only)

Atlantic Region.....	9-6
Central Region.....	1-1
East Region.....	94-28
Midwest Region.....	1-2
South Central Region.....	2-1

MACDONALD VS. NON-DIV. II OPP. (Daemen tenure only)

NAIA.....	4-0
USCAA.....	4-0

MACDONALD IN POSTSEASON (Daemen tenure only)

Overall.....	6-4
USCAA Tournament.....	3-0
NCAA Tournament.....	0-1
ECC Tournament.....	3-4

MACDONALD GAME SPLITS (Daemen tenure only)

Home.....	69-13
Away.....	39-25
Neutral.....	8-6

TWO-TIME EAST COAST CONFERENCE REGULAR SEASON CHAMPIONS // 2019 NCAA TOURNAMENT

GAME #13 // DAEMEN VS. ST. THOMAS AQUINAS // DEC. 15, 2019 // SPARTAN GYMNASIUM

WILDCATS BY THE NUMBERS

DOUBLE DIGIT SCORING	19-20	ECC	CAREER*
BASDEN	-	-	1
BOOK	-	-	2
B. HARRIS	6	1	39
K. HARRIS	5	-	5
REDBAND	6	1	60
SALZBERG	1	1	1
SARKIS	4	1	43
SISCHO	12	2	64
SLACK	4	2	4
WALLACE	5	1	5

20 + POINT GAMES

19-20	ECC	CAREER*
B. HARRIS	1	7
REDBAND	2	9
SARKIS	-	5
SISCHO	10	31

10 + REB GAMES

19-20	ECC	CAREER*
B. HARRIS	1	1
REDBAND	-	2
SISCHO	10	35
WALLACE	1	1

5 + ASSIST GAMES

19-20	ECC	CAREER*
B. HARRIS	2	7
REDBAND	-	3
SARKIS	2	21
SISCHO	1	1
WALLACE	3	3

10 + ASSIST GAMES

19-20	ECC	CAREER*
SARKIS	-	1

5 + BLOCK GAMES

19-20	ECC	CAREER*
SISCHO	1	1

5 + STEAL GAMES

19-20	ECC	CAREER*
B. HARRIS	-	5

DOUBLE-DOUBLES

19-20	ECC	CAREER*
B. HARRIS	1	1
REDBAND	-	1
SISCHO	10	35

GAMES STARTED

19-20	CAREER	CONSEC.
B. HARRIS	7	-
K. HARRIS	6	4
REDBAND	12	14
SARKIS	10	5
SISCHO	12	14
SLACK	1	-
WALLACE	12	12

* INCLUDES GAMES PLAYED FOR DAEMEN ONLY

BECOMING THE NORM

Daemen's 108-63 win over LIU Post last Feb. 15 was their 20th of the 2018-19 season. It marked Daemen's sixth 20-win campaign in the last eight seasons. Daemen has not won less than 19 games in a season since the 2010-11 campaign. Finishing the year at 24-6, it marked the program's most in a season since going 27-6 during the 2012-13 campaign, a year before the Wildcats began play as members of the East Coast Conference.

GOING STREAKING

Daemen enters Sunday's game riding a 11-game winning streak. It ranks as the longest streak of the Wildcats' NCAA Division II era (2015-present), and is currently tied with Division I Liberty for the longest active streak across all NCAA divisions. Daemen has had four winning streaks of at least nine games since the start of the 2018-19 season. Additional active winning streaks (as of Dec. 14) include...

T1. Liberty (Division I): 11

T1. DAEMEN (Division II): 11

2. San Diego State (Division I): 10

T3. Ohio State (Division I): 9

T3. Fayetteville State (Division II): 9

T3. West Chester (Division II): 9

T3. West Texas A&M (Division II): 9

T3. Lincoln Memorial (Division II): 9

T3. Texas Permian Basin (Division II): 9

T3. Middlebury (Division III): 9

T3. Randolph-Macon (Division III): 9

T3. Swarthmore (Division III): 9

T3. Widener (Division III): 9

T3. Babson (Division III): 9

T3. Colby (Division III): 9

T3. Emory (Division III): 9

T3. Yeshiva (Division III): 9

DEFENDING THE DEN

Daemen has posted 10 or more home wins seven times in the last eight seasons, including a 15-1 mark in 2018-19 that established a new benchmark for home-court wins in a single season. The Wildcats have won 31 of their last 33 home games dating back to the 2017-18 season, as well as their last 16 in a row - their longest streak at home since winning 44 straight from 2011-15. Daemen is also unbeaten in 16 straight non-conference home games. Since joining the ECC (2013-14 season), Daemen is 49-9 in home conference games (.844 winning percentage). Since the start of the 2011-12 season, Daemen is 104-14 at home (.881 winning percentage). Of those 14 losses, six have been decided by three points or fewer, including three by just a single point.

Daemen's current home-court winning streak ranks as the fifth-longest active streak among all Division II teams....

1. West Texas A&M: 32
2. Missouri Southern State: 21
3. Northwest Missouri State: 20
4. St. Edward's: 18
5. DAEMEN: 16
6. Wisconsin-Parkside: 15

NATIONAL SPOTLIGHT

For the first time as a member of NCAA Division II, Daemen opened the season as a nationally-ranked team. The Wildcats were ranked in both preseason national polls for Division II (NABC poll No. 22; D2SIDA poll No. 18), and have since risen to No. 8 in the NABC poll and No. 8 in the D2SIDA poll out earlier this week, marking their highest ascent in both. Daemen has been ranked in 12 successive NABC polls, and 14 of the last 15 D2SIDA polls dating back to last January. The Wildcats are also ranked No. 1 in the D2SIDA East Region media poll this week, a spot they've laid claim to in 11 of the last 12 regional media polls dating back to last January.

TEAM STATISTICS

	ALL GAMES	HOME	AWAY	NEUTRAL	NON-CONFERENCE	CONFERENCE
RECORD	11-1	8-0	2-0	1-1	9-1	2-0
SCORING	1016	697	186	133	817	199
POINTS/GAME	84.7	87.1	93.0	66.5	81.7	99.5
SCORING MARGIN	+13.4	+13.3	+35.0	-8.0	+9.0	+35.0
FG-ATT	370-753	255-511	71-147	44-95	296-618	74-135
FG %	.491	.499	.483	.463	.479	.548
3-PT FG-ATT	122-326	77-215	28-65	17-46	100-273	22-53
3-PT %	.374	.358	.431	.370	.366	.415
3-PT MADE/GAME	10.2	9.6	14.0	8.5	10.0	11.0
FT-ATT	154-207	110-146	16-24	28-37	125-171	29-36
FT %	.744	.753	.667	.757	.731	.806
REBOUNDS	486	331	96	59	398	88
REB/GAME	40.5	41.4	48.0	29.5	39.8	44.0
REB MARGIN	+9.6	+9.8	+16.0	+2.5	+8.6	+14.5
ASSISTS	181	124	34	23	151	30
ASSISTS/GAME	15.1	15.5	17.0	11.5	15.1	15.0
TURNOVERS	189	131	19	39	169	20
TO/GAME	15.8	16.4	9.5	19.5	16.9	10.0
TO MARGIN	-0.6	-0.6	+5.5	-6.5	-1.1	+2.0
AST/TO RATIO	1.0	0.9	1.8	0.6	0.9	1.5
STEALS	80	53	19	8	66	14
STL/GAME	6.7	6.6	9.5	4.0	6.6	7.0
BLOCKS	45	34	9	2	37	8
BLK/GAME	3.8	4.3	4.5	1.0	3.2	4.0

TWO-TIME EAST COAST CONFERENCE REGULAR SEASON CHAMPIONS // 2019 NCAA TOURNAMENT

TUNE UPS

In preparation for the 2019-20 regular season, Daemen played a trio of exhibition contests, including two against highly-touted Division I programs Buffalo and Syracuse. Despite having just seven days of practice under their belt, Daemen opened the brief exhibition season with a 111-73 loss against a Buffalo team that spent the majority of the 2018-19 season ranked among the top-25 teams in the country, finishing the year with a 32-4 overall record and a trip to the second round of the NCAA tournament. Less than 48 hours later the Wildcats made their first-ever appearance at the iconic Carrier Dome on the campus of SU, falling to the Orange and legendary head coach Jim Boeheim 90-71. It left as a decent a feeling as one can have following a 19-point defeat at the Wildcats played SU even (43-43) over the final 20 minutes. The exhibition slate wrapped up on Oct. 29 with Daemen blasting Mohawk (116-54) out of the Ontario Colleges Athletic Association. Andrew Sischo led the Wildcats by averaging 18.3 points and 10.3 rebounds over the three contests. He put up 28 points and 12 rebounds against Buffalo, numbers that no player has achieved against the Bulls in the last three seasons, and followed up with another double-double (15 points, 12 rebounds) at Syracuse. Breon Harris netted a team-high 23 points at the Carrier Dome, and finished the exhibition slate averaging 10.7 points per game. Newcomer Joey Wallace also made his presence felt, averaging 10.0 points, 4.0 rebounds and 3.3 assists per game.

NATIONAL HALL OF FAME CLASSIC

Daemen opened the 2019-20 season in

prestigious fashion as they were selected to take part in the Small College Basketball National Hall of Fame Classic held at the St. Joseph (Mo.) Civic Arena. In a battle of nationally-ranked teams, Daemen fell 85-65 in their season opener against No. 1 Northwest Missouri State. The Bearcats, who have won two of the last three national titles, extended their winning streak to 39 games, despite being outscored (55-54) over the middle 30 minutes of the contest. Daemen's Andrew Sischo impressed against the highly-touted Bearcats as he recorded the 26th double-double of his career, finishing with 24 points and 15 rebounds. The Wildcats regrouped for a come-from-behind win the following night against Missouri Western State, the quasi-tournament host playing less than 10 miles from their campus. A game-closing 15-6 run over the final 5:29 lifted the Wildcats past the Griffons. Newcomer Kyle Harris netted the go-ahead bucket at the 1:41 mark, part of his 11-point outing off the bench.

ECC-CACC CHALLENGE DOMINANCE

Daemen continued its winning ways at the ECC-CACC Challenge, earning home victories over Felician (95-80) on Nov. 8, and Nyack (80-74) on Nov. 9. Both games featured come-from-behind efforts. The Wildcats erased a 17-point first-half deficit in the win over Felician. After trailing by 11 at halftime, Daemen erupted for 56 second-half points, outscoring the Golden Falcons by 26 in the period. Andrew Sischo (31 points, 19 rebounds) scored 22 second-half points to lead the surge. Sischo was at it again vs. Nyack, finishing with 34 points and 17 boards en route to tournament MVP honors. He was joined on the all-tournament team by senior guards Jay Sarkis and Breon Harris.

HURST CURSE DASHED

Daemen exorcised some demons with a 67-65 defeat of Mercyhurst on Nov. 14. It marked the Wildcats' first win over Lakers since 2013, and just their second in the series overall. Andrew Sischo produced a double-double (22 points, 11 rebounds) and Joey Wallace put up 18 points, five boards, three assists and two steals to lead the way. The Wildcats and Lakers have met in seven successive seasons with five of those contests being decided by six points or less.

TOPPLING THE TOPPERS

Daemen posted a wire-to-wire 98-83 win over nationally-ranked West Liberty on Nov. 16. The Hilltoppers came into the game ranked in the top-five of both national polls for Division II (No. 4 NABC; No. 3 D2SIDA), and have routinely been among the nation's highest scoring teams, including in 2018-19 when they ranked first in scoring (100.9 ppg). The Hilltoppers came in averaging 130.5 points per game following two lopsided wins over Mansfield and Shaw, but Daemen was the aggressor from the get-go and built an 18-point advantage late in the first half. West Liberty would cut the deficit to seven points several times in the second half, but Daemen charged back and eventually cruised to the 15-point win. Andrew Sischo was dominant inside (29 points on 12-of-13 shooting, 18 rebounds), and the Wildcats got additional scoring from Joey Wallace (19 points), Breon Harris (17), Kyle Harris (11) and Jeff Redband (10).

SCORING BREAKDOWN (DAEMEN/OPPONENT)

GAME	PTS IN PAINT	PTS OFF TOs	2ND CH. PTS	1ST HALF	2ND HALF	OT	FT	FB	STARTERS	BENCH
vs. NW Missouri St.	24/34	0/25	12/4	27/39	38/46	-	16/14	0/8	49/74	16/11
vs. Missouri Western	22/32	18/23	9/13	32/34	36/30	-	12/14	16/26	52/42	16/22
FELICIAN	50/36	14/15	6/11	39/50	56/30	-	12/13	24/32	76/62	19/18
NYACK	30/32	9/16	8/11	39/38	41/36	-	15/13	12/24	75/29	5/35
MERCYHURST	28/24	16/12	14/8	29/32	38/33	-	16/11	8/2	54/43	13/22
WEST LIBERTY	40/40	28/19	18/16	57/45	41/38	-	14/13	24/20	86/62	12/21
LE MOYNE	44/14	18/15	11/8	43/40	46/39	-	11/11	10/8	67/57	22/22
WILMINGTON	34/26	19/16	13/9	37/40	46/41	-	19/2	12/12	71/67	12/14
at U. Sciences	34/22	24/5	22/4	36/30	47/27	-	7/13	22/6	61/15	22/42
SALEM	46/30	30/7	17/7	41/24	48/35	-	3/2	5/14	70/44	19/15
ROBERTS WESLEYAN	38/26	20/14	14/6	46/34	50/36	-	20/15	20/14	69/54	27/16
at Mercy	50/28	11/11	17/8	45/25	58/34	-	9/15	12/8	51/44	52/15
at St. Thomas Aq.	-	-	-	-	-	-	-	-	-	-
at St. Rose	-	-	-	-	-	-	-	-	-	-
at St. Anselm	-	-	-	-	-	-	-	-	-	-
at St. Michael's	-	-	-	-	-	-	-	-	-	-
at Stonehill	-	-	-	-	-	-	-	-	-	-
QUEENS	-	-	-	-	-	-	-	-	-	-
BRIDGEPORT	-	-	-	-	-	-	-	-	-	-
at Dist. Columbia	-	-	-	-	-	-	-	-	-	-
MOLLOY	-	-	-	-	-	-	-	-	-	-
NEW YORK TECH	-	-	-	-	-	-	-	-	-	-
at Roberts Wesleyan	-	-	-	-	-	-	-	-	-	-
at Bridgeport	-	-	-	-	-	-	-	-	-	-
at Queens	-	-	-	-	-	-	-	-	-	-
ST. THOMAS AQUINAS	-	-	-	-	-	-	-	-	-	-
MERCY	-	-	-	-	-	-	-	-	-	-
DIST. COLUMBIA	-	-	-	-	-	-	-	-	-	-
at Molloy	-	-	-	-	-	-	-	-	-	-
at New York Tech	-	-	-	-	-	-	-	-	-	-

DOWNTOWN DEBUT

Daemen's first-ever game at KeyBank Center in downtown Buffalo was a successful one on Nov. 23 as the Wildcats rallied for an 83-81 win over upset-minded Wilmington. After opening up an early nine-point lead, the tables turned and Daemen trailed by as many as seven points in the second half. Wilmington led for more than 22 minutes in the game, but a deep three-pointer by Breon Harris with 32 seconds remaining put Daemen ahead. Harris came up with a steal on Wilmington's final possession to help seal the deal. He finished with a season-high 21 points, and Andrew Sischo tossed in 24 points and eight rebounds as well. Joey Wallace keyed the comeback by shooting 10-for-11 from the free throw line in the second half. The game was played as a part of a doubleheader with Big 4 rivals Canisius and St. Bonaventure taking the floor afterwards. It marked the first doubleheader at Buffalo's largest indoor sporting venue involving local teams since 2015. The 19,000-seat arena has been the site of the NCAA Division I men's basketball tournament six times since its opening in 1996.

YOU CAN COME HOME AGAIN

Daemen's game at KeyBank Center was a return 14 years in the making for Daemen head coach Mike MacDonald. The longtime bench boss coached in more than 40 games at the downtown arena from 1996-2005 while working at Canisius (including stints as an assistant and head coach). It marked his first game coached in the building since a 79-59

loss to Rider in the 2005 Metro Atlantic Athletic Conference Tournament (Mar. 5, 2005). MacDonald is the all-time leader for coaching wins at KeyBank Center. The Daemen win there over Wilmington extended his career record to 18-11 in the building, and was his first victory there since a 62-60 triumph over Marist on March 4, 2005.

COMEBACK KIDS

Daemen is quickly developing a reputation as a team that won't be buried. Six of their wins this season have featured second-half comebacks. Here is a summary of deficits overcome this season:
 vs. Missouri Western: 10 points (1st half); 5 points (under 7 minutes to play)
 vs. Felician: 17 points (1st half); 11 points (halftime)
 vs. Nyack: 3 points (under 3 minutes to play)
 vs. Mercyhurst: 8 points (under 10 minutes to play)
 vs. Le Moyne: 9 points (under 6 minutes to play)
 vs. Wilmington: 7 points (under 8 minutes to play)

INDIVIDUAL STATISTICAL RANKS

PLAYER	STAT	ECC	NCAA II
POINTS PER GAME			
Andrew Sischo	25.4	1st	6th
Breon Harris	12.0	17th	-
Jeff Redband	10.8	22nd	-
Joey Wallace	10.5	23rd	-
REBOUNDS PER GAME			
Andrew Sischo	13.6	1st	1st
Joey Wallace	5.9	15th	-
ASSISTS PER GAME			
Joey Wallace	3.3	9th	236th
Jay Sarkis	2.9	10th	-
Breon Harris	2.9	11th	-
BLOCKS PER GAME			
Andrew Sischo	1.5	4th	71st
Jeff Redband	1.1	6th	-
Ryan Bradley	0.5	20th	-
STEALS PER GAME			
Breon Harris	2.0	2nd	-
Jay Sarkis	1.2	16th	-
FIELD GOAL %			
Andrew Sischo	65.4	1st	15th
FIELD GOALS MADE			
Andrew Sischo	121	1st	1st
Joey Wallace	41	17th	-
Jeff Redband	39	19th	-
3-POINT FG %			
Kyle Harris	44.4	3rd	-
Keith Slack	41.5	5th	-
Jeff Redband	41.0	6th	90th
3-POINT FG MADE			
Jeff Redband	32	1st	19th
Keith Slack	17	7th	-
Breon Harris	16	8th	-
Kyle Harris	16	8th	-
Jay Sarkis	14	17th	-
FREE THROW %			
Joey Wallace	81.0	6th	127th
Andrew Sischo	67.0	12th	-
FREE THROWS MADE			
Andrew Sischo	59	1st	10th
Joey Wallace	34	8th	144th
Jeff Redband	20	17th	-
ASSIST/TURNOVER RATIO			
Keith Slack	1.6	11th	-
Jay Sarkis	1.5	12th	-
Tajmin Holt	1.5	13th	-
MINUTES			
Andrew Sischo	409	1st	2nd
Jeff Redband	356	4th	40th
Joey Wallace	352	5th	46th
Jay Sarkis	317	10th	-
MINUTES PER GAME			
Andrew Sischo	34.1	5th	72nd
Jay Sarkis	31.7	9th	-
Jeff Redband	29.7	15th	-
Joey Wallace	29.3	18th	-

GAME-BY-GAME STARTERS

Game	1	2	3	4	5
vs. NW Missouri St.	Sarkis	B.Harris	Wallace	Redband	Sischo
vs. Missouri Western	Sarkis	Slack	Wallace	Redband	Sischo
FELICIAN	Sarkis	B.Harris	Wallace	Redband	Sischo
NYACK	Sarkis	B.Harris	Wallace	Redband	Sischo
MERCYHURST	Sarkis	B.Harris	Wallace	Redband	Sischo
WEST LIBERTY	B.Harris	K.Harris	Wallace	Redband	Sischo
LE MOYNE	B.Harris	K.Harris	Wallace	Redband	Sischo
WILMINGTON	Sarkis	B.Harris	Wallace	Redband	Sischo
at U. Sciences	Sarkis	K.Harris	Wallace	Redband	Sischo
SALEM	Sarkis	K.Harris	Wallace	Redband	Sischo
ROBERTS WESLEYAN	Sarkis	K.Harris	Wallace	Redband	Sischo
at Mercy	Sarkis	K.Harris	Wallace	Redband	Sischo
at St. Thomas Aquinas	-	-	-	-	-
at St. Rose	-	-	-	-	-
at St. Anselm	-	-	-	-	-
at St. Michael's	-	-	-	-	-
at Stonehill	-	-	-	-	-
QUEENS	-	-	-	-	-
BRIDGEPORT	-	-	-	-	-
at Dist. Columbia	-	-	-	-	-
MOLLOY	-	-	-	-	-
NEW YORK TECH	-	-	-	-	-
at Roberts Wesleyan	-	-	-	-	-
at Bridgeport	-	-	-	-	-
at Queens	-	-	-	-	-
ST. THOMAS AQUINAS	-	-	-	-	-
MERCY	-	-	-	-	-
DIST. COLUMBIA	-	-	-	-	-
at Molloy	-	-	-	-	-
at New York Tech	-	-	-	-	-

GAME #13 // DAEMEN VS. ST. THOMAS AQUINAS // DEC. 15, 2019 // SPARTAN GYMNASIUM

DAEMEN'S RECORD WHEN...

AT HOME 8-0
TRUE ROAD GAME 2-0
NEUTRAL SITE GAME 1-1

IN NOVEMBER 8-1
IN DECEMBER 3-0
IN JANUARY 0-0
IN FEBRUARY 0-0
IN MARCH 0-0

LEAD AT HALFTIME 7-0
TIED AT HALFTIME 0-0
TRAIL AT HALFTIME 4-1

SCORE LESS THAN 60 PTS 0-0
SCORE 60-69 PTS 2-1
SCORE 70-79 PTS 0-0
SCORE 80-89 PTS 5-0
SCORE 90-99 PTS 3-0
SCORE 100+ PTS 1-0

ALLOW LESS THAN 60 PTS 3-0
ALLOW 60-69 PTS 2-0
ALLOW 70-79 PTS 3-0
ALLOW 80-89 PTS 3-1
ALLOW 90-99 PTS 0-0
ALLOW 100+ PTS 0-0

+ REBOUND MARGIN 11-1
- REBOUND MARGIN 0-0
REBOUNDS ARE TIED 0-0

SHOOT 50% OR BETTER 5-0
SHOOT UNDER 50% 6-1

OPPONENT SHOOTS 50% + 2-1
OPPONENT SHOOTS > 50% 9-0

ON MONDAYS 0-0
ON TUESDAYS 1-0
ON WEDNESDAYS 1-0
ON THURSDAYS 1-0
ON FRIDAYS 2-1
ON SATURDAYS 6-0
ON SUNDAYS 0-0

MISCELLANEOUS STATS

STARTING LINEUPS

W/L	G	G	G/F	F	C
4-1	Sarkis	B.Harris	Wallace	Redband	Sischo
4-0	Sarkis	K.Harris	Wallace	Redband	Sischo
2-0	B. Harris	K. Harris	Wallace	Redband	Sischo
1-0	Sarkis	Slack	Wallace	Redband	Sischo

WIN/LOSS MARGIN

	1	2	3	4	5	6	7	8	9	10	11-15	16-20	20-29	30+
Wins		2		1		1				1	2		2	2
Losses												1		

LEADS & DEFICITS

Daemen's Biggest Halftime Lead	20 @ Mercy (12/13/19)
Daemen's Biggest Halftime Lead Lost	N/A
Daemen's Biggest Halftime Deficit	12 vs. Northwest Missouri State (11/1/19)
Daemen Biggest Halftime Deficit Overcome	11 vs. Felician (11/8/19)
Daemen's Biggest Margin Of Victory	44 @ Mercy (12/13/19)
Daemen's Biggest Margin Of Defeat	20 vs. Northwest Missouri State (11/1/19)

DOUBLE-FIGURE SCORING

Andrew Sischo	12
Jeff Redband	6
Breon Harris	6
Kyle Harris	5
Joey Wallace	5
Jay Sarkis	4
Keith Slack	4
Ryan Salzberg	1

DOUBLE-FIGURE REBOUNDING

Andrew Sischo	10
Breon Harris	1
Joey Wallace	1

DOUBLE-DOUBLES

Andrew Sischo	10
Breon Harris	1

20-POINT SCORERS

Andrew Sischo	10
Jeff Redband	2
Breon Harris	1

30-POINT SCORERS

Andrew Sischo	3
---------------	---

IN THE POLLS

D2SIDA NATIONAL POLL		NABC NATIONAL POLL		D2SIDA REGIONAL POLL		NCAA REGIONAL RANKINGS
Preseason	18	Preseason	22	Preseason	T-1	
Nov. 19	10	Nov. 19	17	Nov. 18	1	
Nov. 26	8	Nov. 26	13	Nov. 25	1	
Dec. 3	8	Dec. 3	11	Dec. 2	1	
Dec. 10	8	Dec. 10	8	Dec. 9	1	
-	-	-	-	-	-	
-	-	-	-	-	-	
-	-	-	-	-	-	
-	-	-	-	-	-	
-	-	-	-	-	-	
-	-	-	-	-	-	
-	-	-	-	-	-	
-	-	-	-	-	-	
-	-	-	-	-	-	
-	-	-	-	-	-	
-	-	-	-	-	-	

THE LAST TIME

THE LAST TIME A DAEMEN PLAYER...

Scored 20-29 points.....	Andrew Sischo (26) at Mercy, 12/13/19
Scored 30-39 points.....	Andrew Sischo (34) vs. Salem, 12/04/19
Scored 40-49 points.....	Gerald Beverly (40) vs. Concordia (Ala.), 03/05/14
Made 10 field goals.....	Andrew Sischo (12-20) at Mercy, 12/13/19
Made 10 free throws.....	Joey Wallace (10-11) vs. Wilmington, 11/23/19
Made 5-9 three-pointers.....	Keith Slack (5-6) at Mercy, 12/13/19
Made 10 three-pointers.....	David Skolen (12-18) vs. Waynesburg, 11/15/89
Had 10-14 rebounds.....	Joey Wallace (12) at Mercy, 12/13/19
Had 15-19 rebounds.....	Andrew Sischo (18) vs. West Liberty, 11/16/19
Had 20 rebounds.....	Andrew Sischo (20) at U. Sciences, 11/30/19
Had 10 assists.....	Darius Garvin (10) at St. Thomas Aquinas, 02/02/18
Had 5 blocks.....	Andrew Sischo (5) vs. Felician, 11/08/19
Had 5 steals.....	Breon Harris (6) at St. Thomas Aquinas, 02/22/19
Had a double-double.....	Andrew Sischo (27 pts, 11 rebs) vs. Roberts Wesleyan, 12/07/19
Had 20 points and 20 rebounds.....	Andrew Sischo (36 pts, 23 rebs) vs. Molloy, 02/16/18
Had consecutive double-doubles.....	Andrew Sischo (3), 11/30/19 - 12/07/19
Scored go-ahead points in final 15 seconds of win.....	Deion Hamilton (FG with 14 seconds remaining) vs. St. Thomas Aquinas, 01/25/19

THE LAST TIME A DAEMEN TEAM...

Allowed 50 points or fewer.....	vs. Dominican (W, 60-49), 11/12/16
Won by 20-29 points.....	vs. Roberts Wesleyan (W, 96-70), 12/07/19
Won by 30+ points.....	at Mercy (W, 103-59), 12/13/19
Scored 90+ points.....	vs. Roberts Wesleyan (W, 96-70), 12/07/19
Scored 100+ points.....	at Mercy (W, 103-59), 12/13/19
Had 50 rebounds.....	at Mercy (51), 12/13/19
Shot 50% or better from the field.....	at Mercy (40-73, 54.8%), 12/13/19
Shot 60% or better from the field.....	at NYIT (38-63, 60.3%), 12/16/18
Shot 50% or better from three-point range (min. 10 attempts).....	vs. Bridgeport (11-22, 50%), 03/03/19
Shot 60% or better from three-point range (min. 10 attempts).....	vs. NYIT (10-16, 62.5%), 01/14/18
Shot 90% or better from free throw line (min. 10 attempts).....	vs. Le Moyne (11-11, 100%), 11/19/19
Finished without a three-point field goal.....	vs. Queens (0-12), 11/09/12
Made 10-14 three-pointers.....	at Mercy (14-30), 12/13/19
Made 15 three-pointers.....	vs. LIU Post (19-39), 02/15/19
Had 10 blocked shots.....	vs. Indianapolis (10), 12/18/14
Had 10 steals.....	vs. Salem (10), 12/04/19
Had 20 assists.....	vs. Salem (24), 12/04/19
Had 4 players in double figures.....	at Mercy (Sischo 26, Slack 15, B.Harris 11, Salzberg 11), 12/13/19
Had 5 players in double figures.....	vs. Roberts Wesleyan (Sischo 29, Sarkis 14, Wallace 14, Slack 11, Redband 10), 12/07/19
Had 6 players in double figures.....	vs. Dist. Columbia (Sischo 19, Hamilton 14, Redband 13, Lee Yaw 13, Harris 10, Sarkis 10), 01/27/19
Had all 5 starters in double figures.....	vs. West Liberty (Sischo 29, Wallace 19, B.Harris 17, K.Harris 11, Redband 10), 11/16/19
Had 2 players score 20 points.....	vs. Wilmington (Sischo 24, B.Harris 21), 11/23/19
Had 2 players with 10 rebounds.....	vs. Nyack (Sischo 17, B.Harris 11), 11/08/19
Had 2 players record a double-double.....	vs. Nyack (Sischo 34 pts/17 rebs, B.Harris 11 pts/11 rebs), 11/08/19
Won in overtime.....	vs. St. Thomas Aquinas (W, 82-79), 01/25/19
Lost in overtime.....	at Dist. Columbia (L, 90-84), 12/03/16
Scored 80 points or more and lost.....	at St. Edward's (L, 110-83), 01/06/19
Scored 90 points or more and lost.....	at Dominican (L, 98-93, OT), 01/07/14
Allowed 60 points or fewer and lost.....	vs. St. Thomas Aquinas (L, 60-57), 03/03/18
Played a nationally-ranked opponent.....	vs. No. 4/No. 3 West Liberty (W, 98-83), 11/16/19
Defeated a nationally-ranked opponent.....	vs. No. 4/No. 3 West Liberty (W, 98-83), 11/16/19

LET IT FLY

After making a season-low five three-pointers in a 67-65 win over Mercyhurst on Nov. 14, Daemen is averaging 11.4 made threes in the seven games since. The Wildcats have hit 10+ threes in six of those seven games, including five straight from Nov. 16 to Dec. 4. It's the first such five-game streak in recent history. You have to go back to the final two games of the 2014-15 season and the first two of 2015-16 to find a consecutive four-game stretch where the Wildcats hit 10 or more threes. The Wildcats equaled their season-high with 14 three-pointers in Friday's win at Mercy, and they lead the ECC in averaging 10.2 made threes per game this season.

GETTING DEFENSIVE

Daemen is allowing just 61.3 points per game over their last four outings. In decisive wins over U. Sciences (83-57), Salem (89-59), Roberts

Wesleyan (96-70) and Mercy (103-59), the Wildcats limited their opponents to just 39 percent shooting overall (87-for-224) and a chilly 28 percent from three-point range (26-for-92). They held back-to-back opponents under 60 points for the first time since wins over St. Michael's (64-55) and St. Rose (74-55) in late December of 2018. Daemen recorded a season-high 11 steals in the win over U. Sciences, and added 10 more thefts against Salem - their first consecutive games with 10+ steals since a three-game string in January of 2014 (vs. Dominican, District of Columbia, Dowling). For the season, Daemen is allowing 71.3 points per game, second-best among all ECC teams.

MAN IN THE MIDDLE

Redshirt junior center Andrew Sischo headlines Daemen's returning players after earning East Coast Conference and Division II Conference

Commissioner's Association East Region Player of the Year honors in 2018-19. A two-time first-team All-ECC selection, Sischo has set new team benchmarks for points scored by a freshman (462) and sophomore (585), and also became just the sixth player in team history to average a double-double (20.9 ppg, 10.1 rpg) for an entire season. Through 12 games this year, Sischo is averaging monster numbers (25.4 ppg, 13.6 rpg, 1.5 bpg, 65.4% FG). He's posted 10 20-point games, and has topped 30 points three times. He leads the country in rebounding, and also ranks sixth in scoring and 15th in field goal percentage. Already this season, he's been named to the SCB National Hall of Fame Classic all-tournament team, MVP of the ECC-CACC Challenge, a two-time ECC Defensive Player of the Week, a three-time ECC Player of the Week and a two-time U.S. Basketball Writers Association Men's Division II National Player of the Week.

DOUBLE-DOUBLE YOUR DELIGHTMENT

Andrew Sischo has been a double-double machine this season, racking up 10 of them through the Wildcats' first 12 games, a total that presently leads the country. He opened the season with seven consecutive double-doubles, and has three this season that include 30-point outputs. Sischo, who ranked sixth nationally with 17 double-doubles last season, has totaled 35 of them in 70 career games - the most for a Daemen player since Gerald Beverly totaled 46 in his career spanning 2011-15.

CLIMBING THE LADDER

With each passing game, Andrew Sischo continues to climb among Daemen's all-time statistical leaders. In 70 career games, Sischo has totaled 1,352 points and 707 rebounds. He stands as one of only five players in program history with at least 1,200 points and 600 rebounds. He ranks ninth all-time in scoring, fifth in career rebounding and sixth in made field goals (545).

THREE-DICULOUS SHOOTING

Over the course of his career, forward Jeff Redband has established himself as one of the preeminent three-point shooters in the ECC, as well as among Daemen's all-time leaders. Redband is the first Daemen player with 60 or more three-pointers in three straight seasons since Brian Montanaro did so four straight times from 2002-06. A two-time All-ECC pick, including a second-team selection last season, Redband has appeared in all 100 games since the start of the 2016-17 season, making 97 starts and helping Daemen to a 76-24 record. He has totaled 1,143 points, 462 rebounds, 248 three-point field goals and 80 blocks in his career. He recently moved past Kharmen Wingard for third place on Daemen's all-time three-point field goals list, and he stands 40 shy of Montanaro's program record (288). He also ranks 16th in points and seventh in blocks among Daemen's all-time leaders. Redband has made at least one three-pointer in 43 of the last 46 games, and has made five or more 15 times in his career. He leads the team and the ECC with 32 three-pointers (ranks 19th nationally) this season, and is producing 10.8 points, 4.0 rebounds, 1.1 blocks and 1.0 steals per game.

BREAKOUT BREON

Senior guard Breon Harris was inserted into the starting lineup midway through the 2017-18 season, and went on to help Daemen wins in 41 of their next 49 contests (through the end of the 2018-19 season). He's been a third-team All-ECC selection in each of the last two seasons, and has also earned ECC Championships all-tournament team honors twice in his career. Harris swiped 70 steals as a sophomore, the third-highest single-season total in team history and making him the first player with at least 70 since Russell John totaled 73 in 1990-91. He added 53 steals to his career total last season, becoming just the fifth player to lead the Wildcats in steals at least twice, and the first player with 50+ steals in consecutive seasons since Mark Coppola in 2011-12 and 2012-13. He was named to the ECC-CACC Challenge all-tournament team for the second straight year after averaging 14.5 points, 9.0 rebounds and 6.5 assists in Daemen wins over Felician and Nyack. Those contributions included the first double-double of his career, as he totaled 11 points and a career-high 11 boards vs. Nyack. He's producing

12.0 points per game and leads the team in steals (16) this season.

SHINING STAR-KIS

Redshirt senior guard Jay Sarkis has been a fixture in the Daemen lineup since arriving on campus in 2015. Sarkis has appeared in 92 of a possible 101 games (excluding a redshirt season in 2016-17), while making 86 starts. He's recorded at least one three-pointer in 76 games, totaling 161 triples in his career (8th in team history). He's just the eighth player in program history with at least 150 three-point field goals. Sarkis contributed 8.2 points and a team-best 3.1 assists per game in 2018-19. His finest season came a year earlier when he put up career-highs in points (372), assists (106) and rebounds (86), and finished the season ranking among the ECC's top-five statistical leaders in minutes (3rd), minutes per game (5th), three-point field goals (4th), three-point shooting percentage (5th) and assists (3rd). Sarkis dished out a season-high eight assists in Daemen's 89-59 win over Salem on Dec. 4 - the 21st game in his career with five or more. He's totaled 883 points and 274 assists in his career. He recently moved past Monty Montgomery for 10th place on Daemen's career assists list. Sarkis is seeing 31.7 minutes per game, and producing 7.6 points and 2.9 assists per outing this season.

WALK WITH WALLACE

Redshirt senior wing Joey Wallace is the most experienced of Daemen's 10 newcomers this season. The son of former Syracuse star and NBA veteran John Wallace, Joey Wallace came to Daemen with 85 games of Division II experience under his belt across parts of four seasons playing for Southern Connecticut State. The Rochester native contributed 8.7 points and 5.1 rebounds per game across his tenure there. He's made an immediate impact here with the Wildcats, starting all 12 contests thus far and producing 10.5 points, 5.9 rebounds, a team-high 3.3 assists and 1.0 steals per game. He has had five games with 10+ points, including a season-high 19 vs. nationally-ranked West Liberty on Nov. 16. He's also making his mark at the defensive end, routinely matching up with the opposition's top perimeter player. Wallace has twice been named the ECC Defensive Player of the Week this season.

FRESH FACES

The Wildcats welcome 10 new players to the fold this season to round out a large 20-player roster. Buffalo natives Donte' Williams and Kyle Harris are proven college players. Williams, a 6'4" guard/forward, has one season of remaining eligibility following previous stops at Southeastern Iowa Community College and California University (Pa.). He averaged 10.7 points and 5.2 rebounds per game for the Vulcans last season. Harris comes over after a prolific junior college career at Erie Community College where he played for head coach Alex Nwora, a Daemen graduate and inductee of the Daemen Hall of Fame. Harris brings a winning pedigree (47-17 record at ECC) and tremendous three-point shooting ability (166 three-pointers in the last two seasons) to the Wildcats. Big man Chris Luke (7'0", Jr., C) gives the Wildcats some depth at the center position. Freshmen Keith Slack and Ryan Salzberg are expected to compete for minutes in the backcourt.

DEC. 10 - DAEMEN NOW A TOP-10 TEAM IN BOTH DIVISION II NATIONAL POLLS

AMHERST, N.Y. - For the first time in its history, the Daemen College men's basketball team is ranked in the top-10 of both Division II national polls. The Wildcats, led by head coach Mike MacDonald, come in at No. 8 in the NCAA Division II Sports Information Directors of America (D2SIDA) national media poll for a third consecutive week, and they've also jumped up three spots to No. 8 in the National Association of Basketball Coaches (NABC) top-25 poll. Both polls were released this afternoon.

Daemen (10-1, 1-0 ECC) has won 10 straight games - the longest active winning streak among Division II teams nationwide, and tied for the second-longest active streak across all NCAA divisions. The Wildcats extended the streak last Saturday with a 96-70 rout of rival Roberts Wesleyan College at Lumsden Gymnasium. It marked Daemen's third straight win by 25+ points, and also their 16th straight home win and their 18th consecutive win in the series with RWC.

NABC Poll

At No. 8, Daemen sets a new benchmark for ascent up the ranks in the eyes of Division II coaches. The Wildcats garnered 273 points in the poll voting to move up for the fourth consecutive week. Daemen has now been ranked in 12 consecutive NABC polls dating back to last January.

Daemen is one of four teams from the East Region included in the poll, joining No. 23 Pace University (9-0), No. 24 St. Thomas Aquinas College (8-1) and No. 25 Dominican College (8-1). Daemen plays at St. Thomas Aquinas this Sunday, Dec. 15 in a key early-season East Coast Conference contest. Pace is ranked for the first time since the 1998-99 season.

The big change at the top of the poll is Nova Southeastern University (5-0) out-seating Northwest Missouri State University (8-1) for the No. 1 ranking. Nova Southeastern is ranked No. 1 for the first time in their history, thanks to Northwest Missouri State's loss Saturday at Central Missouri University, a result that snapped the Bearcats' 46-game winning streak. Daemen's lone loss this season came November 1 against the Bearcats at the Small College Basketball National Hall of Fame Classic. Northwest Missouri State dropped to No. 4 in the poll, leapfrogged also by Bellarmine University (No. 2) and West Texas A&M University (No. 3).

D2SIDA Poll

At No. 8, the Wildcats remain in their highest-ever position in the D2SIDA poll. Daemen received 286 points in the poll voting, four back of No. 7 University of California-San Diego.

St. Thomas Aquinas - Daemen's Sunday opponent - comes in at No. 17 this week, and the two ECC teams are joined by their East Region neighbor Pace which debuts at No. 22.

Bellarmine takes over the No. 1 ranking in the D2SIDA poll, garnering eight of the 16 first-place votes. West Texas A&M comes in at No. 2, and Nova Southeastern at No. 3, followed by Northwest Missouri State.



**National Association of Basketball Coaches
NCAA Division II Men's Basketball Rankings
December 10, 2019 (Regular Season Poll #4)**

	Record	Points	Last
1. Nova Southeastern (Fla.)	5-0	391	2
2. Bellarmine (Ky.)	6-0	381	3
3. West Texas A&M	9-0	368	5
4. Northwest Missouri State	8-1	348	1
5. Indiana (Pa.)	7-0	342	6
6. Alabama Huntsville	7-0	324	8
7. Lincoln Memorial (Tenn.)	9-1	307	7
8. Daemen (N.Y.)	9-1	273	11
9. Dixie State (Utah)	8-0	250	16
10. UC San Diego	8-1	238	4
11. Missouri Southern	7-1	232	15
12. St. Edward's (Texas)	7-1	198	17
13. Dallas Baptist (Texas)	7-0	189	19
14. Southeastern Oklahoma State	5-0	184	18
15. Indianapolis (Ind.)	7-1	175	13
16. Southern Indiana	5-1	151	9
17. Ferris State (Mich.)	12-1	139	23
18. West Chester (Pa.)	9-0	129	25
19. Florida Southern	8-1	123	22
20. Queens (N.C.)	7-2	108	12
21. Augustana (S.D.)	8-1	52	NR
22. West Liberty (W.Va.)	6-2	47	14
23. Pace (N.Y.)	9-0	39	NR
24. St. Thomas Aquinas (N.Y.)	8-1	35	NR
25. Dominican (N.Y.)	8-1	32	21

Records through games of December 8, 2019.
Last ranking is from pre-season poll released Dec. 3.

First place votes – Nova Southeastern (8), Bellarmine (4), Northwest Missouri State (3), West Texas A&M (1).

Others receiving votes: Ashland (Ohio) 30, Northeastern State (Okla.) 24, Chaminade (Hawaii) 17, Valdosta State (Ga.) 14, Cal Poly Pomona 12, Belmont Abbey (N.C.) 11, Grand Valley State (Mich.) 10, Saint Anselm (N.H.) 7, Angelo State (Texas) 5, Minnesota Duluth 5, Drury (Mo.) 4, Embry-Riddle (Fla.) 2, Regis (Colo.) 2, East Central (Okla.) 1, Jefferson (Pa.) 1.

Dropped out: Ashland (10), Saint Anselm (20), Azusa Pacific (24).

Weekly Poll Notes:

Thanks to Northwest Missouri State's loss Saturday at Central Missouri, Nova Southeastern takes over as the No. 1 ranked team in NCAA Division II. It is the first time the Sharks have ever been ranked first as a member of NCAA Division II, but their coach – Jim Crutchfield – guided top-ranked teams at West Liberty that were at the top of the poll for 46 weeks during his tenure there.

Bellarmine and West Texas A&M moved up to the second and third spots, respectively, while Northwest fell to fourth after seeing its school record 46-game winning streak come to a halt. The Bearcats are the only team ranked among the top six that has a loss this season.

Four schools received votes for the top spot in the poll after a week in which seven of the top 14 teams lost at least once.

Two newcomers are part of this week's top 10. Daemen is in the top 10 for the first time as a member of NCAA Division II as it checked in at No. 8, followed by Dixie State at No. 9 as it is in the top 10 for the first time in six seasons.

The teams entering the top 25 this week include Augustana, who comes in at No. 21 on the strength of its 8-1 start; Pace enters at No. 23 on its 9-0 start and is nationally ranked for the first time since the final poll of the 1998-99 season; and St. Thomas Aquinas rejoins the top 25 at No. 24.

For the second straight week, the Great Lakes Valley Conference and Lone Star Conference have three representatives apiece in the poll. The GLVC has No. 2 Bellarmine, No. 15 Indianapolis and No. 16 Southern Indiana, while the LSC's teams are No. 3 West Texas A&M, No. 12 St. Edward's and No. 13 Dallas Baptist.

A total of 16 of the 23 NCAA Division II conferences have representatives in this week's top 25, with six of them having multiple entries. Two matchups of top 25 teams are on tap for this week: No. 3 West Texas A&M plays at No. 12 St. Edward's in a rematch of last year's South Central Regional final on Thursday, followed by a Sunday matchup between No. 8 Daemen and No. 24 St. Thomas Aquinas.

For Immediate Release

**D2SIDA Men's Basketball
National Media Poll
Week 4 – December 10, 2019**

Rank	School	Pts.	Record	Prev.
1.	Bellarmine (8)	385	6-0	3
2.	West Texas A&M (3)	378	9-0	4
3.	Nova Southeastern (4)	352	5-0	2
4.	Northwest Missouri State (1)	343	8-1	1
5.	Indiana (Pa.)	342	7-0	6
6.	Alabama Huntsville	295	7-0	10
7.	UC San Diego	290	8-1	5
8.	Daemen	286	10-1	8
9.	Lincoln Memorial	276	9-1	7
10.	West Chester	261	9-0	12
11.	Ferris State	223	12-1	22
12.	Southeastern Oklahoma State	218	5-0	14
13.	Dixie State	217	8-0	15
14.	Missouri Southern State	160	7-1	17
15.	Queens (N.C.)	157	7-2	11
16.	Indianapolis	153	7-1	13
17.	St. Thomas Aquinas	132	8-1	RV
18.	Dallas Baptist	129	7-0	RV
19.	Embry-Riddle	89	8-1	RV
20.	Cal Poly Pomona	82	7-2	RV
21.	Shippensburg	74	7-1	NR
22.	Pace	57	9-0	NR
23.	Southern Indiana	53	5-1	9
24.	Florida Southern	46	8-1	RV
25.	Belmont Abbey	44	7-2	RV

()-first place votes

Others Receiving Votes (on more than one ballot):

Grand Valley State – 41; Minnesota-Duluth – 30; Dominican (N.Y.) – 25; Fayetteville State – 24; St. Edward's – 16; Angelo State – 9; Point Loma – 5; Drury – 2; 3 teams named on one ballot each

SEASON RECORDS

POINTS				THREE-POINT FIELD GOALS				REBOUNDS			
1.	Rob Robinson	767	1990-91	1.	David Skolen	114	1989-90	1.	Jim Chapman	394	1988-89
2.	David Skolen	699	1989-90	2.	Kharmen Wingard	86	2003-04	2.	Gerald Beverly	373	2014-15
3.	Russell John	629	1990-91	3.	Brian Montanaro	84	2004-05	3.	Alex Nwora	347	1991-92
4.	Gerald Beverly	620	2014-15	4.	Pete Loney	83	2008-09	4.	Brian Pettit	329	1996-97
5.	Torrence Dyck	612	2015-16	5.	Jeff Redband	79	2018-19	5.	Alex Nwora	313	1992-93
6.	Chris Lewis	611	1989-90	6.	Russell John	78	1990-91	6.	Alex Nwora	312	1990-91
7.	Brian Montanaro	592	2005-06	7.	Donjuan Tyson	77	2006-07	7.	Brian Pettit	288	1995-96
8.	Andrew Sischo	585	2018-19	8.	Gabriel Marshall	76	2003-04	8.	Chris Lewis	287	1989-90
9.	Rob Robinson	567	1989-90		Kharmen Wingard	76	2004-05	9.	Andrew Sischo	283	2018-19
10.	Joe Olsen	560	2005-06	10.	Kharmen Wingard	75	2002-03	10.	Gerald Beverly	280	2013-14
					Jordan Greene	75	2014-15				
POINTS PER GAME				THREE-POINT % (min. 1 3PT/game)				REBOUNDS PER GAME			
1.	Rob Robinson	25.6	1990-91	1.	David Skolen	.557	1986-87	1.	Jim Chapman	14.1	1988-89
2.	Torrence Dyck	21.9	2015-16	2.	Marty Lange	.524	1997-98	2.	Gerald Beverly	12.0	2014-15
3.	David Skolen	21.8	1989-90	3.	Mike Maisto	.500	2007-08	3.	Alex Nwora	11.6	1992-93
	Ralph Henderson	21.8	1987-8		Jesse Lalka	.500	2015-16		Alex Nwora	11.6	1991-92
5.	Russell John	21.0	1990-91	5.	David Skolen	.491	1989-90	5.	Brian Pettit	10.6	1996-97
6.	Ralph Henderson	20.5	1986-87	6.	David Skolen	.477	1988-89	6.	Alex Nwora	10.4	1990-91
7.	Andrew Sischo	20.9	2018-19	7.	Kevin Lange	.461	2002-03	7.	Sandy Finney	10.2	1995-96
8.	Gerald Beverly	20.0	2014-15		Jay Sarkis	.461	2015-16	8.	Sandy Finney	10.1	1994-95
9.	Alex Nwora	19.6	1992-93	9.	Brian Montanaro	.452	2004-05		Andrew Sischo	10.1	2018-19
10.	Torrence Dyck	19.3	2014-15	10.	Jeff Redband	.450	2016-17	10.	Gerald Beverly	10.0	2013-14
FIELD GOALS				FREE THROWS				ASSISTS			
1.	Chris Lewis	257	1989-90	1.	Rob Robinson	282	1990-91	1.	Mark Coppola	203	2012-13
2.	David Skolen	247	1989-90	2.	Gerald Beverly	180	2014-15		Derrick Henry	203	1988-89
3.	Rob Robinson	231	1990-91	3.	Rob Robinson	176	1991-92	3.	Rob Robinson	187	1990-91
4.	Andrew Sischo	229	2018-19	4.	Alex Nwora	161	1992-93	4.	Rob Robinson	186	1989-90
5.	Gerald Beverly	219	2014-15	5.	Joe Olsen	148	2005-06	5.	Mark Coppola	161	2011-12
6.	Russell John	218	1990-91	6.	Rob Robinson	142	1989-90	6.	Tim Foley	157	1994-95
7.	Torrence Dyck	217	2015-16	7.	Monty Montgomery	140	2000-01	7.	Mark Coppola	154	2013-14
8.	Rob Robinson	205	1989-90	8.	Jonathan Walker	139	2002-03	8.	Steve Chandler	152	2003-04
9.	Gerald Beverly	200	2013-14	9.	Jonathan Walker	134	2001-02	9.	Steve Chandler	147	2002-03
10.	Andrew Sischo	195	2017-18	10.	Ralph Henderson	133	1987-88	10.	Russell John	139	1991-92
FIELD GOAL % (min. 150 made)				FREE THROW % (min. 100 made)				STEALS			
1.	Stefan Van Duluitgaarden	.661	1991-92	1.	David Skolen	.850	1989-90	1.	Derrick Henry	74	1988-89
2.	Chris Lewis	.624	1989-90		Todd Zielinski	.850	1996-97	2.	Russell John	73	1990-91
3.	Brian Harmon	.610	1986-87	3.	Kevin Lange	.844	2002-03	3.	Breon Harris	70	2017-18
4.	Gerald Beverly	.607	2014-15	4.	Rob Robinson	.827	1991-92	4.	Casey Sheehan	68	2012-13
5.	Brian Pettit	.605	1998-99	5.	David Skolen	.823	1988-89	5.	Devon Dawson	67	2007-08
6.	Chris Lewis	.603	1988-89	6.	Mark Rouse	.806	2001-02	6.	Anibal Soler	66	1999-00
7.	Gerald Beverly	.597	2012-13	7.	Monty Montgomery	.790	1997-98	7.	Eder Joseph	62	1999-00
8.	Andrew Sischo	.586	2018-19	8.	Rob Robinson	.789	1989-90	8.	Jorge Ebanks	61	2009-10
9.	Darnell Jackson	.576	2003-04	9.	Brian Montanaro	.783	2005-06	9.	Dewan Stroud	60	2006-07
	Ajay Rutledge	.576	2008-09	10.	Monty Montgomery	.782	2000-01	10.	Therreon Blackwell	59	2004-05
									Rob Robinson	59	1990-91
								BLOCKS			
								1.	Ron Wright	119	2005-06
								2.	Ron Wright	114	2004-05
								3.	Gerald Beverly	111	2013-14
								4.	Gerald Beverly	110	2014-15
								5.	Gerald Beverly	59	2012-13
								6.	Brian Pettit	55	1998-99
								7.	Mario Torres	54	1992-93
								8.	Brian Pettit	52	1996-97
								9.	Gerald Beverly	50	2011-12
								10.	Ralph Henderson	49	1986-87

CAREER RECORDS

POINTS (1,000-Point Club)

1.	Rob Robinson	1,962	1988-92
2.	Brian Montanaro	1,920	2002-06
3.	David Skolen	1,876	1986-90
4.	Monty Montgomery	1,814	1996-01
5.	Gerald Beverly	1,799	2011-15
6.	Alex Nwora	1,514	1989-93
7.	Casey Sheehan	1,505	2010-14
8.	Brian Pettit	1,414	1994-99
9.	Andrew Sischo	1,352	2017-Pr.
10.	Rob Lange	1,330	1992-96
11.	Devon Dawson	1,310	2007-12
11.	Kharmen Wingard	1,281	2002-05
13.	Jim Regan	1,241	2009-13
14.	Mark Rouse	1,172	1998-02
15.	Kevin Lange	1,152	1999-03
16.	Jeff Redband	1,143	2016-Pr.
17.	Chris Moore	1,126	1996-00
18.	Chris Lewis	1,105	1988-90
19.	Jordan Greene	1,090	2011-15
20.	Danny McCabe	1,078	1884-98
21.	Therreon Blackwell	1,069	2002-06
22.	Russell John	1,061	1990-92
23.	Torrence Dyck	1,056	2014-16
24.	Deion Hamilton	1,029	2015-19
25.	Ralph Henderson	1,015	1986-88

POINTS PER GAME

1.	Torrence Dyck	20.7	2014-16
2.	Andrew Sischo	19.3	2017-Pr.
3.	Chris Lewis	18.4	1988-90
4.	Rob Robinson	17.8	1988-92
5.	Russell John	17.4	1990-92
6.	Dewan Stroud	16.8	2006-08
7.	David Skolen	16.5	1986-90
8.	Monty Montgomery	16.2	1996-01
9.	Jonathan Walker	15.3	2001-03
10.	Dom Mazzocchi	15.2	2010-12

FIELD GOALS

1.	David Skolen	687	1986-90
2.	Gerald Beverly	669	2011-15
3.	Brian Montanaro	656	2002-06
	Monty Montgomery	656	1996-01
5.	Rob Robinson	640	1988-92
6.	Andrew Sischo	545	2017-Pr.
7.	Casey Sheehan	544	2010-14
8.	Alex Nwora	532	1989-93
9.	Brian Pettit	519	1994-99
10.	Jim Regan	477	2009-13

FIELD GOAL % (MIN. 150 MADE)

1.	Chris Lewis	.615	1988-90
2.	Stefan Van Duluitgaarden	.606	1990-92
3.	Andrew Sischo	.592	2017-Pr.
4.	Gerald Beverly	.583	2011-15
5.	Kadeem Johnson	.581	2010-14
6.	Steve Chandler	.568	2002-04
7.	Joe Olsen	.559	2004-06
8.	Darnell Jackson	.554	2003-05
9.	Ralph Henderson	.549	1986-88
10.	Brian Pettit	.543	1994-99

THREE-POINT FIELD GOALS

1.	Brian Montanaro	288	2002-06
2.	David Skolen	279	1986-90
3.	Jeff Redband	248	2016-Pr.
4.	Kharmen Wingard	237	2002-05
5.	Jordan Greene	201	2011-15
6.	Mark Rouse	183	1998-02
7.	Kevin Lange	169	1999-03
8.	Jay Sarkis	161	2015-Pr.
9.	Casey Sheehan	147	2010-14
10.	Russell John	143	1990-92

THREE-POINT % (min. 50 made)

1.	David Skolen	.487	1986-90
2.	Jesse Lalka	.463	2013-17
3.	Rob Robinson	.433	1988-92
4.	Jeff Redband	.430	2016-Pr.
5.	Pete Loney	.426	2007-09
6.	Adrian Baugh	.424	1999-01
7.	Jay Sarkis	.419	2015-Pr.
8.	Brian Montanaro	.418	2002-06
9.	Kyle Clifford	.415	2013-15
10.	Donjuan Tyson	.403	2006-07

FREE THROWS

1.	Rob Robinson	630	1988-92
2.	Gerald Beverly	459	2011-15
3.	Alex Nwora	441	1989-93
4.	Monty Montgomery	427	1996-01
5.	Brian Pettit	373	1994-99
6.	Rob Lange	366	1992-96
7.	Brian Montanaro	320	2002-06
8.	Devon Dawson	275	2007-12
9.	Jonathan Walker	273	2001-03
10.	Casey Sheehan	271	2010-14

FREE THROWS (min. 100 made)

1.	Jeff Redband	.862	2016-Pr.
2.	Jay Sarkis	.827	2015-Pr.
3.	David Skolen	.826	1986-90
4.	Arif Mehmetaj	.806	2014-17
5.	Rob Robinson	.788	1988-92
	Mark Rouse	.788	1998-02
7.	Brian Montanaro	.786	2002-06
8.	Jaleo Wilkes	.773	2015-17
9.	Jeff Eaddy	.768	1986-90
10.	Monty Montgomery	.757	1996-01

REBOUNDS

1.	Alex Nwora	1,103	1989-93
2.	Gerald Beverly	1,004	2011-15
3.	Brian Pettit	991	1994-99
4.	Monty Montgomery	806	1996-01
5.	Andrew Sischo	707	2017-Pr.
6.	Jim Regan	587	2009-13
7.	Devon Dawson	585	2007-12
8.	Danny McCabe	570	1994-98
9.	Eder Joseph	542	1997-00
10.	Mario Torres	537	1990-94

REBOUNDS PER GAME

1.	Andrew Sischo	10.1	2017-Pr.
2.	Alex Nwora	9.3	1989-93
3.	Brian Pettit	8.7	1994-99
4.	Chris Lewis	8.5	1988-90
5.	Gerald Beverly	8.4	2011-15
6.	Steve Chandler	7.4	2002-04
7.	Monty Montgomery	7.2	1996-01
8.	Eder Joseph	6.7	1997-00
9.	Mario Torres	6.5	1990-94
	Jonathan Walker	6.5	2001-03

ASSISTS

1.	Mark Coppola	623	2010-14
2.	Rob Robinson	503	1988-92
3.	Casey Sheehan	470	2010-14
4.	Therreon Blackwell	438	2002-06
5.	Tim Foley	334	1990-95
6.	Mark Rouse	320	1998-02
7.	Anibal Soler	304	1997-00
8.	Steve Chandler	299	2002-04
9.	David Skolen	293	1986-90
10	Jay Sarkis	274	2015-Pr.

STEALS

1.	Devon Dawson	198	2007-12
2.	Therreon Blackwell	185	2002-06
	Casey Sheehan	185	2010-14
4.	Mark Coppola	168	2010-14
5.	Anibal Soler	165	1996-00
6.	Rob Robinson	161	1988-92
	Brian Montanaro	161	2002-06
8.	Alex Nwora	154	1989-93
9.	Breon Harris	142	2016-Pr.
10.	Monty Montgomery	135	1996-01
	Mark Rouse	135	1998-02

BLOCKS

1.	Gerald Beverly	330	2011-15
2.	Ron Wright	233	2004-06
3.	Brian Pettit	144	1994-99
4.	Jim Regan	117	2009-13
5.	Mario Torres	102	1990-94
6.	Kevin Lange	81	1999-03
7.	Jeff Redband	80	2016-Pr.
8.	Ralph Henderson	79	1986-88
9.	Garyce Hervey	78	1998-00
10.	Rob Lange	72	1992-96

SINGLE GAME RECORDS

POINTS

1. Rob Robinson 44 vs. Westminster (Pa.) 01/16/91

REBOUNDS

1. Jim Chapman 25 vs. New Jersey Inst. Of Tech. 11/26/88

ASSISTS

1. Rob Robinson 18 vs. Windsor 11/10/90

BLOCKED SHOTS

1. Gerald Beverly 12 vs. St. Thomas (Fla.) 12/17/14

STEALS

1. Derrick Henry 8 vs. SUNY Cortland 01/07/89

FIELD GOALS MADE

1. Ralph Henderson 16 vs. Waynesburg 02/06/88
Andrew Sischo 16 @ Molloy 02/08/19

FIELD GOALS ATTEMPTED

1. Russell John 32 vs. Ramapo 11/16/90

FREE THROWS MADE

1. Rob Robinson 21 vs. Point Park 02/02/91

FREE THROWS ATTEMPTED

1. Rob Robinson 24 vs. Point Park 02/02/91

3-POINT FIELD GOALS MADE

1. David Skolen 12 vs. Waynesburg 11/15/89

3-POINT FIELD GOALS ATTEMPTED

1. David Skolen 18 vs. Waynesburg 11/15/89

DAEMEN MEN'S BASKETBALL
Daemen Individual Game-by-Game (as of Dec 14, 2019)
All games

#02 Harris, Breon

Opponent	Date	gs	min	Total		3-Pointers		Free throws		Rebounds				pf	a	t/o	blk	stl	pts	avg
				fg-fga	pct	3fg-fga	pct	ft-fga	pct	off	def	tot	avg							
vs Northwest Mo. St.	11/01/19	*	12	0-3	.000	0-3	.000	0-0	.000	0	1	1	1.0	5	0	3	0	0	0	0.0
FELICIAN	11/08/19	*	34	7-16	.438	2-6	.333	2-4	.500	2	5	7	4.0	3	6	4	0	3	18	9.0
NYACK	11/09/19	*	32	4-11	.364	2-5	.400	1-2	.500	2	9	11	6.3	4	7	3	0	1	11	9.7
MERCYHURST	11/14/19	*	22	1-6	.167	0-3	.000	2-2	1.000	0	1	1	5.0	4	1	4	0	0	4	8.3
WEST LIBERTY	11/16/19	*	29	5-11	.455	3-6	.500	4-7	.571	0	3	3	4.6	3	2	6	0	4	17	10.0
LE MOYNE	11/19/19	*	31	5-14	.357	4-7	.571	0-0	.000	0	4	4	4.5	3	2	1	0	2	14	10.7
WILMINGTON (DE)	11/23/19	*	30	7-17	.412	4-8	.500	3-4	.750	0	4	4	4.4	2	3	1	0	3	21	12.1
at Mercy	12/13/19		21	5-9	.556	1-2	.500	0-0	.000	1	5	6	4.6	1	2	1	0	3	11	12.0
Totals		7	211	34-87	.391	16-40	.400	12-19	.632	5	32	37	4.6	25	23	23	0	16	96	12.0

Games played: 8
Minutes/game: 26.4
Points/game: 12.0
FG Pct: 39.1
3FG Pct: 40.0
FT Pct: 63.2

Rebounds/game: 4.6
Assists/game: 2.9
Turnovers/game: 2.9
Assist/turnover ratio: 1.0
Steals/game: 2.0

DAEMEN MEN'S BASKETBALL
Daemen Individual Game-by-Game (as of Dec 14, 2019)
All games

#03 Holt, Tajmin

Opponent	Date	gs	min	Total		3-Pointers		Free throws		Rebounds				pf	a	t/o	blk	stl	pts	avg
				fg-fga	pct	3fg-fga	pct	ft-fa	pct	off	def	tot	avg							
vs Northwest Mo. St.	11/01/19		3	0-1	.000	0-1	.000	0-0	.000	0	0	0	0.0	0	0	0	0	0	0	0.0
vs Missouri Western	11/02/19		4	0-0	.000	0-0	.000	0-0	.000	1	1	2	1.0	2	0	1	0	0	0	0.0
FELICIAN	11/08/19		1	0-0	.000	0-0	.000	0-0	.000	0	0	0	0.7	0	0	0	0	0	0	0.0
NYACK	11/09/19		10	1-2	.500	1-2	.500	0-0	.000	0	0	0	0.5	2	0	0	1	0	3	0.8
MERCYHURST	11/14/19		2	0-0	.000	0-0	.000	0-0	.000	0	0	0	0.4	0	0	0	0	0	0	0.6
WEST LIBERTY	11/16/19		7	0-4	.000	0-2	.000	0-0	.000	1	0	1	0.5	0	2	0	0	1	0	0.5
LE MOYNE	11/19/19		7	1-3	.333	0-2	.000	0-0	.000	0	0	0	0.4	0	0	0	0	0	2	0.7
WILMINGTON (DE)	11/23/19		4	0-2	.000	0-0	.000	0-0	.000	1	0	1	0.5	0	0	0	0	0	0	0.6
at USciences	11/30/19		9	0-2	.000	0-1	.000	0-0	.000	0	0	0	0.4	0	1	0	0	0	0	0.6
SALEM (WV)	12/04/19		14	3-6	.500	0-1	.000	0-1	.000	0	1	1	0.5	2	1	2	2	1	6	1.1
ROBERTS WESLEYAN	12/07/19		10	3-6	.500	1-2	.500	0-0	.000	0	1	1	0.5	0	0	0	1	1	7	1.6
at Mercy	12/13/19		9	1-1	1.000	0-0	.000	0-0	.000	1	4	5	0.9	1	2	1	0	1	2	1.7
Totals		0	80	9-27	.333	2-11	.182	0-1	.000	4	7	11	0.9	7	6	4	4	4	20	1.7

Games played: 12
Minutes/game: 6.7
Points/game: 1.7
FG Pct: 33.3
3FG Pct: 18.2
FT Pct: 0.0

Rebounds/game: 0.9
Assists/game: 0.5
Turnovers/game: 0.3
Assist/turnover ratio: 1.5
Steals/game: 0.3
Blocks/game: 0.3

DAEMEN MEN'S BASKETBALL
Daemen Individual Game-by-Game (as of Dec 14, 2019)
All games

#04 Duah, Jeffrey

Opponent	Date	gs	min	Total		3-Pointers		Free throws		Rebounds				pf	a	t/o	blk	stl	pts	avg
				fg-fga	pct	3fg-fga	pct	ft-fga	pct	off	def	tot	avg							
WEST LIBERTY	11/16/19		1	0-0	.000	0-0	.000	0-0	.000	0	0	0	0.0	0	0	1	0	0	0	0.0
SALEM (WV)	12/04/19		1	0-0	.000	0-0	.000	0-0	.000	0	0	0	0.0	0	0	0	0	0	0	0.0
ROBERTS WESLEYAN	12/07/19		1	0-0	.000	0-0	.000	0-0	.000	0	0	0	0.0	0	0	0	0	0	0	0.0
at Mercy	12/13/19		2	0-0	.000	0-0	.000	0-0	.000	0	1	1	0.3	0	0	0	0	0	0	0.0
Totals		0	5	0-0	.000	0-0	.000	0-0	.000	0	1	1	0.3	0	0	1	0	0	0	0.0

Games played: 4
Minutes/game: 1.3

Rebounds/game: 0.3
Turnovers/game: 0.3

DAEMEN MEN'S BASKETBALL
Daemen Individual Game-by-Game (as of Dec 14, 2019)
All games

#05 Sarkis, Jay

Opponent	Date	gs	min	Total		3-Pointers		Free throws		Rebounds				pf	a	t/o	blk	stl	pts	avg	
				fg-fga	pct	3fg-fga	pct	ft-fa	pct	off	def	tot	avg								
vs Northwest Mo. St.	11/01/19	*	35	1-5	.200	0-3	.000	0-0	.000	0	0	0	0.0	0	2	2	0	0	2	2.0	
vs Missouri Western	11/02/19	*	37	2-8	.250	1-4	.250	2-2	1.000	0	1	1	0.5	0	1	4	0	0	7	4.5	
FELICIAN	11/08/19	*	32	5-9	.556	1-3	.333	0-0	.000	0	2	2	1.0	1	3	1	0	1	11	6.7	
NYACK	11/09/19	*	31	2-11	.182	2-7	.286	0-0	.000	0	2	2	1.3	1	2	2	0	0	6	6.5	
MERCYHURST	11/14/19	*	33	2-2	1.000	2-2	1.000	4-6	.667	0	0	0	1.0	0	1	3	0	2	10	7.2	
WILMINGTON (DE)	11/23/19	*	26	0-4	.000	0-3	.000	0-0	.000	0	2	2	1.2	2	4	1	0	1	0	6.0	
at USciences	11/30/19	*	35	2-7	.286	1-4	.250	1-4	.250	0	1	1	1.1	2	5	2	0	2	6	6.0	
SALEM (WV)	12/04/19	*	30	4-9	.444	3-7	.429	0-0	.000	2	4	6	1.8	0	8	2	0	3	11	6.6	
ROBERTS WESLEYAN	12/07/19	*	35	5-8	.625	2-5	.400	2-2	1.000	0	1	1	1.7	1	0	1	0	3	14	7.4	
at Mercy	12/13/19	*	23	3-6	.500	2-4	.500	1-1	1.000	0	2	2	1.7	0	3	1	0	0	9	7.6	
Totals			10	317	26-69	.377	14-42	.333	10-15	.667	2	15	17	1.7	7	29	19	0	12	76	7.6

Games played: 10
Minutes/game: 31.7
Points/game: 7.6
FG Pct: 37.7
3FG Pct: 33.3
FT Pct: 66.7

Rebounds/game: 1.7
Assists/game: 2.9
Turnovers/game: 1.9
Assist/turnover ratio: 1.5
Steals/game: 1.2

DAEMEN MEN'S BASKETBALL
Daemen Individual Game-by-Game (as of Dec 14, 2019)
All games

#10 Williams, Donte'

Opponent	Date	gs	min	Total		3-Pointers		Free throws		Rebounds				pf	a	t/o	blk	stl	pts	avg
				fg-fga	pct	3fg-fga	pct	ft-fa	pct	off	def	tot	avg							
vs Northwest Mo. St.	11/01/19		15	3-4	.750	2-3	.667	0-0	.000	0	0	0	0.0	2	2	2	0	0	8	8.0
vs Missouri Western	11/02/19		11	2-3	.667	1-2	.500	0-0	.000	2	1	3	1.5	0	0	1	0	0	5	6.5
FELICIAN	11/08/19		15	2-4	.500	0-2	.000	0-0	.000	0	4	4	2.3	1	2	1	0	0	4	5.7
NYACK	11/09/19		5	0-1	.000	0-1	.000	0-0	.000	0	0	0	1.8	0	0	0	0	0	0	4.3
MERCYHURST	11/14/19		1	0-0	.000	0-0	.000	0-0	.000	0	0	0	1.4	0	0	0	0	0	0	3.4
WEST LIBERTY	11/16/19		2	2-2	1.000	0-0	.000	0-0	.000	0	0	0	1.2	1	0	0	0	0	4	3.5
LE MOYNE	11/19/19		7	1-1	1.000	0-0	.000	0-0	.000	0	1	1	1.1	0	0	0	0	0	2	3.3
WILMINGTON (DE)	11/23/19		3	0-0	.000	0-0	.000	0-0	.000	0	1	1	1.1	1	0	0	0	1	0	2.9
at USciences	11/30/19		7	2-4	.500	2-3	.667	0-0	.000	0	0	0	1.0	2	0	0	0	0	6	3.2
SALEM (WV)	12/04/19		5	0-1	.000	0-0	.000	0-0	.000	1	2	3	1.2	0	0	2	1	0	0	2.9
ROBERTS WESLEYAN	12/07/19		2	0-1	.000	0-0	.000	0-0	.000	0	0	0	1.1	0	0	0	0	0	0	2.6
at Mercy	12/13/19		14	0-1	.000	0-1	.000	0-0	.000	0	0	0	1.0	2	0	0	1	0	0	2.4
Totals		0	87	12-22	.545	5-12	.417	0-0	.000	3	9	12	1.0	9	4	6	2	1	29	2.4

Games played: 12
Minutes/game: 7.3
Points/game: 2.4
FG Pct: 54.5
3FG Pct: 41.7

Rebounds/game: 1.0
Assists/game: 0.3
Turnovers/game: 0.5
Assist/turnover ratio: 0.7
Steals/game: 0.1
Blocks/game: 0.2

DAEMEN MEN'S BASKETBALL
Daemen Individual Game-by-Game (as of Dec 14, 2019)
All games

#12 Harris, Kyle

Opponent	Date	gs	min	Total		3-Pointers		Free throws		Rebounds				pf	a	t/o	blk	stl	pts	avg
				fg-fga	pct	3fg-fga	pct	ft-fa	pct	off	def	tot	avg							
vs Northwest Mo. St.	11/01/19		22	1-4	.250	1-4	.250	2-2	1.000	0	2	2	2.0	4	2	0	0	1	5	5.0
vs Missouri Western	11/02/19		19	5-9	.556	1-4	.250	0-0	.000	1	1	2	2.0	5	0	2	0	0	11	8.0
FELICIAN	11/08/19		16	4-4	1.000	2-2	1.000	0-0	.000	0	2	2	2.0	1	0	2	0	0	10	8.7
NYACK	11/09/19		8	0-1	.000	0-0	.000	0-0	.000	0	0	0	1.5	0	1	2	0	0	0	6.5
MERCYHURST	11/14/19		23	5-5	1.000	1-1	1.000	0-0	.000	1	2	3	1.8	2	1	2	0	0	11	7.4
WEST LIBERTY	11/16/19	*	29	3-6	.500	3-5	.600	2-2	1.000	0	4	4	2.2	2	0	5	0	0	11	8.0
LE MOYNE	11/19/19	*	30	3-5	.600	1-3	.333	0-0	.000	2	1	3	2.3	2	4	1	1	0	7	7.9
WILMINGTON (DE)	11/23/19		19	1-3	.333	1-2	.500	0-0	.000	2	2	4	2.5	2	3	0	0	0	3	7.3
at USciences	11/30/19	*	20	2-6	.333	1-4	.250	2-2	1.000	1	0	1	2.3	4	2	0	1	0	7	7.2
SALEM (WV)	12/04/19	*	28	5-8	.625	4-6	.667	0-0	.000	0	7	7	2.8	1	1	1	0	0	14	7.9
ROBERTS WESLEYAN	12/07/19	*	23	1-3	.333	0-1	.000	2-2	1.000	0	3	3	2.8	3	1	2	0	0	4	7.5
at Mercy	12/13/19	*	21	2-5	.400	1-4	.250	0-0	.000	1	2	3	2.8	0	1	0	0	0	5	7.3
Totals		6	258	32-59	.542	16-36	.444	8-8	1.000	8	26	34	2.8	26	16	17	2	1	88	7.3

Games played: 12
Minutes/game: 21.5
Points/game: 7.3
FG Pct: 54.2
3FG Pct: 44.4
FT Pct: 100.0

Rebounds/game: 2.8
Assists/game: 1.3
Turnovers/game: 1.4
Assist/turnover ratio: 0.9
Steals/game: 0.1
Blocks/game: 0.2

DAEMEN MEN'S BASKETBALL
Daemen Individual Game-by-Game (as of Dec 14, 2019)
All games

14 Hines, Da'Shawn

Opponent	Date	gs	min	Total		3-Pointers		Free throws		Rebounds				pf	a	t/o	blk	stl	pts	avg
				fg-fga	pct	3fg-fga	pct	ft-fta	pct	off	def	tot	avg							
WEST LIBERTY	11/16/19		1	0-0	.000	0-0	.000	0-0	.000	0	0	0	0.0	0	0	0	0	0	0	0.0
at USciences	11/30/19		1	0-0	.000	0-0	.000	0-0	.000	0	0	0	0.0	0	0	0	0	0	0	0.0
SALEM (WV)	12/04/19		1	1-1	1.000	0-0	.000	0-0	.000	0	0	0	0.0	0	0	0	0	0	2	0.7
ROBERTS WESLEYAN	12/07/19		1	1-1	1.000	1-1	1.000	0-0	.000	0	0	0	0.0	0	0	0	0	0	3	1.3
at Mercy	12/13/19		5	0-0	.000	0-0	.000	0-0	.000	0	0	0	0.0	0	2	0	0	1	0	1.0
Totals		0	9	2-2	1.000	1-1	1.000	0-0	.000	0	0	0	0.0	0	2	0	0	1	5	1.0

Games played: 5
Minutes/game: 1.8
Points/game: 1.0
FG Pct: 100.0
3FG Pct: 100.0

Assists/game: 0.4
Assist/turnover ratio: 99.9
Steals/game: 0.2

DAEMEN MEN'S BASKETBALL
Daemen Individual Game-by-Game (as of Dec 14, 2019)
All games

#15 Slack, Keith

Opponent	Date	gs	min	Total		3-Pointers		Free throws		Rebounds				pf	a	t/o	blk	stl	pts	avg
				fg-fga	pct	3fg-fga	pct	ft-fa	pct	off	def	tot	avg							
vs Northwest Mo. St.	11/01/19		14	1-2	.500	1-2	.500	0-0	.000	0	1	1	1.0	0	0	0	0	0	3	3.0
vs Missouri Western	11/02/19	*	24	4-9	.444	3-7	.429	0-0	.000	0	2	2	1.5	3	0	1	0	0	11	7.0
FELICIAN	11/08/19		12	2-3	.667	1-2	.500	0-0	.000	0	0	0	1.0	1	0	0	0	0	5	6.3
NYACK	11/09/19		11	1-3	.333	0-2	.000	0-0	.000	0	2	2	1.3	1	2	1	0	0	2	5.3
WEST LIBERTY	11/16/19		20	2-6	.333	2-5	.400	0-0	.000	0	2	2	1.4	1	3	3	0	1	6	5.4
LE MOYNE	11/19/19		16	2-8	.250	1-6	.167	2-2	1.000	1	1	2	1.5	0	2	0	0	0	7	5.7
WILMINGTON (DE)	11/23/19		8	1-3	.333	1-2	.500	0-0	.000	1	0	1	1.4	0	1	0	0	1	3	5.3
at USciences	11/30/19		16	4-8	.500	2-4	.500	0-0	.000	0	1	1	1.4	0	2	1	0	0	10	5.9
SALEM (WV)	12/04/19		16	1-4	.250	0-3	.000	0-0	.000	0	4	4	1.7	1	3	2	0	1	2	5.4
ROBERTS WESLEYAN	12/07/19		17	2-3	.667	1-2	.500	6-6	1.000	0	3	3	1.8	1	0	1	0	0	11	6.0
at Mercy	12/13/19		13	5-6	.833	5-6	.833	0-0	.000	0	1	1	1.7	0	1	0	0	1	15	6.8
Totals		1	167	25-55	.455	17-41	.415	8-8	1.000	2	17	19	1.7	8	14	9	0	4	75	6.8

Games played: 11
Minutes/game: 15.2
Points/game: 6.8
FG Pct: 45.5
3FG Pct: 41.5
FT Pct: 100.0

Rebounds/game: 1.7
Assists/game: 1.3
Turnovers/game: 0.8
Assist/turnover ratio: 1.6
Steals/game: 0.4

DAEMEN MEN'S BASKETBALL
Daemen Individual Game-by-Game (as of Dec 14, 2019)
All games

#20 Salzberg, Ryan

Opponent	Date	gs	min	Total		3-Pointers		Free throws		Rebounds				pf	a	t/o	blk	stl	pts	avg
				fg-fga	pct	3fg-fga	pct	ft-fta	pct	off	def	tot	avg							
MERCYHURST	11/14/19		0	0-0	.000	0-0	.000	0-0	.000	0	0	0	0.0	0	0	0	0	0	0	0.0
WEST LIBERTY	11/16/19		1	0-0	.000	0-0	.000	0-0	.000	0	0	0	0.0	0	0	0	0	0	0	0.0
LE MOYNE	11/19/19		3	1-1	1.000	0-0	.000	0-0	.000	0	0	0	0.0	0	0	0	0	2	2	0.7
at USciences	11/30/19		3	0-0	.000	0-0	.000	0-0	.000	0	0	0	0.0	1	0	0	0	0	0	0.5
SALEM (WV)	12/04/19		4	1-2	.500	1-2	.500	0-0	.000	2	0	2	0.4	0	0	0	0	1	3	1.0
ROBERTS WESLEYAN	12/07/19		4	0-0	.000	0-0	.000	0-0	.000	0	0	0	0.3	1	0	0	0	0	0	0.8
at Mercy	12/13/19		6	4-4	1.000	3-3	1.000	0-0	.000	0	2	2	0.6	1	0	0	0	0	11	2.3
Totals		0	21	6-7	.857	4-5	.800	0-0	.000	2	2	4	0.6	3	0	0	0	3	16	2.3

Games played: 7
Minutes/game: 3.0
Points/game: 2.3
FG Pct: 85.7
3FG Pct: 80.0

Rebounds/game: 0.6
Steals/game: 0.4

DAEMEN MEN'S BASKETBALL
Daemen Individual Game-by-Game (as of Dec 14, 2019)
All games

#22 Sischo, Andrew

Opponent	Date	gs	min	Total		3-Pointers		Free throws		Rebounds				pf	a	t/o	blk	stl	pts	avg	
				fg-fga	pct	3fg-fga	pct	ft-fa	pct	off	def	tot	avg								
vs Northwest Mo. St.	11/01/19	*	38	8-14	.571	0-1	.000	8-13	.615	8	7	15	15.0	3	5	4	1	0	24	24.0	
vs Missouri Western	11/02/19	*	34	4-9	.444	0-0	.000	3-4	.750	1	11	12	13.5	4	3	8	1	1	11	17.5	
FELICIAN	11/08/19	*	36	12-17	.706	1-1	1.000	6-11	.545	3	16	19	15.3	4	4	6	5	1	31	22.0	
NYACK	11/09/19	*	39	12-16	.750	0-1	.000	10-11	.909	6	11	17	15.8	3	0	2	4	0	34	25.0	
MERCYHURST	11/14/19	*	37	8-12	.667	0-0	.000	6-10	.600	7	4	11	14.8	4	1	3	0	0	22	24.4	
WEST LIBERTY	11/16/19	*	33	12-13	.923	1-1	1.000	4-6	.667	8	10	18	15.3	1	2	1	3	0	29	25.2	
LE MOYNE	11/19/19	*	35	11-14	.786	1-2	.500	4-4	1.000	2	9	11	14.7	4	1	5	0	0	27	25.4	
WILMINGTON (DE)	11/23/19	*	35	9-16	.563	0-1	.000	6-11	.545	6	2	8	13.9	2	0	5	0	0	24	25.3	
at USciences	11/30/19	*	34	6-15	.400	0-0	.000	4-5	.800	12	8	20	14.6	3	1	4	1	4	16	24.2	
SALEM (WV)	12/04/19	*	33	15-22	.682	1-2	.500	3-6	.500	5	7	12	14.3	1	1	4	0	0	34	25.2	
ROBERTS WESLEYAN	12/07/19	*	31	12-17	.706	0-0	.000	3-3	1.000	3	8	11	14.0	4	1	2	1	1	27	25.4	
at Mercy	12/13/19	*	24	12-20	.600	0-0	.000	2-4	.500	4	5	9	13.6	2	2	2	2	1	26	25.4	
Totals			12	409	121-185	.654	4-9	.444	59-88	.670	65	98	163	13.6	35	21	46	18	8	305	25.4

Games played: 12
Minutes/game: 34.1
Points/game: 25.4
FG Pct: 65.4
3FG Pct: 44.4
FT Pct: 67.0

Rebounds/game: 13.6
Assists/game: 1.8
Turnovers/game: 3.8
Assist/turnover ratio: 0.5
Steals/game: 0.7
Blocks/game: 1.5

DAEMEN MEN'S BASKETBALL
Daemen Individual Game-by-Game (as of Dec 14, 2019)
All games

#23 Wallace, Joey

Opponent	Date	gs	min	Total		3-Pointers		Free throws		Rebounds				pf	a	t/o	blk	stl	pts	avg	
				fg-fga	pct	3fg-fga	pct	ft-fa	pct	off	def	tot	avg								
vs Northwest Mo. St.	11/01/19	*	31	5-9	.556	2-5	.400	5-6	.833	0	3	3	3.0	4	1	3	0	1	17	17.0	
vs Missouri Western	11/02/19	*	35	2-4	.500	0-0	.000	4-4	1.000	3	3	6	4.5	3	3	5	0	1	8	12.5	
FELICIAN	11/08/19	*	28	3-8	.375	1-5	.200	2-2	1.000	0	6	6	5.0	0	1	2	0	0	9	11.3	
NYACK	11/09/19	*	28	1-6	.167	0-1	.000	0-1	.000	2	3	5	5.0	2	1	2	0	0	2	9.0	
MERCYHURST	11/14/19	*	37	6-16	.375	2-8	.250	4-5	.800	3	2	5	5.0	2	3	2	0	2	18	10.8	
WEST LIBERTY	11/16/19	*	32	8-15	.533	1-5	.200	2-2	1.000	1	4	5	5.0	4	5	3	1	2	19	12.2	
LE MOYNE	11/19/19	*	31	3-7	.429	0-1	.000	0-0	.000	1	4	5	5.0	3	3	3	0	1	6	11.3	
WILMINGTON (DE)	11/23/19	*	33	3-8	.375	1-4	.250	10-11	.909	2	6	8	5.4	3	2	4	0	1	17	12.0	
at USciences	11/30/19	*	21	3-10	.300	1-5	.200	0-0	.000	3	4	7	5.6	2	4	1	0	3	7	11.4	
SALEM (WV)	12/04/19	*	24	2-7	.286	1-6	.167	0-0	.000	0	0	0	5.0	4	6	4	0	1	5	10.8	
ROBERTS WESLEYAN	12/07/19	*	31	4-7	.571	1-2	.500	5-7	.714	3	6	9	5.4	3	7	1	0	0	14	11.1	
at Mercy	12/13/19	*	21	1-5	.200	0-3	.000	2-4	.500	1	11	12	5.9	1	3	3	0	0	4	10.5	
Totals			12	352	41-102	.402	10-45	.222	34-42	.810	19	52	71	5.9	31	39	33	1	12	126	10.5

Games played: 12
Minutes/game: 29.3
Points/game: 10.5
FG Pct: 40.2
3FG Pct: 22.2
FT Pct: 81.0

Rebounds/game: 5.9
Assists/game: 3.3
Turnovers/game: 2.8
Assist/turnover ratio: 1.2
Steals/game: 1.0
Blocks/game: 0.1

DAEMEN MEN'S BASKETBALL
Daemen Individual Game-by-Game (as of Dec 14, 2019)
All games

#24 Basden, Ziv

Opponent	Date	gs	min	Total		3-Pointers		Free throws		Rebounds				pf	a	t/o	blk	stl	pts	avg
				fg-fga	pct	3fg-fga	pct	ft-fta	pct	off	def	tot	avg							
vs Northwest Mo. St.	11/01/19		1	0-0	.000	0-0	.000	0-0	.000	0	0	0	0.0	0	0	0	0	0	0	0.0
WEST LIBERTY	11/16/19		1	0-0	.000	0-0	.000	0-0	.000	0	0	0	0.0	0	0	0	0	0	0	0.0
at USciences	11/30/19		4	2-3	.667	0-0	.000	0-0	.000	1	0	1	0.3	0	0	0	0	0	4	1.3
SALEM (WV)	12/04/19		2	1-1	1.000	0-0	.000	0-0	.000	0	1	1	0.5	0	0	0	0	0	2	1.5
ROBERTS WESLEYAN	12/07/19		2	0-0	.000	0-0	.000	0-0	.000	0	0	0	0.4	1	1	0	1	0	0	1.2
at Mercy	12/13/19		7	3-5	.600	0-1	.000	0-0	.000	1	1	2	0.7	2	1	0	0	0	6	2.0
Totals		0	17	6-9	.667	0-1	.000	0-0	.000	2	2	4	0.7	3	2	0	1	0	12	2.0

Games played: 6
Minutes/game: 2.8
Points/game: 2.0
FG Pct: 66.7
3FG Pct: 0.0

Rebounds/game: 0.7
Assists/game: 0.3
Assist/turnover ratio: 99.9
Blocks/game: 0.2

DAEMEN MEN'S BASKETBALL
Daemen Individual Game-by-Game (as of Dec 14, 2019)
All games

#25 Bradley, Ryan

Opponent	Date	gs	min	Total		3-Pointers		Free throws		Rebounds				pf	a	t/o	blk	stl	pts	avg
				fg-fga	pct	3fg-fga	pct	ft-fa	pct	off	def	tot	avg							
MERCYHURST	11/14/19		11	1-2	.500	0-0	.000	0-0	.000	1	1	2	2.0	2	0	1	0	0	2	2.0
WEST LIBERTY	11/16/19		13	1-2	.500	0-0	.000	0-0	.000	0	2	2	2.0	3	1	1	2	0	2	2.0
LE MOYNE	11/19/19		17	3-5	.600	0-0	.000	3-3	1.000	3	2	5	3.0	2	2	1	0	1	9	4.3
WILMINGTON (DE)	11/23/19		9	3-5	.600	0-1	.000	0-0	.000	1	2	3	3.0	1	1	3	1	1	6	4.8
at USciences	11/30/19		14	1-4	.250	0-2	.000	0-0	.000	2	3	5	3.4	0	0	0	1	0	2	4.2
SALEM (WV)	12/04/19		11	2-6	.333	0-0	.000	0-0	.000	3	0	3	3.3	2	0	2	0	1	4	4.2
ROBERTS WESLEYAN	12/07/19		8	1-2	.500	0-0	.000	0-1	.000	0	1	1	3.0	3	2	0	0	1	2	3.9
at Mercy	12/13/19		9	1-2	.500	1-2	.500	0-0	.000	0	2	2	2.9	4	0	2	0	1	3	3.8
Totals		0	92	13-28	.464	1-5	.200	3-4	.750	10	13	23	2.9	17	6	10	4	5	30	3.8

Games played: 8
Minutes/game: 11.5
Points/game: 3.8
FG Pct: 46.4
3FG Pct: 20.0
FT Pct: 75.0

Rebounds/game: 2.9
Assists/game: 0.8
Turnovers/game: 1.3
Assist/turnover ratio: 0.6
Steals/game: 0.6
Blocks/game: 0.5

DAEMEN MEN'S BASKETBALL
Daemen Individual Game-by-Game (as of Dec 14, 2019)
All games

#34 Luke, Chris

Opponent	Date	gs	min	Total		3-Pointers		Free throws		Rebounds				pf	a	t/o	blk	stl	pts	avg
				fg-fga	pct	3fg-fga	pct	ft-fa	pct	off	def	tot	avg							
vs Northwest Mo. St.	11/01/19		1	0-0	.000	0-0	.000	0-0	.000	0	0	0	0.0	0	0	0	0	0	0.0	
vs Missouri Western	11/02/19		1	0-0	.000	0-0	.000	0-0	.000	0	0	0	0.0	0	0	0	0	0	0.0	
FELICIAN	11/08/19		2	0-0	.000	0-0	.000	0-0	.000	0	1	1	0.3	0	0	0	0	0	0.0	
NYACK	11/09/19		1	0-0	.000	0-0	.000	0-0	.000	0	1	1	0.5	2	0	0	0	0	0.0	
MERCYHURST	11/14/19		0	0-0	.000	0-0	.000	0-0	.000	0	0	0	0.4	0	0	0	0	0	0.0	
WEST LIBERTY	11/16/19		1	0-0	.000	0-0	.000	0-0	.000	0	0	0	0.3	1	0	1	0	0	0.0	
at USciences	11/30/19		2	0-0	.000	0-0	.000	0-0	.000	0	0	0	0.3	2	0	0	0	1	0.0	
SALEM (WV)	12/04/19		1	0-0	.000	0-0	.000	0-0	.000	0	0	0	0.3	0	0	0	0	0	0.0	
ROBERTS WESLEYAN	12/07/19		5	2-2	1.000	0-0	.000	0-0	.000	1	2	3	0.6	0	0	0	0	0	0.4	
at Mercy	12/13/19		5	2-3	.667	0-0	.000	0-0	.000	1	0	1	0.6	2	0	0	0	0	0.8	
Totals		0	19	4-5	.800	0-0	.000	0-0	.000	2	4	6	0.6	7	0	1	0	1	8	0.8

Games played: 10
Minutes/game: 1.9
Points/game: 0.8
FG Pct: 80.0

Rebounds/game: 0.6
Turnovers/game: 0.1
Steals/game: 0.1

DAEMEN MEN'S BASKETBALL
Daemen Individual Game-by-Game (as of Dec 14, 2019)
All games

#44 Redband, Jeff

Opponent	Date	gs	min	Total		3-Pointers		Free throws		Rebounds				pf	a	t/o	blk	stl	pts	avg	
				fg-fga	pct	3fg-fga	pct	ft-fa	pct	off	def	tot	avg								
vs Northwest Mo. St.	11/01/19	*	28	2-3	.667	1-1	1.000	1-2	.500	0	1	1	1.0	0	0	2	0	1	6	6.0	
vs Missouri Western	11/02/19	*	35	4-8	.500	4-6	.667	3-4	.750	1	2	3	2.0	3	4	1	0	3	15	10.5	
FELICIAN	11/08/19	*	24	2-3	.667	1-2	.500	2-2	1.000	1	1	2	2.0	4	2	2	1	1	7	9.3	
NYACK	11/09/19	*	35	6-10	.600	6-9	.667	4-4	1.000	1	2	3	2.3	2	2	4	2	1	22	12.5	
MERCYHURST	11/14/19	*	34	0-7	.000	0-7	.000	0-0	.000	0	3	3	2.4	1	0	2	0	1	0	10.0	
WEST LIBERTY	11/16/19	*	30	3-7	.429	2-5	.400	2-2	1.000	2	5	7	3.2	3	3	3	1	1	10	10.0	
LE MOYNE	11/19/19	*	23	4-13	.308	3-10	.300	2-2	1.000	0	4	4	3.3	1	1	0	1	1	13	10.4	
WILMINGTON (DE)	11/23/19	*	33	3-6	.500	3-6	.500	0-0	.000	0	6	6	3.6	0	0	0	2	0	9	10.3	
at USciences	11/30/19	*	34	9-15	.600	7-12	.583	0-0	.000	2	6	8	4.1	3	2	1	2	1	25	11.9	
SALEM (WV)	12/04/19	*	30	2-6	.333	2-6	.333	0-0	.000	1	6	7	4.4	0	4	0	2	2	6	11.3	
ROBERTS WESLEYAN	12/07/19	*	30	3-12	.250	2-10	.200	2-2	1.000	1	2	3	4.3	3	1	3	1	0	10	11.2	
at Mercy	12/13/19	*	20	1-6	.167	1-4	.250	4-4	1.000	0	1	1	4.0	2	0	0	1	0	7	10.8	
Totals			12	356		39-96	.406	32-78	.410	20-22	.909	9	39	48	4.0	22	19	18	13	130	10.8

Games played: 12
Minutes/game: 29.7
Points/game: 10.8
FG Pct: 40.6
3FG Pct: 41.0
FT Pct: 90.9

Rebounds/game: 4.0
Assists/game: 1.6
Turnovers/game: 1.5
Assist/turnover ratio: 1.1
Steals/game: 1.0
Blocks/game: 1.1

DAEMEN MEN'S BASKETBALL
Daemen Individual Game-by-Game (as of Dec 14, 2019)
All games

#TM TEAM

Opponent	Date	gs	min	Total		3-Pointers		Free throws		Rebounds				pf	a	t/o	blk	stl	pts	avg
				fg-fga	pct	3fg-fga	pct	ft-fa	pct	off	def	tot	avg							
vs Northwest Mo. St.	11/01/19		0	0-0	.000	0-0	.000	0-0	.000	0	3	3	3.0	0	0	0	0	0	0	0.0
vs Missouri Western	11/02/19		0	0-0	.000	0-0	.000	0-0	.000	1	1	2	2.5	0	0	0	0	0	0	0.0
FELICIAN	11/08/19		0	0-0	.000	0-0	.000	0-0	.000	1	3	4	3.0	0	0	0	0	0	0	0.0
NYACK	11/09/19		0	0-0	.000	0-0	.000	0-0	.000	1	3	4	3.3	0	0	0	0	0	0	0.0
MERCYHURST	11/14/19		0	0-0	.000	0-0	.000	0-0	.000	1	3	4	3.4	0	0	0	0	0	0	0.0
WEST LIBERTY	11/16/19		0	0-0	.000	0-0	.000	0-0	.000	1	3	4	3.5	0	0	1	0	0	0	0.0
LE MOYNE	11/19/19		0	0-0	.000	0-0	.000	0-0	.000	3	0	3	3.4	0	0	0	0	0	0	0.0
WILMINGTON (DE)	11/23/19		0	0-0	.000	0-0	.000	0-0	.000	1	2	3	3.4	0	0	0	0	0	0	0.0
at USciences	11/30/19		0	0-0	.000	0-0	.000	0-0	.000	0	1	1	3.1	0	0	0	0	0	0	0.0
SALEM (WV)	12/04/19		0	0-0	.000	0-0	.000	0-0	.000	2	0	2	3.0	0	0	1	0	0	0	0.0
ROBERTS WESLEYAN	12/07/19		0	0-0	.000	0-0	.000	0-0	.000	1	1	2	2.9	0	0	0	0	0	0	0.0
at Mercy	12/13/19		0	0-0	.000	0-0	.000	0-0	.000	1	3	4	3.0	0	0	0	0	0	0	0.0
Totals		0	0	0-0	.000	0-0	.000	0-0	.000	13	23	36	3.0	0	0	2	0	0	0	0.0

Games played: 12

Rebounds/game: 3.0

Turnovers/game: 0.2

DAEMEN MEN'S BASKETBALL
Daemen Combined Team Statistics (as of Dec 14, 2019)
All games

RECORD:	OVERALL	HOME	AWAY	NEUTRAL
ALL GAMES	11-1	8-0	2-0	1-1
CONFERENCE	2-0	1-0	1-0	0-0
NON-CONFERENCE	9-1	7-0	1-0	1-1

#	Player	gp-gs	min	avg	Total		3-Point		F-Throw		Rebounds											
					fg-fga	fg%	3fg-fga	3fg%	ft-fa	ft%	off	def	tot	avg	pf	dq	a	to	blk	stl	pts	avg
22	Sischo, Andrew	12-12	409	34.1	121-185	.654	4-9	.444	59-88	.670	65	98	163	13.6	35	0	21	46	18	8	305	25.4
02	Harris, Breon	8-7	211	26.4	34-87	.391	16-40	.400	12-19	.632	5	32	37	4.6	25	1	23	23	0	16	96	12.0
44	Redband, Jeff	12-12	356	29.7	39-96	.406	32-78	.410	20-22	.909	9	39	48	4.0	22	0	19	18	13	12	130	10.8
23	Wallace, Joey	12-12	352	29.3	41-102	.402	10-45	.222	34-42	.810	19	52	71	5.9	31	0	39	33	1	12	126	10.5
05	Sarkis, Jay	10-10	317	31.7	26-69	.377	14-42	.333	10-15	.667	2	15	17	1.7	7	0	29	19	0	12	76	7.6
12	Harris, Kyle	12-6	258	21.5	32-59	.542	16-36	.444	8-8	1.000	8	26	34	2.8	26	1	16	17	2	1	88	7.3
15	Slack, Keith	11-1	167	15.2	25-55	.455	17-41	.415	8-8	1.000	2	17	19	1.7	8	0	14	9	0	4	75	6.8
25	Bradley, Ryan	8-0	92	11.5	13-28	.464	1-5	.200	3-4	.750	10	13	23	2.9	17	0	6	10	4	5	30	3.8
10	Williams, Donte'	12-0	87	7.3	12-22	.545	5-12	.417	0-0	.000	3	9	12	1.0	9	0	4	6	2	1	29	2.4
20	Salzberg, Ryan	7-0	21	3.0	6-7	.857	4-5	.800	0-0	.000	2	2	4	0.6	3	0	0	0	0	3	16	2.3
24	Basden, Ziv	6-0	17	2.8	6-9	.667	0-1	.000	0-0	.000	2	2	4	0.7	3	0	2	0	1	0	12	2.0
03	Holt, Tajmin	12-0	80	6.7	9-27	.333	2-11	.182	0-1	.000	4	7	11	0.9	7	0	6	4	4	4	20	1.7
14	Hines, Da'Shawn	5-0	9	1.8	2-2	1.000	1-1	1.000	0-0	.000	0	0	0	0.0	0	0	2	0	0	1	5	1.0
34	Luke, Chris	10-0	19	1.9	4-5	.800	0-0	.000	0-0	.000	2	4	6	0.6	7	0	0	1	0	1	8	0.8
04	Duah, Jeffrey	4-0	5	1.3	0-0	.000	0-0	.000	0-0	.000	0	1	1	0.3	0	0	0	1	0	0	0	0.0
Team											13	23	36				2					
Total.....		12	2400		370-753	.491	122-326	.374	154-207	.744	146	340	486	40.5	200	2	181	189	45	80	1016	84.7
Opponents.....		12	2400		307-729	.421	106-313	.339	136-187	.727	102	269	371	30.9	220	-	129	182	29	94	856	71.3

TEAM STATISTICS	DAEM	OPP	Date	Opponent	Score	Att.
SCORING	1016	856	# 11/01/19	vs Northwest Mo. St.	L 65-85	685
Points per game	84.7	71.3	11/02/19	vs Missouri Western	w 68-64	1604
Scoring margin	+13.3	-	% 11/08/19	FELICIAN	w 95-80	450
FIELD GOALS-ATT	370-753	307-729	11/09/19	NYACK	w 80-74	380
Field goal pct	.491	.421	11/14/19	MERCYHURST	w 67-65	375
3 POINT FG-ATT	122-326	106-313	11/16/19	WEST LIBERTY	w 98-83	408
3-point FG pct	.374	.339	11/19/19	LE MOYNE	w 89-79	384
3-pt FG made per game	10.2	8.8	11/23/19	WILMINGTON (DE)	w 83-81	1025
FREE THROWS-ATT	154-207	136-187	11/30/19	at USciences	w 83-57	110
Free throw pct	.744	.727	12/04/19	SALEM (WV)	w 89-59	245
F-Throws made per game	12.8	11.3	* 12/07/19	ROBERTS WESLEYAN	w 96-70	389
REBOUNDS	486	371	* 12/13/19	at Mercy	w 103-59	114
Rebounds per game	40.5	30.9	* - Conference game			
Rebounding margin	+9.6	-				
ASSISTS	181	129				
Assists per game	15.1	10.8				
TURNOVERS	189	182				
Turnovers per game	15.8	15.2				
Turnover margin	-0.6	-				
Assist/turnover ratio	1.0	0.7				
STEALS	80	94				
Steals per game	6.7	7.8				
BLOCKS	45	29				
Blocks per game	3.8	2.4				
ATTENDANCE	3656	2513				
Home games-Avg/Game	8-457	2-112				
Neutral site-Avg/Game	-	2-1144				

Score by Periods	1st	2nd	Totals
Daemen	471	545	1016
Opponents	431	425	856

DAEMEN MEN'S BASKETBALL
Daemen Team Game-by-Game Comparison (as of Dec 14, 2019)
All games

Opponent	1st	2nd	Score	Mar	Total FG	FG Pct	3-Pointers	3FG Pct	Free Throws	FT Pct	Rebounds	Assist	T/Over	Block	Steal	Fouls
Northwest Mo. St.	27/39	38/46	65-85	(20)	21-45/30-53	.467/.566	7-23/11-25	.304/.440	16-23/14-15	.696/.933	26/25 +1	12/16	16/7	1/1	3/9	18/16
Missouri Western	32/34	36/30	68-64	+4	23-50/22-55	.460/.400	10-23/6-28	.435/.214	12-14/14-18	.857/.778	33/29 +4	11/5	23/19	1/4	5/8	20/23
FELICIAN	39/50	56/30	95-80	+15	37-64/29-84	.578/.345	9-23/9-34	.391/.265	12-19/13-14	.632/.929	47/40 +7	18/11	18/13	6/1	6/11	15/19
NYACK	39/38	41/36	80-74	+6	27-61/26-68	.443/.382	11-28/9-27	.393/.333	15-18/13-17	.833/.765	45/33 +12	15/11	16/9	7/3	2/12	17/21
MERCYHURST	29/32	38/33	67-65	+2	23-50/24-47	.460/.511	5-21/6-20	.238/.300	16-23/11-13	.696/.846	29/25 +4	7/13	17/19	0/0	5/8	15/21
WEST LIBERTY	57/45	41/38	98-83	+15	36-66/31-76	.545/.408	12-29/8-26	.414/.308	14-19/13-19	.737/.684	46/34 +12	18/11	25/19	7/3	9/13	19/23
LE MOYNE	43/40	46/39	89-79	+10	34-71/26-58	.479/.448	10-31/16-33	.323/.485	11-11/11-17	1000/.647	38/32 +6	15/12	11/15	2/3	7/4	15/15
WILMINGTON (DE)	37/40	46/41	83-81	+2	27-64/32-64	.422/.500	10-27/15-28	.370/.536	19-26/2-7	.731/.286	41/36 +5	14/16	14/15	3/4	8/7	13/20
USciences	36/30	47/27	83-57	+26	31-74/19-50	.419/.380	14-35/6-19	.400/.316	7-11/13-16	.636/.813	45/32 +13	17/11	9/19	5/3	11/5	19/13
SALEM (WV)	41/24	48/35	89-59	+30	37-73/24-58	.507/.414	12-33/9-32	.364/.281	3-7/2-7	.429/.286	48/26 +22	24/12	20/23	5/3	10/10	11/14
ROBERTS WESLEYAN	46/34	50/36	96-70	+26	34-62/24-54	.548/.444	8-23/7-21	.348/.333	20-23/15-24	.870/.625	37/27 +10	13/7	10/13	4/2	6/3	20/21
Mercy	45/25	58/34	103-59	+44	40-73/20-62	.548/.323	14-30/4-20	.467/.200	9-13/15-20	.692/.750	51/32 +19	17/4	10/11	4/2	8/4	18/14

Note: Game totals are displayed in the format TEAM/OPPONENT for each category

DAEMEN MEN'S BASKETBALL
Daemen Points-Rebounds-Assists (as of Dec 14, 2019)
All games

Opponent	Date	Score		02	03	04	05	10	12	14
				HARRIS,BRE	HOLT,TAJMI	DUAH,JEFFR	SARKIS,JAY	WILLIAMS,D	HARRIS,KYL	HINES,DA'S
vs Northwest Mo. St.	11/01/19	65-85	L	0-1-0	0-0-0	DNP	2-0-2	8-0-2	5-2-2	DNP
vs Missouri Western	11/02/19	68-64	w	DNP	0-2-0	DNP	7-1-1	5-3-0	11-2-0	DNP
FELICIAN	11/08/19	95-80	w	18-7-6	0-0-0	DNP	11-2-3	4-4-2	10-2-0	DNP
NYACK	11/09/19	80-74	w	11-11-7	3-0-0	DNP	6-2-2	0-0-0	0-0-1	DNP
MERCYHURST	11/14/19	67-65	w	4-1-1	0-0-0	DNP	10-0-1	0-0-0	11-3-1	DNP
WEST LIBERTY	11/16/19	98-83	w	17-3-2	0-1-2	0-0-0	DNP	4-0-0	11-4-0	0-0-0
LE MOYNE	11/19/19	89-79	w	14-4-2	2-0-0	DNP	DNP	2-1-0	7-3-4	DNP
WILMINGTON (DE)	11/23/19	83-81	w	21-4-3	0-1-0	DNP	0-2-4	0-1-0	3-4-3	DNP
at USciences	11/30/19	83-57	w	DNP	0-0-1	DNP	6-1-5	6-0-0	7-1-2	0-0-0
SALEM (WV)	12/04/19	89-59	w	DNP	6-1-1	0-0-0	11-6-8	0-3-0	14-7-1	2-0-0
ROBERTS WESLEYAN	12/07/19	96-70	w	DNP	7-1-0	0-0-0	14-1-0	0-0-0	4-3-1	3-0-0
at Mercy	12/13/19	103-59	w	11-6-2	2-5-2	0-1-0	9-2-3	0-0-0	5-3-1	0-0-2

Opponent	Date	Score		15	20	22	23	24	25	34
				SLACK,KEIT	SALZBERG,R	SISCHO,AND	WALLACE,JO	BASDEN,ZIV	BRADLEY,RV	LUKE,CHRIS
vs Northwest Mo. St.	11/01/19	65-85	L	3-1-0	DNP	24-15-5	17-3-1	0-0-0	DNP	0-0-0
vs Missouri Western	11/02/19	68-64	w	11-2-0	DNP	11-12-3	8-6-3	DNP	DNP	0-0-0
FELICIAN	11/08/19	95-80	w	5-0-0	DNP	31-19-4	9-6-1	DNP	DNP	0-1-0
NYACK	11/09/19	80-74	w	2-2-2	DNP	34-17-0	2-5-1	DNP	DNP	0-1-0
MERCYHURST	11/14/19	67-65	w	DNP	0-0-0	22-11-1	18-5-3	DNP	2-2-0	0-0-0
WEST LIBERTY	11/16/19	98-83	w	6-2-3	0-0-0	29-18-2	19-5-5	0-0-0	2-2-1	0-0-0
LE MOYNE	11/19/19	89-79	w	7-2-2	2-0-0	27-11-1	6-5-3	DNP	9-5-2	DNP
WILMINGTON (DE)	11/23/19	83-81	w	3-1-1	DNP	24-8-0	17-8-2	DNP	6-3-1	DNP
at USciences	11/30/19	83-57	w	10-1-2	0-0-0	16-20-1	7-7-4	4-1-0	2-5-0	0-0-0
SALEM (WV)	12/04/19	89-59	w	2-4-3	3-2-0	34-12-1	5-0-6	2-1-0	4-3-0	0-0-0
ROBERTS WESLEYAN	12/07/19	96-70	w	11-3-0	0-0-0	27-11-1	14-9-7	0-0-1	2-1-2	4-3-0
at Mercy	12/13/19	103-59	w	15-1-1	11-2-0	26-9-2	4-12-3	6-2-1	3-2-0	4-1-0

Opponent	Date	Score		44
				REDBAND,JE
vs Northwest Mo. St.	11/01/19	65-85	L	6-1-0
vs Missouri Western	11/02/19	68-64	w	15-3-4
FELICIAN	11/08/19	95-80	w	7-2-2
NYACK	11/09/19	80-74	w	22-3-2
MERCYHURST	11/14/19	67-65	w	0-3-0
WEST LIBERTY	11/16/19	98-83	w	10-7-3
LE MOYNE	11/19/19	89-79	w	13-4-1
WILMINGTON (DE)	11/23/19	83-81	w	9-6-0
at USciences	11/30/19	83-57	w	25-8-2
SALEM (WV)	12/04/19	89-59	w	6-7-4
ROBERTS WESLEYAN	12/07/19	96-70	w	10-3-1
at Mercy	12/13/19	103-59	w	7-1-0

DAEMEN MEN'S BASKETBALL
Daemen Game-by-Game Highs (as of Dec 14, 2019)
All games

Opponent	Date	Score	Points	Rebounds	Assists	Steals	Blocked shots
vs Northwest Mo. St.	11/01/19	65-85	24-Sischo, Andrew	15-Sischo, Andrew	5-Sischo, Andrew	1-Redband, Jeff Wallace, Joey Harris, Kyle	1-Sischo, Andrew
vs Missouri Western	11/02/19	68-64	15-Redband, Jeff	12-Sischo, Andrew	4-Redband, Jeff	3-Redband, Jeff	1-Sischo, Andrew
FELICIAN	11/08/19	95-80	31-Sischo, Andrew	19-Sischo, Andrew	6-Harris, Breon	3-Harris, Breon	5-Sischo, Andrew
NYACK	11/09/19	80-74	34-Sischo, Andrew	17-Sischo, Andrew	7-Harris, Breon	1-Redband, Jeff Harris, Breon	4-Sischo, Andrew
MERCYHURST	11/14/19	67-65	22-Sischo, Andrew	11-Sischo, Andrew	3-Wallace, Joey	2-Sarkis, Jay Wallace, Joey	None
WEST LIBERTY	11/16/19	98-83	29-Sischo, Andrew	18-Sischo, Andrew	5-Wallace, Joey	4-Harris, Breon	3-Sischo, Andrew
LE MOYNE	11/19/19	89-79	27-Sischo, Andrew	11-Sischo, Andrew	4-Harris, Kyle	2-Harris, Breon Salzberg, Ryan	1-Redband, Jeff Harris, Kyle
WILMINGTON (DE)	11/23/19	83-81	24-Sischo, Andrew	8-Wallace, Joey Sischo, Andrew	4-Sarkis, Jay	3-Harris, Breon	2-Redband, Jeff
at USciences	11/30/19	83-57	25-Redband, Jeff	20-Sischo, Andrew	5-Sarkis, Jay	4-Sischo, Andrew	2-Redband, Jeff
SALEM (WV)	12/04/19	89-59	34-Sischo, Andrew	12-Sischo, Andrew	8-Sarkis, Jay	3-Sarkis, Jay	2-Redband, Jeff Holt, Tajmin
ROBERTS WESLEYAN	12/07/19	96-70	27-Sischo, Andrew	11-Sischo, Andrew	7-Wallace, Joey	3-Sarkis, Jay	1-Redband, Jeff Basden, Ziv Holt, Tajmin Sischo, Andrew
at Mercy	12/13/19	103-59	26-Sischo, Andrew	12-Wallace, Joey	3-Sarkis, Jay Wallace, Joey	3-Harris, Breon	2-Sischo, Andrew

DAEMEN MEN'S BASKETBALL
Daemen Team High/Low Analysis (as of Dec 14, 2019)
All games

Daemen - TEAM GAME HIGHS

POINTS	103		at Mercy (12/13/19)
	98		WEST LIBERTY (11/16/19)
	96		ROBERTS WESLEYAN (12/07/19)
	95		FELICIAN (11/08/19)
	89		SALEM (WV) (12/04/19)
	89		LE MOYNE (11/19/19)
FIELD GOALS MADE	40		at Mercy (12/13/19)
	37		SALEM (WV) (12/04/19)
	37		FELICIAN (11/08/19)
FIELD GOAL ATTEMPTS	74		at USciences (11/30/19)
	73		at Mercy (12/13/19)
	73		SALEM (WV) (12/04/19)
FIELD GOAL PERCENTAGE	.578	(37-64)	FELICIAN (11/08/19)
	.548	(34-62)	ROBERTS WESLEYAN (12/07/19)
3 PT FIELD GOALS MADE	14		at Mercy (12/13/19)
	14		at USciences (11/30/19)
3 PT FG ATTEMPTS	35		at USciences (11/30/19)
	33		SALEM (WV) (12/04/19)
3 PT FG PERCENTAGE	.467	(14-30)	at Mercy (12/13/19)
	.435	(10-23)	vs Missouri Western (11/02/19)
FREE THROWS MADE	20		ROBERTS WESLEYAN (12/07/19)
	19		WILMINGTON (DE) (11/23/19)
FREE THROW ATTEMPTS	26		WILMINGTON (DE) (11/23/19)
	23		ROBERTS WESLEYAN (12/07/19)
	23		MERCYHURST (11/14/19)
	23		vs Northwest Mo. St. (11/01/19)
FREE THROW PERCENTAGE	1.000	(11-11)	LE MOYNE (11/19/19)
	.870	(20-23)	ROBERTS WESLEYAN (12/07/19)
REBOUNDS	51		at Mercy (12/13/19)
	48		SALEM (WV) (12/04/19)
ASSISTS	24		SALEM (WV) (12/04/19)
	18		WEST LIBERTY (11/16/19)
	18		FELICIAN (11/08/19)
STEALS	11		at USciences (11/30/19)
	10		SALEM (WV) (12/04/19)
BLOCKED SHOTS	7		WEST LIBERTY (11/16/19)
	7		NYACK (11/09/19)
TURNOVERS	25		WEST LIBERTY (11/16/19)
	23		vs Missouri Western (11/02/19)
FOULS	20		ROBERTS WESLEYAN (12/07/19)
	20		vs Missouri Western (11/02/19)

DAEMEN MEN'S BASKETBALL
Daemen High/Low Analysis (as of Dec 14, 2019)
All games

Opponent - GAME HIGHS

POINTS	85	vs Northwest Mo. St. (11/01/19)
	83	WEST LIBERTY (11/16/19)
	81	WILMINGTON (DE) (11/23/19)
	80	FELICIAN (11/08/19)
	79	LE MOYNE (11/19/19)
FIELD GOALS MADE	32	WILMINGTON (DE) (11/23/19)
	31	WEST LIBERTY (11/16/19)
FIELD GOAL ATTEMPTS	84	FELICIAN (11/08/19)
	76	WEST LIBERTY (11/16/19)
FIELD GOAL PERCENTAGE	.566 (30-53)	vs Northwest Mo. St. (11/01/19)
	.511 (24-47)	MERCYHURST (11/14/19)
3 PT FIELD GOALS MADE	16	LE MOYNE (11/19/19)
	15	WILMINGTON (DE) (11/23/19)
3 PT FG ATTEMPTS	34	FELICIAN (11/08/19)
	33	LE MOYNE (11/19/19)
3 PT FG PERCENTAGE	.536 (15-28)	WILMINGTON (DE) (11/23/19)
	.485 (16-33)	LE MOYNE (11/19/19)
FREE THROWS MADE	15	at Mercy (12/13/19)
	15	ROBERTS WESLEYAN (12/07/19)
FREE THROW ATTEMPTS	24	ROBERTS WESLEYAN (12/07/19)
	20	at Mercy (12/13/19)
FREE THROW PERCENTAGE	.933 (14-15)	vs Northwest Mo. St. (11/01/19)
	.929 (13-14)	FELICIAN (11/08/19)
REBOUNDS	40	FELICIAN (11/08/19)
	36	WILMINGTON (DE) (11/23/19)
ASSISTS	16	WILMINGTON (DE) (11/23/19)
	16	vs Northwest Mo. St. (11/01/19)
STEALS	13	WEST LIBERTY (11/16/19)
	12	NYACK (11/09/19)
BLOCKED SHOTS	4	WILMINGTON (DE) (11/23/19)
	4	vs Missouri Western (11/02/19)
TURNOVERS	23	SALEM (WV) (12/04/19)
	19	at USciences (11/30/19)
	19	WEST LIBERTY (11/16/19)
	19	MERCYHURST (11/14/19)
	19	vs Missouri Western (11/02/19)
FOULS	23	WEST LIBERTY (11/16/19)
	23	vs Missouri Western (11/02/19)

DAEMEN MEN'S BASKETBALL
Daemen High/Low Analysis (as of Dec 14, 2019)
All games

Daemen - GAME LOWS

POINTS	65	vs Northwest Mo. St. (11/01/19)
	67	MERCYHURST (11/14/19)
	68	vs Missouri Western (11/02/19)
	80	NYACK (11/09/19)
	83	WILMINGTON (DE) (11/23/19)
	83	at USciences (11/30/19)
FIELD GOALS MADE	21	vs Northwest Mo. St. (11/01/19)
	23	vs Missouri Western (11/02/19)
	23	MERCYHURST (11/14/19)
FIELD GOAL ATTEMPTS	45	vs Northwest Mo. St. (11/01/19)
	50	vs Missouri Western (11/02/19)
	50	MERCYHURST (11/14/19)
FIELD GOAL PERCENTAGE	.419 (31-74)	at USciences (11/30/19)
	.422 (27-64)	WILMINGTON (DE) (11/23/19)
3 PT FIELD GOALS MADE	5	MERCYHURST (11/14/19)
	7	vs Northwest Mo. St. (11/01/19)
3 PT FG ATTEMPTS	21	MERCYHURST (11/14/19)
	23	vs Northwest Mo. St. (11/01/19)
	23	vs Missouri Western (11/02/19)
	23	FELICIAN (11/08/19)
	23	ROBERTS WESLEYAN (12/07/19)
3 PT FG PERCENTAGE	.238 (5-21)	MERCYHURST (11/14/19)
	.304 (7-23)	vs Northwest Mo. St. (11/01/19)
FREE THROWS MADE	3	SALEM (WV) (12/04/19)
	7	at USciences (11/30/19)
FREE THROW ATTEMPTS	7	SALEM (WV) (12/04/19)
	11	LE MOYNE (11/19/19)
	11	at USciences (11/30/19)
FREE THROW PERCENTAGE	.429 (3-7)	SALEM (WV) (12/04/19)
	.632 (12-19)	FELICIAN (11/08/19)
REBOUNDS	26	vs Northwest Mo. St. (11/01/19)
	29	MERCYHURST (11/14/19)
ASSISTS	7	MERCYHURST (11/14/19)
	11	vs Missouri Western (11/02/19)
STEALS	2	NYACK (11/09/19)
	3	vs Northwest Mo. St. (11/01/19)
BLOCKED SHOTS	0	MERCYHURST (11/14/19)
	1	vs Northwest Mo. St. (11/01/19)
	1	vs Missouri Western (11/02/19)
TURNOVERS	9	at USciences (11/30/19)
	10	ROBERTS WESLEYAN (12/07/19)
	10	at Mercy (12/13/19)
FOULS	11	SALEM (WV) (12/04/19)
	13	WILMINGTON (DE) (11/23/19)

DAEMEN MEN'S BASKETBALL
Daemen High/Low Analysis (as of Dec 14, 2019)
All games

Opponent - GAME LOWS

POINTS	57		at USciences (11/30/19)
	59		SALEM (WV) (12/04/19)
	59		at Mercy (12/13/19)
	64		vs Missouri Western (11/02/19)
	65		MERCYHURST (11/14/19)
FIELD GOALS MADE	19		at USciences (11/30/19)
	20		at Mercy (12/13/19)
FIELD GOAL ATTEMPTS	47		MERCYHURST (11/14/19)
	50		at USciences (11/30/19)
FIELD GOAL PERCENTAGE	.323	(20-62)	at Mercy (12/13/19)
	.345	(29-84)	FELICIAN (11/08/19)
3 PT FIELD GOALS MADE	4		at Mercy (12/13/19)
	6		vs Missouri Western (11/02/19)
	6		MERCYHURST (11/14/19)
	6		at USciences (11/30/19)
3 PT FG ATTEMPTS	19		at USciences (11/30/19)
	20		MERCYHURST (11/14/19)
	20		at Mercy (12/13/19)
3 PT FG PERCENTAGE	.200	(4-20)	at Mercy (12/13/19)
	.214	(6-28)	vs Missouri Western (11/02/19)
FREE THROWS MADE	2		WILMINGTON (DE) (11/23/19)
	2		SALEM (WV) (12/04/19)
FREE THROW ATTEMPTS	7		WILMINGTON (DE) (11/23/19)
	7		SALEM (WV) (12/04/19)
FREE THROW PERCENTAGE	.286	(2-7)	WILMINGTON (DE) (11/23/19)
	.286	(2-7)	SALEM (WV) (12/04/19)
REBOUNDS	25		vs Northwest Mo. St. (11/01/19)
	25		MERCYHURST (11/14/19)
ASSISTS	4		at Mercy (12/13/19)
	5		vs Missouri Western (11/02/19)
STEALS	3		ROBERTS WESLEYAN (12/07/19)
	4		LE MOYNE (11/19/19)
	4		at Mercy (12/13/19)
BLOCKED SHOTS	0		MERCYHURST (11/14/19)
	1		vs Northwest Mo. St. (11/01/19)
	1		FELICIAN (11/08/19)
TURNOVERS	7		vs Northwest Mo. St. (11/01/19)
	9		NYACK (11/09/19)
FOULS	13		at USciences (11/30/19)
	14		SALEM (WV) (12/04/19)
	14		at Mercy (12/13/19)