



DAEMEN MEN'S BASKETBALL 2019-20 GAME NOTES



TWO-TIME EAST COAST CONFERENCE REGULAR SEASON CHAMPIONS // 2014 • 2019

SCHEDULE & RESULTS

(H: 8-0, A: 1-0, N: 1-1)

OCTOBER

24 @ Buffalo #	L, 111-73
26 @ Syracuse #	L, 90-71
29 Mohawk #	W, 116-54

NOVEMBER (8-1)

1 #1 NW Mo. St. %	L, 85-65
2 Mo. Western St. %	W, 68-64
8 Felician \$	W, 95-80
9 Nyack \$	W, 80-74
14 Mercyhurst	W, 67-65
16 #4 West Liberty	W, 98-83
19 Le Moyne	W, 89-79
23 Wilmington !	W, 83-81
30 @ U. Sciences	W, 83-57

DECEMBER (2-0)

4 Salem	W, 89-59
7 Roberts Wesleyan *	W, 96-70
13 @ Mercy *	7 PM
15 @ St. Thomas Aquinas*	3 PM
19 @ St. Rose	1 PM

JANUARY (0-0)

1 @ St. Anselm	1 PM
2 @ St. Michael's	1 PM
4 @ Stonehill	1 PM
10 Queens *	8 PM
12 Bridgeport *	3 PM
19 @ Dist. Columbia *	3 PM
24 Molloy *	8 PM
26 New York Tech *	3 PM

FEBRUARY (0-0)

1 @ Roberts Wesleyan *	4 PM
7 @ Bridgeport *	8 PM
9 @ Queens *	1:30 PM
14 St. Thomas Aquinas *	8 PM
16 Mercy *	3 PM
21 Dist. Columbia *	8 PM
28 @ Molloy *	7 PM

MARCH (0-0)

1 @ New York Tech *	3:30 PM
---------------------	---------

denotes exhibition

% denotes SCB Hall of Fame Classic

\$ denotes ECC-CACC Challenge

! denotes game played at KeyBank Center

* denotes East Coast Conference

ATHLETIC COMMUNICATIONS

Mike Miranto

Sr. Associate A.D., Operations & Communications

Email: mmiranto@daemen.edu

Office: 716-839-8385

Cell: 716-471-7626

Twitter: @coachmiranto

Website: daemenwildcats.com

#8/#8 DAEMEN WILDCATS (10-1, 1-0 ECC)

@DaemenMBB



Head Coach: Mike MacDonald (St. Bona. '88)

Record at Daemen: 115-44 (6th season)

Record Overall: 371-270 (23rd season)

MERCY MAVERICKS (1-8, 0-1 ECC)

@MercyMavericks



Head Coach: Michael Maczko (Salisbury '12)

Record at Mercy: 19-45 (3rd season)

Record Overall: 19-45 (3rd season)

GAMEDAY INFO

Date _____ December 13, 2019
 Time _____ 7:00 PM
 Venue _____ Victory Hall
 Location _____ Dobbs Ferry, NY
 Live Stream _____ ECC Network
 Live Stats _____ mercyathletics.com

BY THE NUMBERS

Category	DC	MER
Scoring Off.	83.0	69.1
Scoring Def.	72.5	85.9
FG% Offense	.485	.409
FG% Defense	.430	.451
3pt FG% Off.	.365	.309
3pt FG% Def.	.348	.395
Rebounds/Game	39.5	38.2
Turnovers/Game	16.3	19.0

FASTBREAK POINTS: 10 THINGS TO KNOW ABOUT THE GAME

1. Daemen plays their first East Coast Conference road game of the season - and just their second true road game overall - Friday night at Mercy.
2. The Wildcats are riding a 10-game winning streak into Friday's contest. It ranks as the longest winning streak of Daemen's NCAA Division II era (2015-present), and is the Wildcats' second streak of that length in the last two seasons. It also presently ranks as the longest active streak among all Division II teams, and the second-longest streak across all NCAA divisions. Only Division I Liberty (11 straight wins) has won more games in a row.
3. Daemen extended their winning streak last Saturday with a 96-70 rout of rival Roberts Wesleyan at Lumsden Gymnasium. Five players scored in double figures, led by **Andrew Sischo** (27 points, 11 rebounds). Daemen's 12-point halftime lead was trimmed to three with under 14:30 to play, but the Wildcats outscored RWC 44-21 from there. It marked Daemen's 16th straight home win and also their 18th consecutive win in the series with RWC.
4. Mercy comes in looking to snap a three-game slide following a 74-68 loss to Nyack earlier this week. Three of their last four games have been decided by six points or less, including a 64-60 defeat of Georgian Court for the first and only win of the season to date.
5. Daemen is a top-10 ranked team in both Division II national polls for the first time in program history. The Wildcats have been ranked in 12 consecutive NABC top-25 polls, rising to No. 8 this week. Daemen is also ranked eighth in the D2SIDA national media poll. Both positions represent Daemen's highest ascent up the national rankings.
6. The game will feature two of the best big men in the East Region as Daemen's **Andrew Sischo** goes toe-to-toe with Mercy's **Bryan Griffin**. Both players are among the ECC leaders in scoring and rebounding. Sischo comes in averaging league-highs of 25.4 points and 14.0 rebounds per game. He leads the country with 10 double-doubles this season. Griffin is getting 19.2 points and 13.1 rebounds per game. He's coming off a career-high 26 rebounds Tuesday vs. Nyack, and averaged 24.0 points and 13.0 rebounds in two games vs. Daemen last season.
7. Daemen is unbeaten (13-0) in the all-time series with Mercy. The Wildcats posted the largest margin of victory in the series when the teams last met, winning 89-69 at Lumsden Gymnasium last March. Daemen needed some late heroics to survive in an earlier meeting at Mercy. **Breon Harris** scored five points in the final 25 seconds to help Daemen erase a four-point deficit in a 75-74 thriller. It marked Daemen's second one-point win in the series.
8. **Jay Sarkis** has scored 10+ points in back-to-back games for the first time this season. The redshirt senior guard netted 11 points last Wednesday vs. Salem, and followed up with a season-high 14 points vs. Roberts Wesleyan. He cannot five three-pointers in those contests, his most in a two-game stretch this season. He also enters Friday's game with 271 career assists - one shy of tying Monty Montgomery for 10th in program history.
9. Daemen has won three straight games by 25+ points - the first time they've achieved such a streak since the first four games of the 2012-13 season when the team was playing an independent schedule while beginning their transition to NCAA membership.
10. After making a season-low five three-pointers in a 67-65 win over Mercyhurst on Nov. 14, the Wildcats are averaging 11.0 made threes in the six games since. Daemen made 10+ threes in five successive games from Nov. 16 through Dec. 4, including a season-high 14 in a win at U. Sciences on Nov. 30.

PROBABLE LINEUP

STARTING FIVE	HT	YR	HOMETOWN	GP/GS	PPG	RPG	APG	MPG
G 5 Jay Sarkis	6-1	R-Sr.	Rochester, N.Y.	9/9	7.4	1.7	2.9	32.7
G 12 Kyle Harris	6-3	Jr.	Buffalo, N.Y.	11/5	7.5	2.8	1.4	21.5
C 22 Andrew Sischo	6-9	R-Jr.	Guilford, N.Y.	11/11	25.4	14.0	1.7	35.0
F 23 Joey Wallace	6-4	R-Sr.	Rochester, N.Y.	11/11	11.1	5.4	3.3	30.1
F 44 Jeff Redband	6-7	R-Sr.	Batavia, N.Y.	11/11	11.2	4.3	1.7	30.5

OFF THE BENCH (NEXT FIVE)

G 2 Breon Harris	5-9	Sr.	Niagara Falls, N.Y.	7/7	12.1	4.4	3.0	27.1
G 15 Keith Slack	5-8	Fr.	Rochester, N.Y.	10/1	6.0	1.8	1.3	15.4
F 25 Ryan Bradley	6-7	R-Fr.	Niagara Falls, N.Y.	7/0	3.9	3.0	0.9	11.9
G 10 Donte' Williams	6-4	R-Sr.	Buffalo, N.Y.	11/0	2.6	1.1	0.4	6.6
G 3 Tajmin Holt	6-3	R-So.	Rochester, N.Y.	11/0	1.6	0.5	0.4	6.5

NUMERICAL ROSTER

No.	Name	Yr.	Pos.	Ht.	Wt.	Hometown / High School / Previous School
2	Breon Harris	Sr.	G	5-9	170	Niagara Falls, N.Y. / Niagara Falls
3	Tajmin Holt	R-So.	G	6-3	200	Rochester, N.Y. / Rochester Early College
4	Jeffrey Duah	Sr.	G	5-7	185	Bronx, N.Y. / South Bronx
5	Jay Sarkis	R-Sr.	G	6-1	175	Rochester, N.Y. / Greece Athena
10	Donte' Williams	R-Sr.	G/F	6-4	180	Buffalo, N.Y. / Bishop Timon-St. Jude / California (Pa.)
11	Trevor Book	So.	G	6-4	175	North Tonawanda, N.Y. / North Tonawanda
12	Kyle Harris	Jr.	G	6-3	180	Buffalo, N.Y. / Park School / Erie Community College
14	Da'Shawn Hines	R-So.	G	5-10	170	Amherst, N.Y. / Amherst
15	Keith Slack	Fr.	G	5-8	155	Rochester, N.Y. / Gates Chili
20	Ryan Salzberg	Fr.	G	6-4	180	Manlius, N.Y. / Bridgton Academy
21	Josiah Chandler	Fr.	G	6-0	180	New York City, N.Y. / LaSalle Academy
22	Andrew Sischo	R-Jr.	C	6-9	240	Guilderland, N.Y. / Guilderland
23	Joey Wallace	R-Sr.	G	6-4	205	Rochester, N.Y. / Immaculate / Southern Connecticut State
24	Ziv Basden	R-So.	F	6-5	195	Nassau, Bahamas / Redemption Christian
25	Ryan Bradley	R-Fr.	F	6-7	190	Niagara Falls, N.Y. / Canisius
30	Patrick Higgins	Fr.	G	5-10	180	Pennington, N.Y. / The Pennington School
33	Joey Atkins	So.	G/F	6-4	175	Watervliet, N.Y. / Watervliet / Jefferson
34	Chris Luke	Jr.	C	7-0	250	Cortland, N.Y. / Cortland / Niagara County Community College
44	Jeff Redband	R-Sr.	F	6-7	180	Batavia, N.Y. / Batavia
51	Justin Pouppey	Fr.	G	5-10	160	Buffalo, N.Y. / St. Francis


RADIO/TV ROSTER



#2
Breon Harris
G • Sr. • 5-9
Niagara Falls, N.Y.
Niagara Falls




#3
Tajmin Holt
G • R-So. • 6-3
Rochester, N.Y.
Rochester Early College



#4
Jeffrey Duah
G • Jr. • 5-7
Bronx, N.Y.
South Bronx



#5
Jay Sarkis
G • R-Sr. • 6-1
Rochester, N.Y.
Greece Athena




#10
Donte' Williams
G/F • R-Sr. • 6-4
Buffalo, N.Y.
Bishop Timon/St. Jude




#11
Trevor Book
G • So. • 6-4
N. Tonawanda, N.Y.
N. Tonawanda



#12
Kyle Harris
G • Jr. • 6-e
Buffalo, N.Y.
Park School



#14
DaShawn Hines
G • R-So. • 5-10
Amherst, N.Y.
Amherst



#15
Keith Slack
G • Fr. • 5-8
Rochester, N.Y.
Gates Chili



#20
Ryan Salzberg
G • Fr. • 6-4
Manlius, N.Y.
Bridgton Academy



#21
Josiah Chandler
G • Fr. • 6-0
New York City, N.Y.
LaSalle Academy



#22
Andrew Sischo
C • R-Jr. • 6-9
Guilderland, N.Y.
Guilderland



#23
Joey Wallace
G • R-Sr. • 6-4
Rochester, N.Y.
Immaculate



#24
Ziv Basden
F • R-So. • 6-5
Nassau, Bahamas
Redemption Christian



#25
Ryan Bradley
F • R-Fr. • 6-7
Niagara Falls, N.Y.
Canisius



#30
Patrick Higgins
G • Fr. • 5-10
Pennington, N.Y.
The Pennington School




#33
Joey Atkins
G/F • So. • 6-4
Watervliet, N.Y.
Watervliet



#34
Chris Luke
C • Jr. • 7-0
Cortland, N.Y.
Cortland



#44
Jeff Redband
F • R-Sr. • 6-7
Batavia, N.Y.
Batavia



#51
Justin Pouppey
G • Fr. • 5-10
Buffalo, N.Y.
St. Francis

QUICK FACTS

Name of School.....Daemen College
 City / Zip.....Amherst, N.Y. / 14226
 Founded.....1947 (as Rosary Hill College)
 Enrollment.....2,636
 School Colors.....Medium Blue, Gray & White
 Nickname.....Wildcats
 Arena.....Lumsden Gymnasium
 Capacity.....1,000
 Affiliation.....NCAA Division II
 Conference.....East Coast Conference (ECC)
 President.....Dr. Gary A. Olson
 Athletic Director.....Traci Murphy
 Athletic Department Phone.....(716) 839-8346
 Athletics Website.....daemenwildcats.com

COACHING STAFF

Head Coach.....Mike MacDonald
 Alma Mater, Yr.....St. Bonaventure, '88
 Record at Daemen (years).....115-44 (6)
 Career Record (years).....371-270 (23)
 Office Phone.....(716) 839-8380
 Assistant Coach.....Ryan Grandits
 Assistant Coach.....Matt Dyrek
 Assistant Coach.....Jordan Glover
 Athletic Trainer (Asst. A.D. for Sports Med./Perf.).....Jeff Sage
 Strength & Conditioning Coach.....Katie Eschner

TEAM INFORMATION

2019-20 Record.....10-1
 ECC Record / Place in Standings.....1-0 / Tied-1st
 Starters Returning / Lost.....4 / 1
 Letterwinners Returning / Lost.....10 / 5
 Newcomers (Freshmen / Transfers).....10 (5 / 5)

TEAM HISTORY

First year of modern era.....1986-87
 Overall Record.....564-436
 NAIA membership.....1986-87 to 2011-12
 American Mideast Conference.....2001-02 to 2011-12
 NAIA Tournament Appearances.....4
 NAIA Era Record / Seasons.....401-379 / 26
 USCAA membership.....2012-13 to 2014-15
 USCAA Tournament Appearances.....3
 USCAA Championships / Year.....1 / 2015
 USCAA Era Record / Seasons.....69-23 / 3
 NCAA Division II transition period.....2012-13 to 2014-15
 NCAA Division II membership.....2015-16 to Present
 East Coast Conference.....2013-14 to Present
 East Coast Conference Record / Seasons.....87-27 / 7
 NCAA Tournament Appearances / Years.....1 / 2019
 NCAA Era Record / Seasons.....94-34 / 5

2019-20 AWARDS

Andrew Sischo.....ECC Preseason Player of the Year
 2x USBWA Men's Division II National Player of the Week
 3x ECC Player of the Week
 2x ECC Defensive Player of the Week
 SCB National Hall of Fame Classic All-Tournament Team
 ECC-CACC Challenge MVP
 Jeff Redband.....ECC Player of the Week
 Joey Wallace.....2x ECC Defensive Player of the Week
 Ryan Bradley.....ECC Rookie of the Week
 Jay Sarkis.....ECC-CACC Challenge All-Tournament Team
 Breon Harris.....ECC-CACC Challenge All-Tournament Team

MERCY SCOUTING REPORT

- Mercy is led by third-year head coach Michael Maczko who has led the team to a 19-45 record to date. Maczko presided over a 10-win season in 2017-18, an increase of eight wins over the previous season.
- The Mavericks return five players and two starters from their 2018-19 team that went 8-18 overall and 6-12 in ECC play.
- Bryan Griffin headlines the Mercy returners after earning All-ECC First Team honors last season. The 6-foot-8 redshirt junior forward has recorded five double-doubles this season - including the last three games - and is producing 19.2 points and 13.1 rebounds per game. He first in blocks (17), second in rebounding and third in scoring among the ECC leaders, and is coming off a 17-point, 26-rebound outing vs. Nyack earlier this week.
- Newcomer Nakeem Hamilton (13.0 ppg) and returner Matthew Alectus (11.2 ppg) are also scoring in double figures. Alectus has missed the last four games.
- After dropping their first five games this season by an average margin of 25.2 points, three of their last four have been decided by six points or less, including a 64-60 win over Georgian Court - their lone win of the season to date.
- The Mavericks are coming off a 74-68 loss to Nyack, and enter Friday's game looking to snap a three-game slide.
- After facing Daemen on Friday, the Mavericks will have played against all four East Region teams that are currently included in the NABC top-25 national poll. The Mavericks have suffered earlier losses to #23 Pace (99-64), #24 St. Thomas Aquinas (71-52) and #25 Dominican (101-74).

SERIES HISTORY VS. MERCY

All-Time Series Daemen 13-0
 At Daemen Daemen 6-0
 At Mercy Daemen 6-0
 At Neutral Site Daemen 1-0

Current Streak Daemen won 13
 Last 5 Games Daemen leads 5-0

Daemen

Most Points 103, 03/05/16
 Largest Victory 20, 03/01/19

Mercy

Most Points 102, 03/05/16
 Largest Victory N/A

LAST 13 GAMES VS. MERCY

Date	Site	Result
03/01/19	H	W, 89-69
01/18/19	A	W, 75-74
01/26/18	H	W, 68-60
12/15/17	A	W, 86-82
01/28/17	A	W, 82-72
01/02/17	H	W, 76-64
03/05/16	N	W, 103-102 (OT)
02/13/16	A	W, 100-86
01/09/16	H	W, 94-81
02/21/15	H	W, 84-69
01/17/15	A	W, 90-80
01/26/14	H	W, 82-68
01/06/14	A	W, 99-92

CURRENT ROSTER VS. MERCY

Player	GP	PPG	RPG	Series High Pts
B. Harris	4	12.5	4.3	24 @ Mercy (01/18/19)
Holt	1	0.0	0.0	-
Duah	2	0.0	0.0	-
Sarkis	7	10.0	1.9	14 @ Mercy (12/15/17)
Williams	0	-	-	-
K. Harris	0	-	-	-
Hines	1	0.0	0.0	-
Slack	0	-	-	-
Salzberg	0	-	-	-
Sischo	4	19.5	9.0	27 @ Mercy (12/15/17)
Wallace	0	-	-	-
Basden	1	2.0	1.0	2 vs. Mercy (03/01/19)
Bradley	0	-	-	-
Luke	0	-	-	-
Redband	6	11.0	3.2	16 @ Mercy (12/15/17)

DAEMEN - ECC HISTORY

Season	ECC Record	ECC Finish	Postseason
2013-14	17-3	1st / 11	N/A
2014-15	13-7	3rd / 11	N/A
2015-16	14-6	2nd / 11	Finals
2016-17	12-6	T-3rd / 10	Semifinals
2017-18	15-3	T-2nd / 10	Semifinals
2018-19	16-2	1st / 10	Semifinals
2019-20	1-0	-	-

Daemen All-Time ECC Record: 88-27 (.765)
 [Home: 49-9 (.845) | Away: 39-18 (.684)]

CURRENT ECC TEAMS SINCE 2013-14 SEASON

Team	Overall Record	ECC Record
St. Thomas Aq.	151-51	91-24
DAEMEN	136-51	88-27
Bridgeport	123-65	84-31
Molloy	94-92	66-49
Roberts Wes.	66-109	38-77
Dist. Columbia	63-114	43-73
Queens	57-111	49-66
Mercy	45-127	26-90
NY Tech	44-132	33-82

ECC 30TH ANNIVERSARY

The East Coast Conference is celebrating 30 years as an NCAA Division II conference throughout the 2019-20 season.

"It is my honor to be Commissioner as the East Coast Conference, and before that the New York Collegiate Athletic Conference, celebrates its 30th year as an NCAA Division II athletic association," said ECC Commissioner, Dr. Robert Dranoff. "This is an athletic conference that can truly boast about success in the classroom, on the playing field, and in the community. We are proud of all the student-athletes, coaches, and administrators who have made their mark in so many ways, contributing to their institutions and to the ECC and NCAA."

The ECC was formed during the 1989-90 season under its former name, the New York Collegiate Athletic Conference. The league started with 10-members competing in nine sports (men's basketball, baseball, softball, men's soccer, men's and women's tennis, men's and women's cross country, and men's golf).

The ECC currently has 10 member institutions in New York, Connecticut, and Washington, D.C. Four charter members, Mercy College, Molloy College, New York Tech, and Queens College, have competed in the conference throughout its 30 years. In all, 20 institutions have called the ECC home since its inception.

Rebranded as the East Coast Conference before the 2006-2007 season, the league has grown to currently offer 19 championship sports, 10 of which have access to automatic bids into the NCAA Championship. The ECC has been home to 23 Division II National Championship teams and one individual National Championship, as well.



2019-20 EAST COAST CONFERENCE PRESEASON POLL

	PTS.	2018-19 RECORD
1. DAEMEN (8)	80	24-6, 16-2 ECC
2. St. Thomas Aquinas (1)	72	25-7, 15-3 ECC
3. Bridgeport	64	18-13, 11-7 ECC
4. Molloy	53	21-10, 14-4 ECC
5. Dist. Columbia	40	15-14, 8-10 ECC
6. Roberts Wesleyan	28	16-14, 10-8 ECC
T7. New York Tech	23	3-24, 3-15 ECC
T7. Queens	23	7-12, 7-11 ECC
9. Mercy	22	8-18, 6-12 ECC
() - First Place Votes		

2019-20 EAST COAST CONFERENCE STANDINGS

	CONFERENCE		OVERALL		Streak	Last 10
	W-L	PCT	W-L	PCT		
DAEMEN	1-0	1.000	10-1	.909	W-10	10-0
St. Thomas Aquinas	1-0	1.000	8-1	.889	W-2	8-1
Bridgeport	1-0	1.000	5-2	.714	W-1	5-2
Molloy	1-0	1.000	4-5	.444	L-1	4-5
Queens	1-0	1.000	2-8	.200	W-1	2-8
Roberts Wesleyan	0-1	.000	2-7	.222	L-1	2-7
Mercy	0-1	.000	1-8	.111	L-3	1-8
New York Tech	0-1	.000	1-10	.091	L-2	1-9
Dist. Columbia	0-2	.000	4-7	.364	L-6	4-6

ECC STATISTICAL RANKS

Scoring Offense	1st (83.0)
Scoring Defense	2nd (72.5)
FG Percentage	1st (.485)
FG Percentage Defense	2nd (.430)
Free Throw Percentage	3rd (.747)
3pt FG Percentage	2nd (.365)
3pt FG Percentage Defense	4th (.348)
3pt FG Made	1st (9.8)
Offensive Rebounds	3rd (12.3)
Defensive Rebounds	3rd (27.3)
Total Rebounds	3rd (39.5)
Rebounding Margin	1st (+8.7)
Blocked Shots	2nd (3.7)
Assists	4th (14.9)
Steals	5th (6.5)

DAEMEN VS. CONFERENCES

vs. Central Atlantic Collegiate Conf.	4-0
vs. East Coast Conf.	1-0
vs. Mid-America Intercollegiate Athletics Assoc.	1-1
vs. Mountain East Conf.	1-0
vs. NCAA Div. II Independent	1-0
vs. Northeast 10 Conf.	1-0
vs. Pennsylvania State Athletic Conf.	1-0

WHAT A RIDE

The 2018-19 season was one for the record books at Daemen as the Wildcats captured their second East Coast Conference regular season title, sat atop the regional rankings for much of the campaign, ascended into the top-25 national polls for the first time as an NCAA Division II member and garnered the program's first-ever NCAA Tournament bid. The Wildcats rattled off wins in 11 of their first 12 games, including a 78-72 defeat of previously unbeaten St. Anselm who came into the Jan. 2 contest ranked No. 4 in both Division II national polls. Daemen embarked on a 10-game winning streak beginning in mid-January, a stretch that vaulted them to the top of the regional poll and as high as No. 10 (D2SIDA) and No. 13 (NABC) in the top-25 national polls. It marked the Wildcats' longest winning streak since the 2013-14 season when they won 14 consecutive games. The Wildcats wrapped up the ECC regular season title with a 93-71 defeat of Bridgeport on March 3. They entered the ECC Championship tournament as the No. 1 seed, but were upset by fourth-seeded Bridgeport in game played at UB's Hubbell Gymnasium. Despite the conference tournament loss, Daemen was awarded an at-large bid to the NCAA Tournament, earning the No. 5 seed to the East Region Championship. They made their

NCAA tourney debut March 16, but saw their season come to an end with a 72-67 loss to fourth-seeded New Haven. The team's 24 wins this season were the most since their transition to NCAA Division II.

GREAT ECC-XPECTATIONS

For the first time since joining the East Coast Conference, the league's coaches have predicted a first-place finish for Daemen. The Wildcats sit atop the 2019-20 ECC preseason poll which was released in late October. Daemen amassed 80 total points in the poll, grabbing eight of nine first-place votes. St. Thomas Aquinas College picked up the remaining first-place vote, finishing with 72 points in the poll to sit at No. 2. The University of Bridgeport (64 points) and defending ECC tournament champion Molloy College (53 points) round out the top four teams. Daemen holds an 87-27 all-time record in ECC contests dating back to the 2013-14 season. Only St. Thomas Aquinas (89-24) holds more wins in ECC games during that time frame. The Wildcats have finished third or better in all six seasons since joining the league.



MIKE MACDONALD
HEAD COACH • SIXTH SEASON • ST. BONAVENTURE, '88

The 2019-20 season will mark Mike MacDonald's sixth year as the Head Men's Basketball Coach at Daemen College. All he's done over the last half-decade is lead the Wildcats to the second-most wins among all Division II programs in New York State. Since being introduced as the sixth head coach in the modern history of the program on September 16, 2014, MacDonald has guided the Wildcats to a 105-43 overall record, wins in nearly 75 percent of their conference games (70-24 record) and five top-three finishes in the East Coast Conference standings.

MacDonald holds more than 30 years of collegiate coaching experience, including the last 22 as a head coach. In that time, he's compiled a record of 361-269 (.573 winning percentage) as a head coach, while also graduating 83 of the 86 seniors he has ever coached.

The 2018-19 season was the team's finest since transitioning to the NCAA Division II level. MacDonald led the Wildcats to a 24-6 record and the program's second ECC regular-season title. The Wildcats spent a combined 16 weeks ranked in the National Association of Basketball Coaches (NABC) and Division II Sports Information Directors of America (D2SIDA) top-25 national polls, and earned their first-ever NCAA tournament berth.

MacDonald recorded milestones and received several accolades along the way in 2018-19. His 350th career win came in dramatic fashion on January 18 as junior guard Breon Harris scored five points in the final 21 seconds to lift the Wildcats past Mercy 75-74. His 100th win at Daemen came February 10, placing MacDonald among an elite fraternity of coaches who have achieved at least 100 wins while coaching in each of the NCAA's three divisions. That achievement propelled him to HoopDirt.com Division II Coach of the Week honors, and he went on to be named the ECC Coach of the Year, the NABC District Coach of the Year and the Basketball Coaches Association of New York (BCANY) Division II Coach of the Year.

The Wildcat faithful become familiar with MacDonald's fiery style during the 2014-15 season as the veteran mentor guided Daemen to its fourth straight 20-win season, including a 13-7 mark in the East Coast Conference, good for a third-place finish in the final league standings. The fireworks got started before the season even officially began as MacDonald led the Wildcats to an 83-81 win in overtime over Canisius College in an exhibition game on November 11, 2014 at the Koessler Athletic Center. It was Daemen's first-ever victory against an NCAA Division I opponent.

MacDonald's official Daemen debut came just days later as his Wildcats walloped Concordia College (N.Y.), 88-50, in the opening round of the ECC-CACC Challenge before a raucous home crowd at Lumsden Gymnasium. MacDonald would go on to lead the team to wins in his first nine home games, extending the program's NCAA Division II-best home-court winning streak to 44 consecutive before a buzzer-beating three-pointer in overtime by eventual ECC Player of the Year Darian Hooker lifted N.Y. Institute of Technology past Daemen (85-84) to snap the streak on January 24, 2015.

Despite losing two starters to season-ending injuries, including first-team All-ECC selection Torrence Dyck, MacDonald helped the Wildcats advance to the postseason. With Daemen's teams still ineligible for ECC and/or NCAA Division II postseason, Daemen elected to partake in the United States Collegiate Athletic Association (USCAA) Division I National Championships in Uniontown, Pa., entering the tournament as the No. 1 overall seed. While there, MacDonald guided Daemen to wins over No. 8 Indiana-South Bend (69-63), No. 4 Concordia College (Ala.) (68-63) and No. 3 Rochester College (Mich.) (77-53) to capture the program's first USCAA national title, riding USCAA Division I Player of the Year and National Championships MVP Gerald Beverly to the tourney crown.

At the conclusion of the 2014-15 season, MacDonald was named the BCANY Division II Coach of the Year.

The 2015-16 season marked Daemen's first as a full-fledged NCAA Division II member, and it presented its share of challenges. Starting guards Supreme Hannah and Nick Petrucelli were lost to season-ending injuries, but that didn't stop MacDonald from leading the team to new and unprecedented heights. After opening the season with just three wins in their first eight outings, the Wildcats hit their stride after the calendar turned to January, scoring 15 wins in the final 19 games of the regular season.

A 94-81 win over Mercy on January 9 jump-started what turned out to be a nine-game winning streak. Included in the string was a miraculous 98-96 win over Roberts Wesleyan on January 12. Dyck's driving layup with four seconds remaining gave Daemen the lead after erasing a 22-point deficit over the final six minutes of the contest.

Daemen's 14-6 league record was good for a second-place finish in the final regular season standings, earning them the No. 2 seed and a bye into the semifinal round of the ECC Tournament which would mark the program's first-ever postseason berth at the NCAA Division II level. Taking on sixth-seeded Mercy in the semis, Daemen came through with a 103-102 win in overtime, advancing to the tournament finals. There, the Wildcats' season came to an end against top-seeded St. Thomas Aquinas.

The 2016-17 season saw MacDonald lead the Wildcats to 5-0 start out of the gates, including the veteran coach's 300th career win which came at Edinboro University (90-79) on November 23.

MacDonald's team would rebound from a four-game slide to rattle off 11 wins in 13 outings between mid-December and early-February. Included in the stretch was a 67-64 win over No. 23 St. Thomas Aquinas on January 4 - the Wildcats' first-ever victory against a ranked opponent at the NCAA Division II level. The Wildcats would go on to close the regular season at 18-8 overall and 12-6 in ECC play; the team's 12 league wins placed them fourth in the final ECC regular season standings.

Making their second straight ECC Tournament appearance, MacDonald led the Wildcats to a 73-71 win over fifth-seeded District of Columbia in the opening round. The win pushed the Wildcats' home record to 14-2 on the season, tying the team record for home wins in a season. The 2016-17 campaign came to an end in the semifinal round of the tournament where top-seeded St. Thomas Aquinas emerged victorious.

Before arriving at Daemen, MacDonald spent eight years leading the men's basketball team at Medaille College (2006-14) where he transformed the program into a regional contender at the NCAA Division III level. Inheriting a program that went 4-46 in the two years prior to his arrival, MacDonald's version of the Mavericks averaged 18 wins per season, while advancing to the postseason six times.

THE MACDONALD FILE

Daemen College
Head Coach (2014-Present)

Medaille College
Head Coach (2006-14)

Canisius College
Head Coach (1997-06)

Canisius College
Assistant Coach (1988-97)

MACDONALD YEAR-BY-YEAR

1997-98.....	13-14, 9-9 MAAC
1998-99.....	15-12, 11-7 MAAC
1999-00.....	10-20, 8-10 MAAC
2000-01.....	20-11, 9-9 MAAC
2001-02.....	10-20, 5-13 MAAC
2002-03.....	10-18, 6-12 MAAC
2003-04.....	10-20, 5-13 MAAC
2004-05.....	11-18, 8-10 MAAC
2005-06.....	9-20, 6-12 MAAC
2006-07.....	11-14, 7-11 AMCC
2007-08.....	15-13, 9-9 AMCC
2008-09.....	21-7, 14-4 AMCC
2009-10.....	23-5, 16-4 AMCC
2010-11.....	21-8, 15-3 AMCC
2011-12.....	25-3, 17-1 AMCC
2012-13.....	18-11, 13-5 AMCC
2013-14.....	14-12, 13-5 AMCC
2014-15.....	21-10, 13-7 ECC
2015-16.....	19-10, 14-6 ECC
2016-17.....	19-9, 12-6 ECC
2017-18.....	22-8, 15-3 ECC
2018-19.....	24-6, 16-2 ECC
2019-20.....	10-1, 1-0 ECC

OVERALL RECORD.....	371-270 (.579)
CANISIUS RECORD.....	108-153 (.414)
MEDAILLE RECORD.....	148-73 (.670)
DAEMEN RECORD.....	115-44 (.723)

GAME #12 // DAEMEN VS. MERCY // DEC. 13, 2019 // VICTORY HALL

Medaille's emergence as a Division III power in the Northeast was cemented in MacDonald's final five seasons there, as he led the Mavericks to more wins (101) than any other Division III team in New York State, while ranking 17th nationally in wins during the same time frame.

MacDonald was named the Allegheny Mountain Collegiate Conference Coach of the Year on four occasions (2006-07, 2008-09, 2009-10, 2011-12). He left Medaille as the school's all-time leader in wins (148) and winning percentage (.670).

Prior to his stint at Medaille, MacDonald served as the head coach at Canisius College from 1997-2006, guiding the Golden Griffins to 108 wins which ranks him third in program history for coaching victories. While there, he was one of only five coaches in that program's storied history to orchestrate a 20-win season, and was named the 2000-01 BCANY Division I Co-Coach of the Year.

Before being elevated to the head coaching post at Canisius, MacDonald had been the Golden Griffins' top assistant coach under John Beilein, now the head coach of the NBA's Cleveland Cavaliers. In that role, MacDonald helped Canisius reach the 1996 NCAA Tournament in addition to two National Invitational Tournament appearances.

In addition to his coaching accomplishments, MacDonald brings a strong connection to the local community. His teams have been active with a number of community organizations in the greater Buffalo community and beyond, including the Boys and Girls Clubs of Buffalo, Blessed Sacrament Athletic Club and Coaches vs. Cancer. MacDonald and several of his players have also worked with the Drug Enforcement Administration and Mayor Byron Brown's office on the "Game Changers" program which provides academic and athletic opportunities for inner-city youths during the summer months.

A 1988 graduate of Saint Bonaventure University, MacDonald resides in Amherst with his wife Maura (nee Heary). The couple has raised four children - Matthew, Patrick, Nicholas and Mark. Matthew served as team captain during his collegiate career at the University of Pennsylvania and is now a player development assistant with the Brooklyn Nets. Patrick was a Division III All-American while playing at the State University of New York Maritime College, and is now enlisted in the United States Navy. Nicholas is a freshman on the basketball team at Niagara University.



MACDONALD VS. OPPONENTS
(Daemen tenure only)

Bridgeport.....	5-6	Lake Erie.....	1-1	Roberts Wesleyan.....	12-0
Caldwell.....	2-0	Le Moyne.....	1-0	Rochester (Mich.).....	1-0
Concordia (Ala.).....	1-0	LIU Post.....	7-3	Saint Anselm.....	1-0
Concordia (N.Y.).....	1-0	Mercy.....	11-0	Saint Edward's.....	1-1
Dallas Baptist.....	1-0	Mercyhurst.....	1-4	Saint Michael's.....	2-1
District of Columbia.....	9-2	Missouri Western State.....	1-0	Saint Rose.....	2-1
Dominican (N.Y.).....	3-0	Molloy.....	7-3	Saint Thomas (Fla.).....	1-0
Dowling.....	4-0	Nyack.....	3-0	Saint Thomas Aquinas.....	3-10
Edinboro.....	3-0	New Haven.....	0-1	Salem (W.Va.).....	2-0
Felician.....	3-0	New York Tech.....	8-2	Slippery Rock.....	2-2
Holy Family.....	0-2	Northwest Missouri State.....	0-1	U. Sciences.....	1-0
Indianapolis.....	0-1	Post.....	1-0	Washington Adventist.....	1-0
Indiana-South Bend.....	1-0	Queens (N.Y.).....	8-2	West Liberty.....	1-0
				Wilmington (Del.).....	3-0

MACDONALD VS. CONFERENCES
(Daemen tenure only)

Central Atlantic Collegiate Conference.....	16-2
Chicagoland Collegiate Athletic Conference.....	1-0
East Coast Conference.....	71-24
Great Lakes Valley Conference.....	0-1
Great Midwest Athletic Conference.....	1-1
Lone Star Conference.....	2-1
Mid-America Intercollegiate Athletic Assoc.....	1-1
Mountain East Conference.....	1-0
Northeast-10 Conference.....	6-3
Pennsylvania State Athletic Conference.....	6-6
The Sun Conference.....	1-0

MACDONALD VS. DIV. II REGIONS
(Daemen tenure only)

Atlantic Region.....	9-6
Central Region.....	1-1
East Region.....	93-28
Midwest Region.....	1-2
South Central Region.....	2-1

MACDONALD VS. NON-DIV. II OPP.
(Daemen tenure only)

NAIA.....	4-0
USCAA.....	4-0

MACDONALD IN POSTSEASON
(Daemen tenure only)

Overall.....	6-4
USCAA Tournament.....	3-0
NCAA Tournament.....	0-1
ECC Tournament.....	3-4

MACDONALD GAME SPLITS
(Daemen tenure only)

Home.....	69-13
Away.....	38-25
Neutral.....	8-6

GAME #12 // DAEMEN VS. MERCY // DEC. 13, 2019 // VICTORY HALL

WILDCATS BY THE NUMBERS

DOUBLE DIGIT SCORING	19-20	ECC	CAREER*
BASDEN	-	-	1
BOOK	-	-	2
B. HARRIS	5	-	38
K. HARRIS	5	-	5
REDBAND	6	1	60
SARKIS	4	1	43
SISCHO	11	1	63
SLACK	3	1	3
WALLACE	5	1	5

20 + POINT GAMES	19-20	ECC	CAREER*
B. HARRIS	1	-	7
REDBAND	2	-	9
SARKIS	-	-	5
SISCHO	9	1	30

10 + REB GAMES	19-20	ECC	CAREER*
B. HARRIS	1	-	1
REDBAND	-	-	2
SISCHO	10	1	35

5 + ASSIST GAMES	19-20	ECC	CAREER*
B. HARRIS	2	-	7
REDBAND	-	-	3
SARKIS	2	-	21
SISCHO	1	-	1
WALLACE	3	1	3

10 + ASSIST GAMES	19-20	ECC	CAREER*
SARKIS	-	-	1

5 + BLOCK GAMES	19-20	ECC	CAREER*
SISCHO	1	-	1

5 + STEAL GAMES	19-20	ECC	CAREER*
B. HARRIS	-	-	5

DOUBLE-DOUBLES	19-20	ECC	CAREER*
B. HARRIS	1	-	1
REDBAND	-	-	1
SISCHO	10	1	35

GAMES STARTED	19-20	CAREER	CONSEC.
B. HARRIS	7	55	-
K. HARRIS	5	5	3
REDBAND	11	96	13
SARKIS	9	85	4
SISCHO	11	55	13
SLACK	1	1	-
WALLACE	11	11	11

* INCLUDES GAMES PLAYED FOR DAEMEN ONLY

BECOMING THE NORM

Daemen's 108-63 win over LIU Post last Feb. 15 was their 20th of the 2018-19 season. It marked Daemen's sixth 20-win campaign in the last eight seasons. Daemen has not won less than 19 games in a season since the 2010-11 campaign. Finishing the year at 24-6, it marked the program's most in a season since going 27-6 during the 2012-13 campaign, a year before the Wildcats began play as members of the East Coast Conference.

BECOMING THE NORM

Daemen enters Friday's game riding a 10-game winning streak. It's the Wildcats' second streak of that length in that last two seasons, matching the longest winning streak of the program's NCAA Division II era (2015-present). It's also Daemen's fourth winning streak of at least nine games since the start of the 2017-18 campaign. Daemen's 10-game winning streak ranks as the longest active streak among all Division II teams, and the second-longest streak across all NCAA divisions. Additional active winning streaks (as of Dec. 12) include...

1. Liberty (Division I): 11
- T2. San Diego State (Division I): 10
- T2. DAEMEN (DIVISION II): 10**
- T3. Ohio State (Division I): 9
- T3. Fayetteville State (Division II): 9
- T3. West Chester (Division II): 9
- T3. West Texas A&M (Division II): 9
- T3. Lincoln Memorial (Division II): 9
- T3. Texas Permian Basin (Division II): 9
- T3. Middlebury (Division III): 9
- T3. Randolph-Macon (Division III): 9
- T3. Swarthmore (Division III): 9
- T3. Widener (Division III): 9
- T3. Babson (Division III): 9
- T3. Colby (Division III): 9
- T3. Emory (Division III): 9
- T3. Yeshiva (Division III): 9

DEFENDING THE DEN

Daemen has posted 10 or more home wins seven times in the last eight seasons, including a 15-1 mark in 2018-19 that established a new benchmark for home-court wins in a single season. The Wildcats have won 31 of their last 33 home games dating back to the 2017-18 season, as well as their last 16 in a row - their longest streak at home since winning 44 straight from 2011-15. Daemen is also unbeaten in 16 straight non-conference home games. Since joining the ECC (2013-14 season), Daemen is 49-9 in home conference games (.844 winning percentage). Since the start of the 2011-12 season, Daemen is 104-14 at home (.881 winning percentage). Of those 14 losses, six have been decided by three points or fewer, including three by just a single point. Daemen's current home-court winning streak ranks as the fifth-longest active streak among all Division II teams....

1. West Texas A&M: 32
2. Missouri Southern State: 21
3. Northwest Missouri State: 20
4. St. Edward's 18
- 5. DAEMEN: 16**
6. Wisconsin-Parkside: 15

NATIONAL SPOTLIGHT

For the first time as a member of NCAA Division II, Daemen opened the season as a nationally-ranked team. The Wildcats were ranked in both preseason national polls for Division II (NABC poll No. 22; D2SIDA poll No. 18), and have since risen to No. 8 in the NABC poll and No. 8 in the D2SIDA poll out earlier this week, marking their highest ascent in both. Daemen has been ranked in 12 successive NABC polls, and 14 of the last 15 D2SIDA polls dating back to last January. The Wildcats are also ranked No. 1 in the D2SIDA East Region media poll this week, a spot they've laid claim to in 11 of the last 12 regional media polls dating back to last January.

TEAM STATISTICS

	ALL GAMES	HOME	AWAY	NEUTRAL	NON-CONFERENCE	CONFERENCE
RECORD	10-1	8-0	1-0	1-1	9-1	1-0
SCORING	913	697	83	133	817	96
POINTS/GAME	83.0	87.1	83.0	66.5	81.7	96.0
SCORING MARGIN	+10.5	+13.3	+26.0	-8.0	+9.0	+26.0
FG-ATT	330-680	255-511	31-74	44-95	296-618	34-62
FG %	.485	.499	.419	.463	.479	.548
3-PT FG-ATT	108-296	77-215	14-35	17-46	100-273	8-23
3-PT %	.365	.358	.400	.370	.366	.348
3-PT MADE/GAME	9.8	9.6	14.0	8.5	10.0	8.0
FT-ATT	145-194	110-146	7-11	28-37	125-171	20-23
FT %	.747	.753	.636	.757	.731	.870
REBOUNDS	435	331	45	59	398	37
REB/GAME	39.5	41.4	45.0	29.5	39.8	37.0
REB MARGIN	+8.7	+9.8	+13.0	+2.5	+8.6	+10.0
ASSISTS	164	124	17	23	151	13
ASSISTS/GAME	14.9	15.5	17.0	11.5	15.1	13.0
TURNOVERS	179	131	9	39	169	10
TO/GAME	16.3	16.4	9.0	19.5	16.9	10.0
TO MARGIN	-0.8	-0.6	+10.0	-6.5	-1.1	+3.0
AST/TO RATIO	0.9	0.9	1.9	0.6	0.9	1.3
STEALS	72	53	11	8	66	6
STL/GAME	6.5	6.6	11.0	4.0	6.6	6.0
BLOCKS	41	34	5	2	37	4
BLK/GAME	3.7	4.3	5.0	1.0	3.2	4.0

GAME #12 // DAEMEN VS. MERCY // DEC. 13, 2019 // VICTORY HALL

TUNE UPS

In preparation for the 2019-20 regular season, Daemen played a trio of exhibition contests, including two against highly-touted Division I programs Buffalo and Syracuse. Despite having just seven days of practice under their belt, Daemen opened the brief exhibition season with a 111-73 loss against a Buffalo team that spent the majority of the 2018-19 season ranked among the top-25 teams in the country, finishing the year with a 32-4 overall record and a trip to the second round of the NCAA tournament. Less than 48 hours later the Wildcats made their first-ever appearance at the iconic Carrier Dome on the campus of SU, falling to the Orange and legendary head coach Jim Boeheim 90-71. It left as a decent a feeling as one can have following a 19-point defeat at the Wildcats played SU even (43-43) over the final 20 minutes. The exhibition slate wrapped up on Oct. 29 with Daemen blasting Mohawk (116-54) out of the Ontario Colleges Athletic Association. Andrew Sischo led the Wildcats by averaging 18.3 points and 10.3 rebounds over the three contests. He put up 28 points and 12 rebounds against Buffalo, numbers that no player has achieved against the Bulls in the last three seasons, and followed up with another double-double (15 points, 12 rebounds) at Syracuse. Breon Harris netted a team-high 23 points at the Carrier Dome, and finished the exhibition slate averaging 10.7 points per game. Newcomer Joey Wallace also made his presence felt, averaging 10.0 points, 4.0 rebounds and 3.3 assists per game.

NATIONAL HALL OF FAME CLASSIC

Daemen opened the 2019-20 season in

prestigious fashion as they were selected to take part in the Small College Basketball National Hall of Fame Classic held at the St. Joseph (Mo.) Civic Arena. In a battle of nationally-ranked teams, Daemen fell 85-65 in their season opener against No. 1 Northwest Missouri State. The Bearcats, who have won two of the last three national titles, extended their winning streak to 39 games, despite being outscored (55-54) over the middle 30 minutes of the contest. Daemen's Andrew Sischo impressed against the highly-touted Bearcats as he recorded the 26th double-double of his career, finishing with 24 points and 15 rebounds. The Wildcats regrouped for a come-from-behind win the following night against Missouri Western State, the quasi-tournament host playing less than 10 miles from their campus. A game-closing 15-6 run over the final 5:29 lifted the Wildcats past the Griffons. Newcomer Kyle Harris netted the go-ahead bucket at the 1:41 mark, part of his 11-point outing off the bench.

ECC-CACC CHALLENGE DOMINANCE

Daemen continued its winning ways at the ECC-CACC Challenge, earning home victories over Felician (95-80) on Nov. 8, and Nyack (80-74) on Nov. 9. Both games featured come-from-behind efforts. The Wildcats erased a 17-point first-half deficit in the win over Felician. After trailing by 11 at halftime, Daemen erupted for 56 second-half points, outscoring the Golden Falcons by 26 in the period. Andrew Sischo (31 points, 19 rebounds) scored 22 second-half points to lead the surge. Sischo was at it again vs. Nyack, finishing with 34 points and 17 boards en route to tournament MVP honors. He was joined on the all-tournament team by senior guards Jay Sarkis and Breon Harris.

HURST CURSE DASHED

Daemen exorcised some demons with a 67-65 defeat of Mercyhurst on Nov. 14. It marked the Wildcats' first win over Lakers since 2013, and just their second in the series overall. Andrew Sischo produced a double-double (22 points, 11 rebounds) and Joey Wallace put up 18 points, five boards, three assists and two steals to lead the way. The Wildcats and Lakers have met in seven successive seasons with five of those contests being decided by six points or less.

TOPPLING THE TOPPERS

Daemen posted a wire-to-wire 98-83 win over nationally-ranked West Liberty on Nov. 16. The Hilltoppers came into the game ranked in the top-five of both national polls for Division II (No. 4 NABC; No. 3 D2SIDA), and have routinely been among the nation's highest scoring teams, including in 2018-19 when they ranked first in scoring (100.9 ppg). The Hilltoppers came in averaging 130.5 points per game following two lopsided wins over Mansfield and Shaw, but Daemen was the aggressor from the get-go and built an 18-point advantage late in the first half. West Liberty would cut the deficit to seven points several times in the second half, but Daemen charged back and eventually cruised to the 15-point win. Andrew Sischo was dominant inside (29 points on 12-of-13 shooting, 18 rebounds), and the Wildcats got additional scoring from Joey Wallace (19 points), Breon Harris (17), Kyle Harris (11) and Jeff Redband (10).

SCORING BREAKDOWN (DAEMEN/OPPONENT)

GAME	PTS IN PAINT	PTS OFF TOS	2ND CH. PTS	1ST HALF	2ND HALF	OT	FT	FB	STARTERS	BENCH
vs. NW Missouri St.	24/34	0/25	12/4	27/39	38/46	-	16/14	0/8	49/74	16/11
vs. Missouri Western	22/32	18/23	9/13	32/34	36/30	-	12/14	16/26	52/42	16/22
FELICIAN	50/36	14/15	6/11	39/50	56/30	-	12/13	24/32	76/62	19/18
NYACK	30/32	9/16	8/11	39/38	41/36	-	15/13	12/24	75/29	5/35
MERCYHURST	28/24	16/12	14/8	29/32	38/33	-	16/11	8/2	54/43	13/22
WEST LIBERTY	40/40	28/19	18/16	57/45	41/38	-	14/13	24/20	86/62	12/21
LE MOYNE	44/14	18/15	11/8	43/40	46/39	-	11/11	10/8	67/57	22/22
WILMINGTON	34/26	19/16	13/9	37/40	46/41	-	19/2	12/12	71/67	12/14
at U. Sciences	34/22	24/5	22/4	36/30	47/27	-	7/13	22/6	61/15	22/42
SALEM	46/30	30/7	17/7	41/24	48/35	-	3/2	5/14	70/44	19/15
ROBERTS WESLEYAN	38/26	20/14	14/6	46/34	50/36	-	20/15	20/14	69/54	27/16
at Mercy	-	-	-	-	-	-	-	-	-	-
at St. Thomas Aq.	-	-	-	-	-	-	-	-	-	-
at St. Rose	-	-	-	-	-	-	-	-	-	-
at St. Anselm	-	-	-	-	-	-	-	-	-	-
at St. Michael's	-	-	-	-	-	-	-	-	-	-
at Stonehill	-	-	-	-	-	-	-	-	-	-
QUEENS	-	-	-	-	-	-	-	-	-	-
BRIDGEPORT	-	-	-	-	-	-	-	-	-	-
at Dist. Columbia	-	-	-	-	-	-	-	-	-	-
MOLLOY	-	-	-	-	-	-	-	-	-	-
NEW YORK TECH	-	-	-	-	-	-	-	-	-	-
at Roberts Wesleyan	-	-	-	-	-	-	-	-	-	-
at Bridgeport	-	-	-	-	-	-	-	-	-	-
at Queens	-	-	-	-	-	-	-	-	-	-
ST. THOMAS AQUINAS	-	-	-	-	-	-	-	-	-	-
MERCY	-	-	-	-	-	-	-	-	-	-
DIST. COLUMBIA	-	-	-	-	-	-	-	-	-	-
at Molloy	-	-	-	-	-	-	-	-	-	-
at New York Tech	-	-	-	-	-	-	-	-	-	-

TWO-TIME EAST COAST CONFERENCE REGULAR SEASON CHAMPIONS // 2019 NCAA TOURNAMENT

DOWNTOWN DEBUT

Daemen's first-ever game at KeyBank Center in downtown Buffalo was a successful one on Nov. 23 as the Wildcats rallied for an 83-81 win over upset-minded Wilmington. After opening up an early nine-point lead, the tables turned and Daemen trailed by as many as seven points in the second half.

Wilmington led for more than 22 minutes in the game, but a deep three-pointer by Breon Harris with 32 seconds remaining put Daemen ahead. Harris came up with a steal on Wilmington's final possession to help seal the deal. He finished with a season-high 21 points, and Andrew Sischo tossed in 24 points and eight rebounds as well. Joey Wallace keyed the comeback by shooting 10-for-11 from the free throw line in the second half. The game was played as a part of a doubleheader with Big 4 rivals Canisius and St. Bonaventure taking the floor afterwards. It marked the first doubleheader at Buffalo's largest indoor sporting venue involving local teams since 2015. The 19,000-seat arena has been the site of the NCAA Division I men's basketball tournament six times since its opening in 1996.

YOU CAN COME HOME AGAIN

Daemen's game at KeyBank Center was a return 14 years in the making for Daemen head coach Mike MacDonald. The longtime bench boss coached in more than 40 games at the downtown arena from 1996-2005 while working at Canisius (including stints as an assistant and head coach). It marked his first game coached in the building since a 79-59

loss to Rider in the 2005 Metro Atlantic Athletic Conference Tournament (Mar. 5, 2005). MacDonald is the all-time leader for coaching wins at KeyBank Center. The Daemen win there over Wilmington extended his career record to 18-11 in the building, and was his first victory there since a 62-60 triumph over Marist on March 4, 2005.

COMEBACK KIDS

Daemen is quickly developing a reputation as a team that won't be buried. Six of their wins this season have featured second-half comebacks. Here is a summary of deficits overcome this season:

vs. Missouri Western: 10 points (1st half); 5 points (under 7 minutes to play)

vs. Felician: 17 points (1st half); 11 points (halftime)

vs. Nyack: 3 points (under 3 minutes to play)

vs. Mercyhurst: 8 points (under 10 minutes to play)

vs. Le Moyne: 9 points (under 6 minutes to play)

vs. Wilmington: 7 points (under 8 minutes to play)

INDIVIDUAL STATISTICAL RANKS

PLAYER	STAT	ECC	NCAA II
POINTS PER GAME			
Andrew Sischo	25.4	1st	6th
Breon Harris	12.1	17th	-
Jeff Redband	11.2	21st	-
Joey Wallace	11.1	22nd	-
REBOUNDS PER GAME			
Andrew Sischo	14.0	1st	1st
Joey Wallace	5.4	17th	-
ASSISTS PER GAME			
Joey Wallace	3.3	7th	236th
Breon Harris	3.0	10th	-
Jay Sarkis	2.9	11th	-
BLOCKS PER GAME			
Andrew Sischo	1.5	4th	71st
Jeff Redband	1.1	7th	-
Ryan Bradley	0.6	16th	-
STEALS PER GAME			
Breon Harris	1.9	3rd	-
Jay Sarkis	1.3	14th	-
FIELD GOAL %			
Andrew Sischo	66.1	1st	15th
FIELD GOALS MADE			
Andrew Sischo	109	1st	1st
Joey Wallace	40	17th	-
Jeff Redband	38	19th	-
3-POINT FG %			
Kyle Harris	46.9	4th	-
Jeff Redband	41.9	5th	90th
Breon Harris	39.5	9th	-
Keith Slack	34.3	17th	-
3-POINT FG MADE			
Jeff Redband	31	1st	19th
Breon Harris	15	10th	-
Kyle Harris	15	10th	-
Keith Slack	12	18th	-
Jay Sarkis	12	18th	-
FREE THROW %			
Joey Wallace	84.2	5th	127th
Andrew Sischo	67.9	12th	-
FREE THROWS MADE			
Andrew Sischo	54	1st	10th
Joey Wallace	27	8th	144th
Jeff Redband	14	17th	-
ASSIST/TURNOVER RATIO			
Jay Sarkis	1.4	11th	-
Keith Slack	1.4	11th	-
MINUTES			
Andrew Sischo	385	1st	2nd
Jeff Redband	336	4th	40th
Joey Wallace	331	5th	46th
Jay Sarkis	294	12th	-
MINUTES PER GAME			
Andrew Sischo	35.0	4th	72nd
Jay Sarkis	32.7	7th	-
Jeff Redband	30.5	14th	-
Joey Wallace	30.1	16th	-

GAME-BY-GAME STARTERS

Game	1	2	3	4	5
vs. NW Missouri St.	Sarkis	B.Harris	Wallace	Redband	Sischo
vs. Missouri Western	Sarkis	Slack	Wallace	Redband	Sischo
FELICIAN	Sarkis	B.Harris	Wallace	Redband	Sischo
NYACK	Sarkis	B.Harris	Wallace	Redband	Sischo
MERCYHURST	Sarkis	B.Harris	Wallace	Redband	Sischo
WEST LIBERTY	B.Harris	K.Harris	Wallace	Redband	Sischo
LE MOYNE	B.Harris	K.Harris	Wallace	Redband	Sischo
WILMINGTON	Sarkis	B.Harris	Wallace	Redband	Sischo
at U. Sciences	Sarkis	K.Harris	Wallace	Redband	Sischo
SALEM	Sarkis	K.Harris	Wallace	Redband	Sischo
ROBERTS WESLEYAN	Sarkis	K.Harris	Wallace	Redband	Sischo
at Mercy	-	-	-	-	-
at St. Thomas Aquinas	-	-	-	-	-
at St. Rose	-	-	-	-	-
at St. Anselm	-	-	-	-	-
at St. Michael's	-	-	-	-	-
at Stonehill	-	-	-	-	-
QUEENS	-	-	-	-	-
BRIDGEPORT	-	-	-	-	-
at Dist. Columbia	-	-	-	-	-
MOLLOY	-	-	-	-	-
NEW YORK TECH	-	-	-	-	-
at Roberts Wesleyan	-	-	-	-	-
at Bridgeport	-	-	-	-	-
at Queens	-	-	-	-	-
ST. THOMAS AQUINAS	-	-	-	-	-
MERCY	-	-	-	-	-
DIST. COLUMBIA	-	-	-	-	-
at Molloy	-	-	-	-	-
at New York Tech	-	-	-	-	-

DAEMEN'S RECORD WHEN...

AT HOME	8-0
TRUE ROAD GAME	1-0
NEUTRAL SITE GAME	1-1
IN NOVEMBER	8-1
IN DECEMBER	2-0
IN JANUARY	0-0
IN FEBRUARY	0-0
IN MARCH	0-0
LEAD AT HALFTIME	6-0
TIED AT HALFTIME	0-0
TRAIL AT HALFTIME	4-1
SCORE LESS THAN 60 PTS	0-0
SCORE 60-69 PTS	2-1
SCORE 70-79 PTS	0-0
SCORE 80-89 PTS	5-0
SCORE 90-99 PTS	3-0
SCORE 100+ PTS	0-0
ALLOW LESS THAN 60 PTS	2-0
ALLOW 60-69 PTS	2-0
ALLOW 70-79 PTS	3-0
ALLOW 80-89 PTS	3-1
ALLOW 90-99 PTS	0-0
ALLOW 100+ PTS	0-0
+ REBOUND MARGIN	10-1
- REBOUND MARGIN	0-0
REBOUNDS ARE TIED	0-0
SHOOT 50% OR BETTER	4-0
SHOOT UNDER 50%	6-1
OPPONENT SHOOTS 50% +	2-1
OPPONENT SHOOTS > 50%	8-0
ON MONDAYS	0-0
ON TUESDAYS	1-0
ON WEDNESDAYS	1-0
ON THURSDAYS	1-0
ON FRIDAYS	1-1
ON SATURDAYS	6-0
ON SUNDAYS	0-0

MISCELLANEOUS STATS

STARTING LINEUPS

W/L	G	G	G/F	F	C
4-1	Sarkis	B.Harris	Wallace	Redband	Sischo
3-0	Sarkis	K.Harris	Wallace	Redband	Sischo
2-0	B. Harris	K. Harris	Wallace	Redband	Sischo
1-0	Sarkis	Slack	Wallace	Redband	Sischo

WIN/LOSS MARGIN

	1	2	3	4	5	6	7	8	9	10	11-15	16-20	20-29	30+
Wins		2	1		1					1	2		2	1
Losses												1		

LEADS & DEFICITS

Daemen's Biggest Halftime Lead	17 vs. Salem (12/4/19)
Daemen's Biggest Halftime Lead Lost	N/A
Daemen's Biggest Halftime Deficit	12 vs. Northwest Missouri State (11/1/19)
Daemen Biggest Halftime Deficit Overcome	11 vs. Felician (11/8/19)
Daemen's Biggest Margin Of Victory	30 vs. Salem (12/4/19)
Daemen's Biggest Margin Of Defeat	20 vs. Northwest Missouri State (11/1/19)

DOUBLE-FIGURE SCORING

Andrew Sischo	11
Jeff Redband	6
Breon Harris	5
Kyle Harris	5
Joey Wallace	5
Jay Sarkis	4
Keith Slack	3

DOUBLE-FIGURE REBOUNDING

Andrew Sischo	10
Breon Harris	1

DOUBLE-DOUBLES

Andrew Sischo	10
Breon Harris	1

20-POINT SCORERS

Andrew Sischo	9
Jeff Redband	2
Breon Harris	1

30-POINT SCORERS

Andrew Sischo	3
---------------	---

IN THE POLLS

D2SIDA NATIONAL POLL		NABC NATIONAL POLL		D2SIDA REGIONAL POLL		NCAA REGIONAL RANKINGS
Preseason	18	Preseason	22	Preseason	T-1	
Nov. 19	10	Nov. 19	17	Nov. 18	1	
Nov. 26	8	Nov. 26	13	Nov. 25	1	
Dec. 3	8	Dec. 3	11	Dec. 2	1	
Dec. 10	8	Dec. 10	8	Dec. 9	1	
-	-	-	-	-	-	
-	-	-	-	-	-	
-	-	-	-	-	-	
-	-	-	-	-	-	
-	-	-	-	-	-	
-	-	-	-	-	-	
-	-	-	-	-	-	
-	-	-	-	-	-	
-	-	-	-	-	-	
-	-	-	-	-	-	
-	-	-	-	-	-	

THE LAST TIME

THE LAST TIME A DAEMEN PLAYER...

Scored 20-29 points.....	Andrew Sischo (27) vs. Roberts Wesleyan, 12/07/19
Scored 30-39 points.....	Andrew Sischo (34) vs. Salem, 12/04/19
Scored 40-49 points.....	Gerald Beverly (40) vs. Concordia (Ala.), 03/05/14
Made 10 field goals.....	Andrew Sischo (12-17) vs. Roberts Wesleyan, 12/07/19
Made 10 free throws.....	Joey Wallace (10-11) vs. Wilmington, 11/23/19
Made 5-9 three-pointers.....	Jeff Redband (7-12) at U. Sciences, 11/30/19
Made 10 three-pointers.....	David Skolen (12-18) vs. Waynesburg, 11/15/89
Had 10-14 rebounds.....	Andrew Sischo (11) vs. Roberts Wesleyan, 12/07/19
Had 15-19 rebounds.....	Andrew Sischo (18) vs. West Liberty, 11/16/19
Had 20 rebounds.....	Andrew Sischo (20) at U. Sciences, 11/30/19
Had 10 assists.....	Darius Garvin (10) at St. Thomas Aquinas, 02/02/18
Had 5 blocks.....	Andrew Sischo (5) vs. Felician, 11/08/19
Had 5 steals.....	Breon Harris (6) at St. Thomas Aquinas, 02/22/19
Had a double-double.....	Andrew Sischo (27 pts, 11 rebs) vs. Roberts Wesleyan, 12/07/19
Had 20 points and 20 rebounds.....	Andrew Sischo (36 pts, 23 rebs) vs. Molloy, 02/16/18
Had consecutive double-doubles.....	Andrew Sischo (3), 11/30/19 - 12/07/19
Scored go-ahead points in final 15 seconds of win.....	Deion Hamilton (FG with 14 seconds remaining) vs. St. Thomas Aquinas, 01/25/19

THE LAST TIME A DAEMEN TEAM...

Allowed 50 points or fewer.....	vs. Dominican (W, 60-49), 11/12/16
Won by 20-29 points.....	vs. Roberts Wesleyan (W, 96-70), 12/07/19
Won by 30 points.....	vs. Salem (W, 89-59), 12/04/19
Scored 90+ points.....	vs. Roberts Wesleyan (W, 96-70), 12/07/19
Scored 100+ points.....	vs. LIU Post (W, 108-63), 02/15/19
Had 50 rebounds.....	vs. LIU Post (54), 02/15/19
Shot 50% or better from the field.....	vs. Roberts Wesleyan (34-62, 54.8%), 12/07/19
Shot 60% or better from the field.....	at NYIT (38-63, 60.3%), 12/16/18
Shot 50% or better from three-point range (min. 10 attempts).....	vs. Bridgeport (11-22, 50%), 03/03/19
Shot 60% or better from three-point range (min. 10 attempts).....	vs. NYIT (10-16, 62.5%), 01/14/18
Shot 90% or better from free throw line (min. 10 attempts).....	vs. Le Moyne (11-11, 100%), 11/19/19
Finished without a three-point field goal.....	vs. Queens (0-12), 11/09/12
Made 10-14 three-pointers.....	vs. Salem (12-33), 12/04/19
Made 15 three-pointers.....	vs. LIU Post (19-39), 02/15/19
Had 10 blocked shots.....	vs. Indianapolis (10), 12/18/14
Had 10 steals.....	vs. Salem (10), 12/04/19
Had 20 assists.....	vs. Salem (24), 12/04/19
Had 4 players in double figures.....	vs. Mercyhurst (Sischo 22, Wallace 18, K.Harris 11, Sarkis 10), 11/14/19
Had 5 players in double figures.....	vs. Roberts Wesleyan (Sischo 29, Sarkis 14, Wallace 14, Slack 11, Redband 10), 12/07/19
Had 6 players in double figures.....	vs. Dist. Columbia (Sischo 19, Hamilton 14, Redband 13, Lee Yaw 13, Harris 10, Sarkis 10), 01/27/19
Had all 5 starters in double figures.....	vs. West Liberty (Sischo 29, Wallace 19, B.Harris 17, K.Harris 11, Redband 10), 11/16/19
Had 2 players score 20 points.....	vs. Wilmington (Sischo 24, B.Harris 21), 11/23/19
Had 2 players with 10 rebounds.....	vs. Nyack (Sischo 17, B.Harris 11), 11/08/19
Had 2 players record a double-double.....	vs. Nyack (Sischo 34 pts/17 rebs, B.Harris 11 pts/11 rebs), 11/08/19
Won in overtime.....	vs. St. Thomas Aquinas (W, 82-79), 01/25/19
Lost in overtime.....	at Dist. Columbia (L, 90-84), 12/03/16
Scored 80 points or more and lost.....	at St. Edward's (L, 110-83), 01/06/19
Scored 90 points or more and lost.....	at Dominican (L, 98-93, OT), 01/07/14
Allowed 60 points or fewer and lost.....	vs. St. Thomas Aquinas (L, 60-57), 03/03/18
Played a nationally-ranked opponent.....	vs. No. 4/No. 3 West Liberty (W, 98-83), 11/16/19
Defeated a nationally-ranked opponent.....	vs. No. 4/No. 3 West Liberty (W, 98-83), 11/16/19

LET IT FLY

After making a season-low five three-pointers in a 67-65 win over Mercyhurst on Nov. 14, Daemen is averaging 11.0 made threes in the six games since.. The Wildcats hit 10+ three in five straight games from Nov. 16 to Dec. 4, including a season-high 14 in a road win at U. Sciences. It's the first such five-game streak in recent history. You have to go back to the final two games of the 2014-15 season and the first two of 2015-16 to find a consecutive four-game stretch where the Wildcats hit 10 or more threes. The Wildcats rank 10th in the country with 108 total three-pointers, and also second among ECC teams with a three-point shooting percentage of .365.

GETTING DEFENSIVE

Daemen is allowing just 62.0 points per game over their last three outings. In decisive wins over U. Sciences (83-57), Salem (89-59) and Roberts

Wesleyan (96-70), the Wildcats limited the three opponents to just 41 percent shooting overall (67-for-162) and a chilly 30 percent from three-point range (22-for-72). They held back-to-back opponents under 60 points for the first time since wins over St. Michael's (64-55) and St. Rose (74-55) in late December of 2018. Daemen recorded a season-high 11 steals in the win over U. Sciences, and added 10 more thefts against Salem - their first consecutive games with 10+ steals since a three-game string in January of 2014 (vs. Dominican, District of Columbia, Dowling). For the season, Daemen is allowing 72.5 points per game, second-best among all ECC teams.

MAN IN THE MIDDLE

Redshirt junior center Andrew Sischo headlines Daemen's returning players after earning East Coast Conference and Division II Conference Commissioner's Association East Region Player of

the Year honors in 2018-19. A two-time first-team All-ECC selection, Sischo has set new team benchmarks for points scored by a freshman (462) and sophomore (585), and also became just the sixth player in team history to average a double-double (20.9 ppg, 10.1 rpg) for an entire season. Through 11 games this year, Sischo is averaging monster numbers (25.4 ppg, 14.0 rpg, 1.5 bpg, 66.1% FG). He's posted nine 20-point games, and has topped 30 points three times. He leads the country in rebounding, and also ranks sixth in scoring and 15th in field goal percentage. Already this season, he's been named to the SCB National Hall of Fame Classic all-tournament team, MVP of the ECC-CACC Challenge, a two-time ECC Defensive Player of the Week, a three-time ECC Player of the Week and a two-time U.S. Basketball Writers Association Men's Division II National Player of the Week.

DOUBLE-DOUBLE YOUR DELIGHTMENT

Andrew Sischo has been a double-double machine this season, racking up 10 of them through the Wildcats' first 11 games, a total that presently leads the country. He opened the season with seven consecutive double-doubles, and has three this season that include 30-point outputs. Sischo, who ranked sixth nationally with 17 double-doubles last season, has totaled 35 of them in 69 career games - the most for a Daemen player since Gerald Beverly totaled 46 in his career spanning 2011-15.

CLIMBING THE LADDER

With each passing game, Andrew Sischo continues to climb among Daemen's all-time statistical leaders. In 69 career games, Sischo has totaled 1,326 points and 698 rebounds. He stands as one of only five players in program history with at least 1,200 points and 600 rebounds. He ranks 10th all-time in scoring, just five points shy of passing Rob Lange (1992-96) for ninth place. He also ranks fifth in career rebounding and seventh in made field goals (533).

THREE-DICULOUS SHOOTING

Over the course of his career, forward Jeff Redband has established himself as one of the preeminent three-point shooters in the ECC, as well as among Daemen's all-time leaders. Redband is the first Daemen player with 60 or more three-pointers in three straight seasons since Brian Montanaro did so four straight times from 2002-06. A two-time All-ECC pick, including a second-team selection last season, Redband has appeared in all 99 games since the start of the 2016-17 season, making 96 starts and helping Daemen to a 75-24 record. He has totaled 1,136 points, 461 rebounds, 247 three-point field goals and 79 blocks in his career. He recently moved past Kharmen Wingard for third place on Daemen's all-time three-point field goals list, and he stands 41 shy of Montanaro's program record (288). He also ranks 16th in points and seventh in blocks among Daemen's all-time leaders. Redband has made at least one three-pointer in 42 of the last 45 games, and has made five or more 15 times in his career. He leads the team and the ECC with 31 three-pointers (ranks 19th nationally) this season, and is producing 11.2 points, 4.3 rebounds, 1.1 steals and 1.1 blocks per game.

BREAKOUT BREON

Senior guard Breon Harris was inserted into the starting lineup midway through the 2017-18 season, and went on to help Daemen wins in 41 of their next 49 contests (through the end of the 2018-19 season). He's been a third-team All-ECC selection in each of the last two seasons, and has also earned ECC Championships all-tournament team honors twice in his career. Harris swiped 70 steals as a sophomore, the third-highest single-season total in team history and making him the first player with at least 70 since Russell John totaled 73 in 1990-91. He added 53 steals to his career total last season, becoming just the fifth player to lead the Wildcats in steals at least twice, and the first player with 50+ steals in consecutive seasons since Mark Coppola in 2011-12 and 2012-13. He was named to the ECC-CACC Challenge all-tournament team for the second straight year after averaging 14.5 points, 9.0 rebounds and 6.5 assists in Daemen wins over Felician and Nyack.

Those contributions included the first double-double of his career, as he totaled 11 points and a career-high 11 boards vs. Nyack. He's producing 12.1 points per game and leads the team in steals (13) this season.

SHINING STAR-KIS

Redshirt senior guard Jay Sarkis has been a fixture in the Daemen lineup since arriving on campus in 2015. Sarkis has appeared in 91 of a possible 100 games (excluding a redshirt season in 2016-17), while making 85 starts. He's recorded at least one three-pointer in 75 games, totaling 159 triples in his career (8th in team history). He's just the eighth player in program history with at least 150 three-point field goals. Sarkis contributed 8.2 points and a team-best 3.1 assists per game in 2018-19. His finest season came a year earlier when he put up career-highs in points (372), assists (106) and rebounds (86), and finished the season ranking among the ECC's top-five statistical leaders in minutes (3rd), minutes per game (5th), three-point field goals (4th), three-point shooting percentage (5th) and assists (3rd). Sarkis dished out a season-high eight assists in Daemen's 89-59 win over Salem on Dec. 4 - the 21st game in his career with five or more. He's totaled 874 points and 271 assists in his career, and stands one assist shy of tying Monty Montgomery for 10th in program history. Sarkis is seeing 32.7 minutes per game, and producing 7.4 points and 2.9 assists per outing this season.

WALK WITH WALLACE

Redshirt senior wing Joey Wallace is the most experienced of Daemen's 10 newcomers this season. The son of former Syracuse star and NBA veteran John Wallace, Joey Wallace came to Daemen with 85 games of Division II experience under his belt across parts of four seasons playing for Southern Connecticut State. The Rochester native contributed 8.7 points and 5.1 rebounds per game across his tenure there. He's made an immediate impact here with the Wildcats, starting all contests thus far and producing 11.1 points, 5.4 rebounds, a team-high 3.3 assists and 1.1 steals per game. He has had five games with 10+ points, including a season-high 19 vs. nationally-ranked West Liberty on Nov. 16. He's also making his mark at the defensive end, routinely matching up with the opposition's top perimeter player. Wallace has twice been named the ECC Defensive Player of the Week this season.

FRESH FACES

The Wildcats welcome 10 new players to the fold this season to round out a large 20-player roster. Buffalo natives Donte Williams and Kyle Harris are proven college players. Williams, a 6'4" guard/forward, has one season of remaining eligibility following previous stops at Southeastern Iowa Community College and California University (Pa.). He averaged 10.7 points and 5.2 rebounds per game for the Vulcans last season. Harris comes over after a prolific junior college career at Erie Community College where he played for head coach Alex Nwora, a Daemen graduate and inductee of the Daemen Hall of Fame. Harris brings a winning pedigree (47-17 record at ECC) and tremendous three-point shooting ability (166 three-pointers in the last two seasons) to the Wildcats. Big man Chris Luke (7'0", Jr., C) gives the Wildcats some depth at the center position. Freshmen Keith Slack and Ryan Salzberg are expected to compete for minutes in the backcourt.

DEC. 10 - DAEMEN NOW A TOP-10 TEAM IN BOTH DIVISION II NATIONAL POLLS

AMHERST, N.Y. - For the first time in its history, the Daemen College men's basketball team is ranked in the top-10 of both Division II national polls. The Wildcats, led by head coach Mike MacDonald, come in at No. 8 in the NCAA Division II Sports Information Directors of America (D2SIDA) national media poll for a third consecutive week, and they've also jumped up three spots to No. 8 in the National Association of Basketball Coaches (NABC) top-25 poll. Both polls were released this afternoon.

Daemen (10-1, 1-0 ECC) has won 10 straight games - the longest active winning streak among Division II teams nationwide, and tied for the second-longest active streak across all NCAA divisions. The Wildcats extended the streak last Saturday with a 96-70 rout of rival Roberts Wesleyan College at Lumsden Gymnasium. It marked Daemen's third straight win by 25+ points, and also their 16th straight home win and their 18th consecutive win in the series with RWC.

NABC Poll

At No. 8, Daemen sets a new benchmark for ascent up the ranks in the eyes of Division II coaches. The Wildcats garnered 273 points in the poll voting to move up for the fourth consecutive week. Daemen has now been ranked in 12 consecutive NABC polls dating back to last January.

Daemen is one of four teams from the East Region included in the poll, joining No. 23 Pace University (9-0), No. 24 St. Thomas Aquinas College (8-1) and No. 25 Dominican College (8-1). Daemen plays at St. Thomas Aquinas this Sunday, Dec. 15 in a key early-season East Coast Conference contest. Pace is ranked for the first time since the 1998-99 season.

The big change at the top of the poll is Nova Southeastern University (5-0) out-seating Northwest Missouri State University (8-1) for the No. 1 ranking. Nova Southeastern is ranked No. 1 for the first time in their history, thanks to Northwest Missouri State's loss Saturday at Central Missouri University, a result that snapped the Bearcats' 46-game winning streak. Daemen's lone loss this season came November 1 against the Bearcats at the Small College Basketball National Hall of Fame Classic. Northwest Missouri State dropped to No. 4 in the poll, leapfrogged also by Bellarmine University (No. 2) and West Texas A&M University (No. 3).

D2SIDA Poll

At No. 8, the Wildcats remain in their highest-ever position in the D2SIDA poll. Daemen received 286 points in the poll voting, four back of No. 7 University of California-San Diego.

St. Thomas Aquinas - Daemen's Sunday opponent - comes in at No. 17 this week, and the two ECC teams are joined by their East Region neighbor Pace which debuts at No. 22.

Bellarmine takes over the No. 1 ranking in the D2SIDA poll, garnering eight of the 16 first-place votes. West Texas A&M comes in at No. 2, and Nova Southeastern at No. 3, followed by Northwest Missouri State.



**National Association of Basketball Coaches
NCAA Division II Men's Basketball Rankings
December 10, 2019 (Regular Season Poll #4)**

	Record	Points	Last
1. Nova Southeastern (Fla.)	5-0	391	2
2. Bellarmine (Ky.)	6-0	381	3
3. West Texas A&M	9-0	368	5
4. Northwest Missouri State	8-1	348	1
5. Indiana (Pa.)	7-0	342	6
6. Alabama Huntsville	7-0	324	8
7. Lincoln Memorial (Tenn.)	9-1	307	7
8. Daemen (N.Y.)	9-1	273	11
9. Dixie State (Utah)	8-0	250	16
10. UC San Diego	8-1	238	4
11. Missouri Southern	7-1	232	15
12. St. Edward's (Texas)	7-1	198	17
13. Dallas Baptist (Texas)	7-0	189	19
14. Southeastern Oklahoma State	5-0	184	18
15. Indianapolis (Ind.)	7-1	175	13
16. Southern Indiana	5-1	151	9
17. Ferris State (Mich.)	12-1	139	23
18. West Chester (Pa.)	9-0	129	25
19. Florida Southern	8-1	123	22
20. Queens (N.C.)	7-2	108	12
21. Augustana (S.D.)	8-1	52	NR
22. West Liberty (W.Va.)	6-2	47	14
23. Pace (N.Y.)	9-0	39	NR
24. St. Thomas Aquinas (N.Y.)	8-1	35	NR
25. Dominican (N.Y.)	8-1	32	21

Weekly Poll Notes:

Thanks to Northwest Missouri State's loss Saturday at Central Missouri, Nova Southeastern takes over as the No. 1 ranked team in NCAA Division II. It is the first time the Sharks have ever been ranked first as a member of NCAA Division II, but their coach - Jim Crutchfield - guided top-ranked teams at West Liberty that were at the top of the poll for 46 weeks during his tenure there.

Bellarmine and West Texas A&M moved up to the second and third spots, respectively, while Northwest fell to fourth after seeing its school record 46-game winning streak come to a halt. The Bearcats are the only team ranked among the top six that has a loss this season.

Four schools received votes for the top spot in the poll after a week in which seven of the top 14 teams lost at least once.

Two newcomers are part of this week's top 10. Daemen is in the top 10 for the first time as a member of NCAA Division II as it checked in at No. 8, followed by Dixie State at No. 9 as it is in the top 10 for the first time in six seasons.

The teams entering the top 25 this week include Augustana, who comes in at No. 21 on the strength of its 8-1 start; Pace enters at No. 23 on its 9-0 start and is nationally ranked for the first time since the final poll of the 1998-99 season; and St. Thomas Aquinas rejoins the top 25 at No. 24.

For the second straight week, the Great Lakes Valley Conference and Lone Star Conference have three representatives apiece in the poll. The GLVC has No. 2 Bellarmine, No. 15 Indianapolis and No. 16 Southern Indiana, while the LSC's teams are No. 3 West Texas A&M, No. 12 St. Edward's and No. 13 Dallas Baptist.

A total of 16 of the 23 NCAA Division II conferences have representatives in this week's top 25, with six of them having multiple entries. Two matchups of top 25 teams are on tap for this week: No. 3 West Texas A&M plays at No. 12 St. Edward's in a rematch of last year's South Central Regional final on Thursday, followed by a Sunday matchup between No. 8 Daemen and No. 24 St. Thomas Aquinas.

Records through games of December 8, 2019.
Last ranking is from pre-season poll released Dec. 3.

First place votes - Nova Southeastern (8), Bellarmine (4), Northwest Missouri State (3), West Texas A&M (1).

Others receiving votes: Ashland (Ohio) 30, Northeastern State (Okla.) 24, Chaminade (Hawaii) 17, Valdosta State (Ga.) 14, Cal Poly Pomona 12, Belmont Abbey (N.C.) 11, Grand Valley State (Mich.) 10, Saint Anselm (N.H.) 7, Angelo State (Texas) 5, Minnesota Duluth 5, Drury (Mo.) 4, Embry-Riddle (Fla.) 2, Regis (Colo.) 2, East Central (Okla.) 1, Jefferson (Pa.) 1.

Dropped out: Ashland (10), Saint Anselm (20), Azusa Pacific (24).

For Immediate Release

**D2SIDA Men's Basketball
National Media Poll
Week 4 - December 10, 2019**

Rank	School	Pts.	Record	Prev.
1.	Bellarmine (8)	385	6-0	3
2.	West Texas A&M (3)	378	9-0	4
3.	Nova Southeastern (4)	352	5-0	2
4.	Northwest Missouri State (1)	343	8-1	1
5.	Indiana (Pa.)	342	7-0	6
6.	Alabama Huntsville	295	7-0	10
7.	UC San Diego	290	8-1	5
8.	Daemen	286	10-1	8
9.	Lincoln Memorial	276	9-1	7
10.	West Chester	261	9-0	12
11.	Ferris State	223	12-1	22
12.	Southeastern Oklahoma State	218	5-0	14
13.	Dixie State	217	8-0	15
14.	Missouri Southern State	160	7-1	17
15.	Queens (N.C.)	157	7-2	11
16.	Indianapolis	153	7-1	13
17.	St. Thomas Aquinas	132	8-1	RV
18.	Dallas Baptist	129	7-0	RV
19.	Embry-Riddle	89	8-1	RV
20.	Cal Poly Pomona	82	7-2	RV
21.	Shippensburg	74	7-1	NR
22.	Pace	57	9-0	NR
23.	Southern Indiana	53	5-1	9
24.	Florida Southern	46	8-1	RV
25.	Belmont Abbey	44	7-2	RV

()-first place votes

Others Receiving Votes (on more than one ballot):

Grand Valley State - 41; Minnesota-Duluth - 30; Dominican (N.Y.) - 25; Fayetteville State - 24; St. Edward's - 16; Angelo State - 9; Point Loma - 5; Drury - 2; 3 teams named on one ballot each

SEASON RECORDS

POINTS				THREE-POINT FIELD GOALS				REBOUNDS			
1.	Rob Robinson	767	1990-91	1.	David Skolen	114	1989-90	1.	Jim Chapman	394	1988-89
2.	David Skolen	699	1989-90	2.	Kharmen Wingard	86	2003-04	2.	Gerald Beverly	373	2014-15
3.	Russell John	629	1990-91	3.	Brian Montanaro	84	2004-05	3.	Alex Nwora	347	1991-92
4.	Gerald Beverly	620	2014-15	4.	Pete Loney	83	2008-09	4.	Brian Pettit	329	1996-97
5.	Torrence Dyck	612	2015-16	5.	Jeff Redband	79	2018-19	5.	Alex Nwora	313	1992-93
6.	Chris Lewis	611	1989-90	6.	Russell John	78	1990-91	6.	Alex Nwora	312	1990-91
7.	Brian Montanaro	592	2005-06	7.	Donjuan Tyson	77	2006-07	7.	Brian Pettit	288	1995-96
8.	Andrew Sischo	585	2018-19	8.	Gabriel Marshall	76	2003-04	8.	Chris Lewis	287	1989-90
9.	Rob Robinson	567	1989-90		Kharmen Wingard	76	2004-05	9.	Andrew Sischo	283	2018-19
10.	Joe Olsen	560	2005-06	10.	Kharmen Wingard	75	2002-03	10.	Gerald Beverly	280	2013-14
					Jordan Greene	75	2014-15				
POINTS PER GAME				THREE-POINT % (min. 1 3PT/game)				REBOUNDS PER GAME			
1.	Rob Robinson	25.6	1990-91	1.	David Skolen	.557	1986-87	1.	Jim Chapman	14.1	1988-89
2.	Torrence Dyck	21.9	2015-16	2.	Marty Lange	.524	1997-98	2.	Gerald Beverly	12.0	2014-15
3.	David Skolen	21.8	1989-90	3.	Mike Maisto	.500	2007-08	3.	Alex Nwora	11.6	1992-93
	Ralph Henderson	21.8	1987-8		Jesse Lalka	.500	2015-16		Alex Nwora	11.6	1991-92
5.	Russell John	21.0	1990-91	5.	David Skolen	.491	1989-90	5.	Brian Pettit	10.6	1996-97
6.	Ralph Henderson	20.5	1986-87	6.	David Skolen	.477	1988-89	6.	Alex Nwora	10.4	1990-91
7.	Andrew Sischo	20.9	2018-19	7.	Kevin Lange	.461	2002-03	7.	Sandy Finney	10.2	1995-96
8.	Gerald Beverly	20.0	2014-15		Jay Sarkis	.461	2015-16	8.	Sandy Finney	10.1	1994-95
9.	Alex Nwora	19.6	1992-93	9.	Brian Montanaro	.452	2004-05		Andrew Sischo	10.1	2018-19
10.	Torrence Dyck	19.3	2014-15	10.	Jeff Redband	.450	2016-17	10.	Gerald Beverly	10.0	2013-14
FIELD GOALS				FREE THROWS				ASSISTS			
1.	Chris Lewis	257	1989-90	1.	Rob Robinson	282	1990-91	1.	Mark Coppola	203	2012-13
2.	David Skolen	247	1989-90	2.	Gerald Beverly	180	2014-15	2.	Derrick Henry	203	1988-89
3.	Rob Robinson	231	1990-91	3.	Rob Robinson	176	1991-92	3.	Rob Robinson	187	1990-91
4.	Andrew Sischo	229	2018-19	4.	Alex Nwora	161	1992-93	4.	Rob Robinson	186	1989-90
5.	Gerald Beverly	219	2014-15	5.	Joe Olsen	148	2005-06	5.	Mark Coppola	161	2011-12
6.	Russell John	218	1990-91	6.	Rob Robinson	142	1989-90	6.	Tim Foley	157	1994-95
7.	Torrence Dyck	217	2015-16	7.	Monty Montgomery	140	2000-01	7.	Mark Coppola	154	2013-14
8.	Rob Robinson	205	1989-90	8.	Jonathan Walker	139	2002-03	8.	Steve Chandler	152	2003-04
9.	Gerald Beverly	200	2013-14	9.	Jonathan Walker	134	2001-02	9.	Steve Chandler	147	2002-03
10.	Andrew Sischo	195	2017-18	10.	Ralph Henderson	133	1987-88	10.	Russell John	139	1991-92
FIELD GOAL % (min. 150 made)				FREE THROW % (min. 100 made)				STEALS			
1.	Stefan Van Duluitgaarden	.661	1991-92	1.	David Skolen	.850	1989-90	1.	Derrick Henry	74	1988-89
2.	Chris Lewis	.624	1989-90		Todd Zielinski	.850	1996-97	2.	Russell John	73	1990-91
3.	Brian Harmon	.610	1986-87	3.	Kevin Lange	.844	2002-03	3.	Breon Harris	70	2017-18
4.	Gerald Beverly	.607	2014-15	4.	Rob Robinson	.827	1991-92	4.	Casey Sheehan	68	2012-13
5.	Brian Pettit	.605	1998-99	5.	David Skolen	.823	1988-89	5.	Devon Dawson	67	2007-08
6.	Chris Lewis	.603	1988-89	6.	Mark Rouse	.806	2001-02	6.	Anibal Soler	66	1999-00
7.	Gerald Beverly	.597	2012-13	7.	Monty Montgomery	.790	1997-98	7.	Eder Joseph	62	1999-00
8.	Andrew Sischo	.586	2018-19	8.	Rob Robinson	.789	1989-90	8.	Jorge Ebanks	61	2009-10
9.	Darnell Jackson	.576	2003-04	9.	Brian Montanaro	.783	2005-06	9.	Dewan Stroud	60	2006-07
	Ajay Rutledge	.576	2008-09	10.	Monty Montgomery	.782	2000-01	10.	Therreon Blackwell	59	2004-05
									Rob Robinson	59	1990-91
								BLOCKS			
								1.	Ron Wright	119	2005-06
								2.	Ron Wright	114	2004-05
								3.	Gerald Beverly	111	2013-14
								4.	Gerald Beverly	110	2014-15
								5.	Gerald Beverly	59	2012-13
								6.	Brian Pettit	55	1998-99
								7.	Mario Torres	54	1992-93
								8.	Brian Pettit	52	1996-97
								9.	Gerald Beverly	50	2011-12
								10.	Ralph Henderson	49	1986-87

CAREER RECORDS

POINTS (1,000-Point Club)

1.	Rob Robinson	1,962	1988-92
2.	Brian Montanaro	1,920	2002-06
3.	David Skolen	1,876	1986-90
4.	Monty Montgomery	1,814	1996-01
5.	Gerald Beverly	1,799	2011-15
6.	Alex Nwora	1,514	1989-93
7.	Casey Sheehan	1,505	2010-14
8.	Brian Pettit	1,414	1994-99
9.	Rob Lange	1,330	1992-96
10.	Andrew Sischo	1,326	2017-Pr.
11.	Devon Dawson	1,310	2007-12
11.	Kharmen Wingard	1,281	2002-05
13.	Jim Regan	1,241	2009-13
14.	Mark Rouse	1,172	1998-02
15.	Kevin Lange	1,152	1999-03
16.	Jeff Redband	1,136	2016-Pr.
17.	Chris Moore	1,126	1996-00
18.	Chris Lewis	1,105	1988-90
19.	Jordan Greene	1,090	2011-15
20.	Danny McCabe	1,078	1884-98
21.	Therreon Blackwell	1,069	2002-06
22.	Russell John	1,061	1990-92
23.	Torrence Dyck	1,056	2014-16
24.	Deion Hamilton	1,029	2015-19
25.	Ralph Henderson	1,015	1986-88

POINTS PER GAME

1.	Torrence Dyck	20.7	2014-16
2.	Andrew Sischo	19.2	2017-Pr.
3.	Chris Lewis	18.4	1988-90
4.	Rob Robinson	17.8	1988-92
5.	Russell John	17.4	1990-92
6.	Dewan Stroud	16.8	2006-08
7.	David Skolen	16.5	1986-90
8.	Monty Montgomery	16.2	1996-01
9.	Jonathan Walker	15.3	2001-03
10.	Dom Mazzocchi	15.2	2010-12

FIELD GOALS

1.	David Skolen	687	1986-90
2.	Gerald Beverly	669	2011-15
3.	Brian Montanaro	656	2002-06
	Monty Montgomery	656	1996-01
5.	Rob Robinson	640	1988-92
6.	Casey Sheehan	544	2010-14
7.	Andrew Sischo	533	2017-Pr.
8.	Alex Nwora	532	1989-93
9.	Brian Pettit	519	1994-99
10.	Jim Regan	477	2009-13

FIELD GOAL % (MIN. 150 MADE)

1.	Chris Lewis	.615	1988-90
2.	Stefan Van Duluitgaarden	.606	1990-92
3.	Andrew Sischo	.592	2017-Pr.
4.	Gerald Beverly	.583	2011-15
5.	Kadeem Johnson	.581	2010-14
6.	Steve Chandler	.568	2002-04
7.	Joe Olsen	.559	2004-06
8.	Darnell Jackson	.554	2003-05
9.	Ralph Henderson	.549	1986-88
10.	Brian Pettit	.543	1994-99

THREE-POINT FIELD GOALS

1.	Brian Montanaro	288	2002-06
2.	David Skolen	279	1986-90
3.	Jeff Redband	247	2016-Pr.
4.	Kharmen Wingard	237	2002-05
5.	Jordan Greene	201	2011-15
6.	Mark Rouse	183	1998-02
7.	Kevin Lange	169	1999-03
8.	Jay Sarkis	159	2015-Pr.
9.	Casey Sheehan	147	2010-14
10.	Russell John	143	1990-92

THREE-POINT % (min. 50 made)

1.	David Skolen	.487	1986-90
2.	Jesse Lalka	.463	2013-17
3.	Rob Robinson	.433	1988-92
4.	Jeff Redband	.431	2016-Pr.
5.	Pete Loney	.426	2007-09
6.	Adrian Baugh	.424	1999-01
7.	Jay Sarkis	.419	2015-Pr.
8.	Brian Montanaro	.418	2002-06
9.	Kyle Clifford	.415	2013-15
10.	Donjuan Tyson	.403	2006-07

FREE THROWS

1.	Rob Robinson	630	1988-92
2.	Gerald Beverly	459	2011-15
3.	Alex Nwora	441	1989-93
4.	Monty Montgomery	427	1996-01
5.	Brian Pettit	373	1994-99
6.	Rob Lange	366	1992-96
7.	Brian Montanaro	320	2002-06
8.	Devon Dawson	275	2007-12
9.	Jonathan Walker	273	2001-03
10.	Casey Sheehan	271	2010-14

FREE THROWS (min. 100 made)

1.	Jeff Redband	.858	2016-Pr.
2.	David Skolen	.826	1986-90
	Jay Sarkis	.826	2015-Pr.
4.	Arif Mehmetaj	.806	2014-17
5.	Rob Robinson	.788	1988-92
	Mark Rouse	.788	1998-02
7.	Brian Montanaro	.786	2002-06
8.	Jaleo Wilkes	.773	2015-17
9.	Jeff Eaddy	.768	1986-90
10.	Monty Montgomery	.757	1996-01

REBOUNDS

1.	Alex Nwora	1,103	1989-93
2.	Gerald Beverly	1,004	2011-15
3.	Brian Pettit	991	1994-99
4.	Monty Montgomery	806	1996-01
5.	Andrew Sischo	698	2017-Pr.
6.	Jim Regan	587	2009-13
7.	Devon Dawson	585	2007-12
8.	Danny McCabe	570	1994-98
9.	Eder Joseph	542	1997-00
10.	Mario Torres	537	1990-94

REBOUNDS PER GAME

1.	Andrew Sischo	10.1	2017-Pr.
2.	Alex Nwora	9.3	1989-93
3.	Brian Pettit	8.7	1994-99
4.	Chris Lewis	8.5	1988-90
5.	Gerald Beverly	8.4	2011-15
6.	Steve Chandler	7.4	2002-04
7.	Monty Montgomery	7.2	1996-01
8.	Eder Joseph	6.7	1997-00
9.	Mario Torres	6.5	1990-94
	Jonathan Walker	6.5	2001-03

ASSISTS

1.	Mark Coppola	623	2010-14
2.	Rob Robinson	503	1988-92
3.	Casey Sheehan	470	2010-14
4.	Therreon Blackwell	438	2002-06
5.	Tim Foley	334	1990-95
6.	Mark Rouse	320	1998-02
7.	Anibal Soler	304	1997-00
8.	Steve Chandler	299	2002-04
9.	David Skolen	293	1986-90
10.	Monty Montgomery	272	1996-01

STEALS

1.	Devon Dawson	198	2007-12
2.	Therreon Blackwell	185	2002-06
	Casey Sheehan	185	2010-14
4.	Mark Coppola	168	2010-14
5.	Anibal Soler	165	1996-00
6.	Rob Robinson	161	1988-92
	Brian Montanaro	161	2002-06
8.	Alex Nwora	154	1989-93
9.	Breon Harris	139	2016-Pr.
10.	Monty Montgomery	135	1996-01
	Mark Rouse	135	1998-02

BLOCKS

1.	Gerald Beverly	330	2011-15
2.	Ron Wright	233	2004-06
3.	Brian Pettit	144	1994-99
4.	Jim Regan	117	2009-13
5.	Mario Torres	102	1990-94
6.	Kevin Lange	81	1999-03
7.	Ralph Henderson	79	1986-88
	Jeff Redband	79	2016-Pr.
9.	Garyce Hervey	78	1998-00
10.	Rob Lange	72	1992-96

SINGLE GAME RECORDS

POINTS

1. Rob Robinson 44 vs. Westminster (Pa.) 01/16/91

REBOUNDS

1. Jim Chapman 25 vs. New Jersey Inst. Of Tech. 11/26/88

ASSISTS

1. Rob Robinson 18 vs. Windsor 11/10/90

BLOCKED SHOTS

1. Gerald Beverly 12 vs. St. Thomas (Fla.) 12/17/14

STEALS

1. Derrick Henry 8 vs. SUNY Cortland 01/07/89

FIELD GOALS MADE

1. Ralph Henderson 16 vs. Waynesburg 02/06/88
Andrew Sischo 16 @ Molloy 02/08/19

FIELD GOALS ATTEMPTED

1. Russell John 32 vs. Ramapo 11/16/90

FREE THROWS MADE

1. Rob Robinson 21 vs. Point Park 02/02/91

FREE THROWS ATTEMPTED

1. Rob Robinson 24 vs. Point Park 02/02/91

3-POINT FIELD GOALS MADE

1. David Skolen 12 vs. Waynesburg 11/15/89

3-POINT FIELD GOALS ATTEMPTED

1. David Skolen 18 vs. Waynesburg 11/15/89



**2019-20 Daemen Men's Basketball
Season/Career Statistics
Specific games**

Summary

Player	Season Statistics										Career Statistics									
	GP-GS	MIN/G	FG%	3FG%	FT%	R/G	A/G	STL	BLK	PTS/G	GP-GS	MIN/G	FG%	3FG%	FT%	R/G	A/G	STL	BLK	PTS/G
BASDEN, Ziv	5-0	2.0	.750	.000	.000	0.4	0.2	0	1	1.2	21-0	3.0	.773	.000	.545	1.2	0.1	2	1	1.9
BRADLEY, Ryan	7-0	12.1	.462	.000	.750	3.0	0.9	4	4	3.9	8-0	10.9	.462	.000	.750	2.6	0.8	4	4	3.4
DUAH, Jeffrey	3-0	0.7	.000	.000	.000	0.0	0.0	0	0	0.0	23-0	1.3	.111	.000	.333	0.2	0.2	0	0	0.1
HARRIS, Breon	7-7	26.9	.372	.395	.632	4.4	3.0	13	0	12.1	77-55	25.0	.422	.351	.693	3.4	2.4	138	23	9.6
HARRIS, Kyle	11-5	21.6	.556	.469	1.000	2.8	1.4	1	2	7.5	11-5	21.6	.556	.469	1.000	2.8	1.4	1	2	7.5
HINES, Da'Shawn	4-0	0.9	1.000	1.000	.000	0.0	0.0	0	0	1.3	15-0	0.6	.667	.500	1.000	0.1	0.1	1	0	0.7
HOLT, Tajmin	11-0	6.5	.308	.182	.000	0.5	0.4	3	4	1.6	15-0	5.0	.308	.182	.000	0.4	0.3	3	4	1.2
LUKE, Chris	9-0	1.4	1.000	.000	.000	0.6	0.0	1	0	0.4	9-0	1.4	1.000	.000	.000	0.6	0.0	1	0	0.4
REDBAND, Jeff	11-11	30.6	.422	.419	.889	4.3	1.7	12	12	11.2	99-96	29.9	.445	.431	.858	4.7	1.6	83	79	11.5
SALZBERG, Ryan	6-0	2.5	.667	.500	.000	0.3	0.0	3	0	0.8	6-0	2.5	.667	.500	.000	0.3	0.0	3	0	0.8
SARKIS, Jay	9-9	32.6	.365	.316	.643	1.7	2.9	12	0	7.4	91-85	30.5	.430	.421	.826	2.6	3.0	65	1	9.6
SISCHO, Andrew	11-11	35.0	.661	.444	.679	14.0	1.7	7	16	25.4	69-55	27.9	.592	.324	.694	10.1	1.1	42	69	19.2
SLACK, Keith	10-1	15.6	.408	.343	1.000	1.8	1.3	3	0	6.0	10-1	15.6	.408	.343	1.000	1.8	1.3	3	0	6.0
WALLACE, Joey	11-11	30.1	.412	.238	.842	5.4	3.3	12	1	11.1	11-11	30.1	.412	.238	.842	5.4	3.3	12	1	11.1
WILLIAMS, Donte'	11-0	6.5	.571	.455	.000	1.1	0.4	1	1	2.6	11-0	6.5	.571	.455	.000	1.1	0.4	1	1	2.6

Scoring

Player	Season Statistics								Career Statistics							
	FG-FGA	FG%	3FG-3FGA	3FG%	FT-FTA	FT%	PTS	PTS/G	FG-FGA	FG%	3FG-3FGA	3FG%	FT-FTA	FT%	PTS	PTS/G
BASDEN, Ziv	3-4	.750	0-0	.000	0-0	.000	6	1.2	17-22	.773	0-1	.000	6-11	.545	40	1.9
BRADLEY, Ryan	12-26	.462	0-3	.000	3-4	.750	27	3.9	12-26	.462	0-3	.000	3-4	.750	27	3.4
DUAH, Jeffrey	0-0	.000	0-0	.000	0-0	.000	0	0.0	1-9	.111	0-2	.000	1-3	.333	3	0.1
HARRIS, Breon	29-78	.372	15-38	.395	12-19	.632	85	12.1	258-611	.422	99-282	.351	122-176	.693	737	9.6
HARRIS, Kyle	30-54	.556	15-32	.469	8-8	1.000	83	7.5	30-54	.556	15-32	.469	8-8	1.000	83	7.5
HINES, Da'Shawn	2-2	1.000	1-1	1.000	0-0	.000	5	1.3	4-6	.667	1-2	.500	1-1	1.000	10	0.7
HOLT, Tajmin	8-26	.308	2-11	.182	0-1	.000	18	1.6	8-26	.308	2-11	.182	0-1	.000	18	1.2
LUKE, Chris	2-2	1.000	0-0	.000	0-0	.000	4	0.4	2-2	1.000	0-0	.000	0-0	.000	4	0.4
REDBAND, Jeff	38-90	.422	31-74	.419	16-18	.889	123	11.2	384-863	.445	247-573	.431	121-141	.858	1136	11.5
SALZBERG, Ryan	2-3	.667	1-2	.500	0-0	.000	5	0.8	2-3	.667	1-2	.500	0-0	.000	5	0.8
SARKIS, Jay	23-63	.365	12-38	.316	9-14	.643	67	7.4	277-644	.430	159-378	.421	161-195	.826	874	9.6
SISCHO, Andrew	109-165	.661	4-9	.444	57-84	.679	279	25.4	533-901	.592	11-34	.324	249-359	.694	1326	19.2
SLACK, Keith	20-49	.408	12-35	.343	8-8	1.000	60	6.0	20-49	.408	12-35	.343	8-8	1.000	60	6.0
WALLACE, Joey	40-97	.412	10-42	.238	32-38	.842	122	11.1	40-97	.412	10-42	.238	32-38	.842	122	11.1
WILLIAMS, Donte'	12-21	.571	5-11	.455	0-0	.000	29	2.6	12-21	.571	5-11	.455	0-0	.000	29	2.6

Totals

Player	Season Statistics									Career Statistics								
	O-REB	D-REB	TOTAL	PF	FO	A	TO	A/TO		O-REB	D-REB	TOTAL	PF	FO	A	TO	A/TO	
BASDEN, Ziv	1	1	2	1	0	1	0	0.0		11	15	26	8	0	2	5	0.4	
BRADLEY, Ryan	10	11	21	13	0	6	8	0.8		10	11	21	13	0	6	8	0.8	
DUAH, Jeffrey	0	0	0	0	0	0	1	0.0		2	2	4	2	0	5	4	1.3	
HARRIS, Breon	4	27	31	24	1	21	22	1.0		41	221	262	153	5	183	173	1.1	
HARRIS, Kyle	7	24	31	26	1	15	17	0.9		7	24	31	26	1	15	17	0.9	
HINES, Da'Shawn	0	0	0	0	0	0	0	0.0		0	1	1	1	0	1	1	1.0	
HOLT, Tajmin	3	3	6	6	0	4	3	1.3		3	3	6	6	0	4	3	1.3	
LUKE, Chris	1	4	5	5	0	0	1	0.0		1	4	5	5	0	0	1	0.0	
REDBAND, Jeff	9	38	47	20	0	19	18	1.1		121	340	461	194	4	160	133	1.2	
SALZBERG, Ryan	2	0	2	2	0	0	0	0.0		2	0	2	2	0	0	0	0.0	
SARKIS, Jay	2	13	15	7	0	26	18	1.4		28	212	240	135	3	271	192	1.4	
SISCHO, Andrew	61	93	154	33	0	19	44	0.4		256	441	697	176	0	77	167	0.5	
SLACK, Keith	2	16	18	8	0	13	9	1.4		2	16	18	8	0	13	9	1.4	
WALLACE, Joey	18	41	59	30	0	36	30	1.2		18	41	59	30	0	36	30	1.2	
WILLIAMS, Donte'	3	9	12	7	0	4	6	0.7		3	9	12	7	0	4	6	0.7	



**2019-20 Daemen Men's Basketball
Season Box Score
Specific games**

Game Records

Record	Overall	Home	Away	Neutral
ALL GAMES	10-1	8-0	1-0	1-1
CONFERENCE	1-0	1-0	0-0	0-0
NON-CONFERENCE	9-1	7-0	1-0	1-1

Team Box Score

No.	Player				Total		3-Point		F-Throw		Rebounds											
		GP-GS	MIN	AVG	FG-FGA	FG%	3FG-FGA	3FG%	FT-FTA	FT%	OFF	DEF	TOT	AVG	PF	DQ	A	TO	BLK	STL	PTS	AVG
22	SISCHO, Andrew	11-11	385:25	35.0	109-165	.661	4-9	.444	57-84	.679	61	93	154	14.0	33	0	19	44	16	7	279	25.4
2	HARRIS, Breon	7-7	188:07	26.9	29-78	.372	15-38	.395	12-19	.632	4	27	31	4.4	24	1	21	22	0	13	85	12.1
44	REDBAND, Jeff	11-11	337:07	30.6	38-90	.422	31-74	.419	16-18	.889	9	38	47	4.3	20	0	19	18	12	12	123	11.2
23	WALLACE, Joey	11-11	331:30	30.1	40-97	.412	10-42	.238	32-38	.842	18	41	59	5.4	30	0	36	30	1	12	122	11.1
12	HARRIS, Kyle	11-5	237:24	21.6	30-54	.556	15-32	.469	8-8	1.000	7	24	31	2.8	26	1	15	17	2	1	83	7.5
5	SARKIS, Jay	9-9	293:26	32.6	23-63	.365	12-38	.316	9-14	.643	2	13	15	1.7	7	0	26	18	0	12	67	7.4
15	SLACK, Keith	10-1	155:44	15.6	20-49	.408	12-35	.343	8-8	1.000	2	16	18	1.8	8	0	13	9	0	3	60	6.0
25	BRADLEY, Ryan	7-0	84:50	12.1	12-26	.462	0-3	.000	3-4	.750	10	11	21	3.0	13	0	6	8	4	4	27	3.9
10	WILLIAMS, Donte'	11-0	72:02	6.5	12-21	.571	5-11	.455	0-0	.000	3	9	12	1.1	7	0	4	6	1	1	29	2.6
3	HOLT, Tajmin	11-0	71:22	6.5	8-26	.308	2-11	.182	0-1	.000	3	3	6	0.5	6	0	4	3	4	3	18	1.6
14	HINES, Da'Shawn	4-0	03:34	0.9	2-2	1.000	1-1	1.000	0-0	.000	0	0	0	0.0	0	0	0	0	0	0	5	1.3
24	BASDEN, Ziv	5-0	09:50	2.0	3-4	.750	0-0	.000	0-0	.000	1	1	2	0.4	1	0	1	0	1	0	6	1.2
20	SALZBERG, Ryan	6-0	14:45	2.5	2-3	.667	1-2	.500	0-0	.000	2	0	2	0.3	2	0	0	0	0	3	5	0.8
34	LUKE, Chris	9-0	12:54	1.4	2-2	1.000	0-0	.000	0-0	.000	1	4	5	0.6	5	0	0	1	0	1	4	0.4
4	DUAH, Jeffrey	3-0	02:02	0.7	0-0	.000	0-0	.000	0-0	.000	0	0	0	0.0	0	0	0	1	0	0	0	0.0
Team											12	20	32					2				
Total		11	2200		330-680	.485	108-296	.365	145-194	.747	135	300	435	39.5	182	2	164	179	41	72	913	83.0
Opponents		11	2200		287-667	.430	102-293	.348	121-167	.725	96	243	339	30.8	206	-	125	171	27	90	797	72.5

Score by Periods

Team	1st	2nd	OT	TOT
Daemen	426	487	0	913
Opponents	406	391	0	797



2019-20 Daemen Men's Basketball
Overall Team Statistics
Specific games

Team Statistics

	DAEMEN	OPP
Scoring	913	797
Points per game	83.0	72.5
Scoring margin	+10.5	-
Field goals-att	330-680	287-667
Field goal pct	.485	.430
3 point fg-att	108-296	102-293
3-point FG pct	.365	.348
3-pt FG made per game	9.8	9.3
Free throws-att	145-194	121-167
Free throw pct	.747	.725
F-Throws made per game	13.2	11.0
Rebounds	435	339
Rebounds per game	39.5	30.8
Rebounding margin	+8.7	-
Assists	164	125
Assists per game	14.9	11.4
Turnovers	179	171
Turnovers per game	16.3	15.5
Turnover margin	-0.7	-
Assist/turnover ratio	0.9	0.7
Steals	72	90
Steals per game	6.5	8.2
Blocks	41	27
Blocks per game	3.7	2.5
Winning streak	10	-
Home win streak	8	-
Attendance	3656	110
Home games-Avg/Game	8-457	1-110
Neutral site-Avg/Game	-	2-1145

Score by Periods

Team	1st	2nd	OT	TOT
Daemen	426	487	0	913
Opponents	406	391	0	797



2019-20 Daemen Men's Basketball
Season Schedule/Results & Leaders
Specific games

Game Records

Record	Overall	Home	Away	Neutral
ALL GAMES	10-1	8-0	1-0	1-1
CONFERENCE	1-0	1-0	0-0	0-0
NON-CONFERENCE	9-1	7-0	1-0	1-1

Team Results

Date	Opponent		Score	Att.	High Points	High Rebounds
11/01/2019	vs Northwest Mo. St.	L	65-85	685	(24) SISCHO, Andrew	(15) SISCHO, Andrew
11/02/2019	vs Missouri Western	W	68-64	1604	(15) REDBAND, Jeff	(12) SISCHO, Andrew
11/08/2019	Felician	W	95-80	450	(31) SISCHO, Andrew	(19) SISCHO, Andrew
11/09/2019	Nyack	W	80-74	380	(34) SISCHO, Andrew	(17) SISCHO, Andrew
11/14/2019	Mercyhurst	W	67-65	375	(22) SISCHO, Andrew	(11) SISCHO, Andrew
11/16/2019	West Liberty	W	98-83	408	(29) SISCHO, Andrew	(18) SISCHO, Andrew
11/19/2019	Le Moyne	W	89-79	384	(27) SISCHO, Andrew	(11) SISCHO, Andrew
11/23/2019	Wilmington (DE)	W	83-81	1025	(24) SISCHO, Andrew	(8) SISCHO, Andrew (8) WALLACE, Joey
11/30/2019	at USciences	W	83-57	110	(25) REDBAND, Jeff	(20) SISCHO, Andrew
12/04/2019	Salem (WV)	W	89-59	245	(34) SISCHO, Andrew	(12) SISCHO, Andrew
12/07/2019	Roberts Wesleyan	W	96-70	389	(27) SISCHO, Andrew	(11) SISCHO, Andrew

Attendance Summary

	Games	Attend	Avg/Game
Home	8	3656	457
Away	1	110	110
Neutral	2	2289	1145
Total	11	6055	550



2019-20 Daemen Men's Basketball Combined Team Statistics Specific games

Game Records

Record	Overall	Home	Away	Neutral
ALL GAMES	10-1	8-0	1-0	1-1
CONFERENCE	1-0	1-0	0-0	0-0
NON-CONFERENCE	9-1	7-0	1-0	1-1

Score by Periods

Team	1st	2nd	OT	TOT
Daemen	426	487	0	913
Opponents	406	391	0	797

Team Box Score

No.	Player				Total		3-Point		F-Throw		Rebounds											
		GP-GS	MIN	AVG	FG-FGA	FG%	3FG-FGA	3FG%	FT-FTA	FT%	OFF	DEF	TOT	AVG	PF	DQ	A	TO	BLK	STL	PTS	AVG
22	SISCHO, Andrew	11-11	385:25	35.0	109-165	.661	4-9	.444	57-84	.679	61	93	154	14.0	33	0	19	44	16	7	279	25.4
2	HARRIS, Breon	7-7	188:07	26.9	29-78	.372	15-38	.395	12-19	.632	4	27	31	4.4	24	1	21	22	0	13	85	12.1
44	REDBAND, Jeff	11-11	337:07	30.6	38-90	.422	31-74	.419	16-18	.889	9	38	47	4.3	20	0	19	18	12	12	123	11.2
23	WALLACE, Joey	11-11	331:30	30.1	40-97	.412	10-42	.238	32-38	.842	18	41	59	5.4	30	0	36	30	1	12	122	11.1
12	HARRIS, Kyle	11-5	237:24	21.6	30-54	.556	15-32	.469	8-8	1.000	7	24	31	2.8	26	1	15	17	2	1	83	7.5
5	SARKIS, Jay	9-9	293:26	32.6	23-63	.365	12-38	.316	9-14	.643	2	13	15	1.7	7	0	26	18	0	12	67	7.4
15	SLACK, Keith	10-1	155:44	15.6	20-49	.408	12-35	.343	8-8	1.000	2	16	18	1.8	8	0	13	9	0	3	60	6.0
25	BRADLEY, Ryan	7-0	84:50	12.1	12-26	.462	0-3	.000	3-4	.750	10	11	21	3.0	13	0	6	8	4	4	27	3.9
10	WILLIAMS, Donte'	11-0	72:02	6.5	12-21	.571	5-11	.455	0-0	.000	3	9	12	1.1	7	0	4	6	1	1	29	2.6
3	HOLT, Tajmin	11-0	71:22	6.5	8-26	.308	2-11	.182	0-1	.000	3	3	6	0.5	6	0	4	3	4	3	18	1.6
14	HINES, Da'Shawn	4-0	03:34	0.9	2-2	1.000	1-1	1.000	0-0	.000	0	0	0	0.0	0	0	0	0	0	0	5	1.3
24	BASDEN, Ziv	5-0	09:50	2.0	3-4	.750	0-0	.000	0-0	.000	1	1	2	0.4	1	0	1	0	1	0	6	1.2
20	SALZBERG, Ryan	6-0	14:45	2.5	2-3	.667	1-2	.500	0-0	.000	2	0	2	0.3	2	0	0	0	0	3	5	0.8
34	LUKE, Chris	9-0	12:54	1.4	2-2	1.000	0-0	.000	0-0	.000	1	4	5	0.6	5	0	0	1	0	1	4	0.4
4	DUAH, Jeffrey	3-0	02:02	0.7	0-0	.000	0-0	.000	0-0	.000	0	0	0	0.0	0	0	0	1	0	0	0	0.0
Team											12	20	32					2				
Total		11	2200		330-680	.485	108-296	.365	145-194	.747	135	300	435	39.5	182	2	164	179	41	72	913	83.0
Opponents		11	2200		287-667	.430	102-293	.348	121-167	.725	96	243	339	30.8	206	-	125	171	27	90	797	72.5

Team Statistics

	DAEMEN	OPP
Scoring	913	797
Points per game	83.0	72.5
Scoring margin	+10.5	-
Field goals-att	330-680	287-667
Field goal pct	.485	.430
3 point fg-att	108-296	102-293
3-point FG pct	.365	.348
3-pt FG made per game	9.8	9.3
Free throws-att	145-194	121-167
Free throw pct	.747	.725
F-Throws made per game	13.2	11.0
Rebounds	435	339
Rebounds per game	39.5	30.8
Rebounding margin	+8.7	-
Assists	164	125
Assists per game	14.9	11.4
Turnovers	179	171
Turnovers per game	16.3	15.5
Turnover margin	-0.7	-
Assist/turnover ratio	0.9	0.7
Steals	72	90
Steals per game	6.5	8.2
Blocks	41	27
Blocks per game	3.7	2.5
Winning streak	10	-
Home win streak	8	-
Attendance	3656	110
Home games-Avg/Game	8-457	1-110
Neutral site-Avg/Game	-	2-1145

Team Results

Date	Opponent		Score	Att.
11/01/2019	vs Northwest Mo. St.	L	65-85	685
11/02/2019	vs Missouri Western	W	68-64	1604
11/08/2019	Felician	W	95-80	450
11/09/2019	Nyack	W	80-74	380
11/14/2019	Mercyhurst	W	67-65	375
11/16/2019	West Liberty	W	98-83	408
11/19/2019	Le Moyne	W	89-79	384
11/23/2019	Wilmington (DE)	W	83-81	1025
11/30/2019	at USciences	W	83-57	110
12/04/2019	Salem (WV)	W	89-59	245
12/07/2019	Roberts Wesleyan	W	96-70	389



**2019-20 Daemen Men's Basketball
Individual Game-by-Game
Specific games**

#2 HARRIS, Breon

Opponent	Date	GS	MIN	Total		3-Pointers		Free throws		Rebounds				PF	A	T/O	BLK	STL	PTS	AVG
				FG-FGA	PCT	3FG-3FGA	PCT	FT-FTA	PCT	OFF	DEF	TOT	AVG							
vs Northwest Mo. St.	11/01/2019	*	11:30	0-3	.000	0-3	.000	0-0	.000	0	1	1	1.0	5	0	3	0	0	0	0.0
Felician	11/08/2019	*	34:12	7-16	.438	2-6	.333	2-4	.500	2	5	7	4.0	3	6	4	0	3	18	9.0
Nyack	11/09/2019	*	31:55	4-11	.364	2-5	.400	1-2	.500	2	9	11	6.3	4	7	3	0	1	11	9.7
Mercyhurst	11/14/2019	*	21:23	1-6	.167	0-3	.000	2-2	1.000	0	1	1	5.0	4	1	4	0	0	4	8.3
West Liberty	11/16/2019	*	29:02	5-11	.455	3-6	.500	4-7	.571	0	3	3	4.6	3	2	6	0	4	17	10.0
Le Moyne	11/19/2019	*	30:44	5-14	.357	4-7	.571	0-0	.000	0	4	4	4.5	3	2	1	0	2	14	10.7
Wilmington (DE)	11/23/2019	*	29:21	7-17	.412	4-8	.500	3-4	.750	0	4	4	4.4	2	3	1	0	3	21	12.1
Totals			7 188:07	29-78	.372	15-38	.395	12-19	.632	4	27	31	4.4	24	21	22	0	13	85	12.1

Player Averages

Games Played	Minutes/ game	Points/ game	FG Pct	3FG Pct	FT Pct	Rebounds/ game	Assists/ game	Turnovers/ game	Assist/Turnover ratio	Steals/ game	Blocks/ game
7	26.9	12.1	37.2	39.5	63.2	4.4	3.0	3.1	1.0	1.9	0.0



**2019-20 Daemen Men's Basketball
Individual Game-by-Game
Specific games**

#3 HOLT, Tajmin

Opponent	Date	GS	MIN	Total		3-Pointers		Free throws		Rebounds				PF	A	T/O	BLK	STL	PTS	AVG
				FG-FGA	PCT	3FG-3FGA	PCT	FT-FTA	PCT	OFF	DEF	TOT	AVG							
vs Northwest Mo. St.	11/01/2019		02:53	0-1	.000	0-1	.000	0-0	.000	0	0	0	0.0	0	0	0	0	0	0	0.0
vs Missouri Western	11/02/2019		04:30	0-0	.000	0-0	.000	0-0	.000	1	1	2	1.0	2	0	1	0	0	0	0.0
Felician	11/08/2019		01:06	0-0	.000	0-0	.000	0-0	.000	0	0	0	0.7	0	0	0	0	0	0	0.0
Nyack	11/09/2019		10:02	1-2	.500	1-2	.500	0-0	.000	0	0	0	0.5	2	0	0	1	0	3	0.8
Mercyhurst	11/14/2019		01:47	0-0	.000	0-0	.000	0-0	.000	0	0	0	0.4	0	0	0	0	0	0	0.6
West Liberty	11/16/2019		06:40	0-4	.000	0-2	.000	0-0	.000	1	0	1	0.5	0	2	0	0	1	0	0.5
Le Moyne	11/19/2019		07:25	1-3	.333	0-2	.000	0-0	.000	0	0	0	0.4	0	0	0	0	0	2	0.7
Wilmington (DE)	11/23/2019		03:34	0-2	.000	0-0	.000	0-0	.000	1	0	1	0.5	0	0	0	0	0	0	0.6
at USciences	11/30/2019		08:47	0-2	.000	0-1	.000	0-0	.000	0	0	0	0.4	0	1	0	0	0	0	0.6
Salem (WV)	12/04/2019		14:21	3-6	.500	0-1	.000	0-1	.000	0	1	1	0.5	2	1	2	2	1	6	1.1
Roberts Wesleyan	12/07/2019		10:16	3-6	.500	1-2	.500	0-0	.000	0	1	1	0.5	0	0	0	1	1	7	1.6
Totals		0	71:22	8-26	.308	2-11	.182	0-1	.000	3	3	6	0.5	6	4	3	4	3	18	1.6

Player Averages

Games Played	Minutes/game	Points/game	FG Pct	3FG Pct	FT Pct	Rebounds/game	Assists/game	Turnovers/game	Assist/Turnover ratio	Steals/game	Blocks/game
11	6.5	1.6	30.8	18.2	0.0	0.5	0.4	0.3	1.3	0.3	0.4



**2019-20 Daemen Men's Basketball
Individual Game-by-Game
Specific games**

#4 DUAH, Jeffrey

Opponent	Date	GS	MIN	Total		3-Pointers		Free throws		Rebounds				PF	A	T/O	BLK	STL	PTS	AVG
				FG-FGA	PCT	3FG-3FGA	PCT	FT-FTA	PCT	OFF	DEF	TOT	AVG							
West Liberty	11/16/2019		00:32	0-0	.000	0-0	.000	0-0	.000	0	0	0	0.0	0	0	1	0	0	0	0.0
Salem (WV)	12/04/2019		00:50	0-0	.000	0-0	.000	0-0	.000	0	0	0	0.0	0	0	0	0	0	0	0.0
Roberts Wesleyan	12/07/2019		00:41	0-0	.000	0-0	.000	0-0	.000	0	0	0	0.0	0	0	0	0	0	0	0.0
Totals		0	02:02	0-0	.000	0-0	.000	0-0	.000	0	0	0	0.0	0	0	1	0	0	0	0.0

Player Averages

Games Played	Minutes/game	Points/game	FG Pct	3FG Pct	FT Pct	Rebounds/game	Assists/game	Turnovers/game	Assist/Turnover ratio	Steals/game	Blocks/game
3	0.7	0.0	0.0	0.0	0.0	0.0	0.0	0.3	0.0	0.0	0.0



**2019-20 Daemen Men's Basketball
Individual Game-by-Game
Specific games**

#5 SARKIS, Jay

Opponent	Date	GS	MIN	Total		3-Pointers		Free throws		Rebounds				PF	A	T/O	BLK	STL	PTS	AVG	
				FG-FGA	PCT	3FG-3FGA	PCT	FT-FTA	PCT	OFF	DEF	TOT	AVG								
vs Northwest Mo. St.	11/01/2019	*	35:01	1-5	.200	0-3	.000	0-0	.000	0	0	0	0.0	0	2	2	0	0	2	2.0	
vs Missouri Western	11/02/2019	*	37:06	2-8	.250	1-4	.250	2-2	1.000	0	1	1	0.5	0	1	4	0	0	7	4.5	
Felician	11/08/2019	*	31:49	5-9	.556	1-3	.333	0-0	.000	0	2	2	1.0	1	3	1	0	1	11	6.7	
Nyack	11/09/2019	*	30:46	2-11	.182	2-7	.286	0-0	.000	0	2	2	1.3	1	2	2	0	0	6	6.5	
Mercyhurst	11/14/2019	*	32:53	2-2	1.000	2-2	1.000	4-6	.667	0	0	0	1.0	0	1	3	0	2	10	7.2	
Wilmington (DE)	11/23/2019	*	25:40	0-4	.000	0-3	.000	0-0	.000	0	2	2	1.2	2	4	1	0	1	0	6.0	
at USciences	11/30/2019	*	34:47	2-7	.286	1-4	.250	1-4	.250	0	1	1	1.1	2	5	2	0	2	6	6.0	
Salem (WV)	12/04/2019	*	29:56	4-9	.444	3-7	.429	0-0	.000	2	4	6	1.8	0	8	2	0	3	11	6.6	
Roberts Wesleyan	12/07/2019	*	35:28	5-8	.625	2-5	.400	2-2	1.000	0	1	1	1.7	1	0	1	0	3	14	7.4	
Totals			9	293:26	23-63	.365	12-38	.316	9-14	.643	2	13	15	1.7	7	26	18	0	12	67	7.4

Player Averages

Games Played	Minutes/game	Points/game	FG Pct	3FG Pct	FT Pct	Rebounds/game	Assists/game	Turnovers/game	Assist/Turnover ratio	Steals/game	Blocks/game
9	32.6	7.4	36.5	31.6	64.3	1.7	2.9	2.0	1.4	1.3	0.0



**2019-20 Daemen Men's Basketball
Individual Game-by-Game
Specific games**

#10 WILLIAMS, Donte'

Opponent	Date	GS	MIN	Total		3-Pointers		Free throws		Rebounds				PF	A	T/O	BLK	STL	PTS	AVG
				FG-FGA	PCT	3FG-3FGA	PCT	FT-FTA	PCT	OFF	DEF	TOT	AVG							
vs Northwest Mo. St.	11/01/2019		14:34	3-4	.750	2-3	.667	0-0	.000	0	0	0	0.0	2	2	2	0	0	8	8.0
vs Missouri Western	11/02/2019		10:35	2-3	.667	1-2	.500	0-0	.000	2	1	3	1.5	0	0	1	0	0	5	6.5
Felician	11/08/2019		14:47	2-4	.500	0-2	.000	0-0	.000	0	4	4	2.3	1	2	1	0	0	4	5.7
Nyack	11/09/2019		05:06	0-1	.000	0-1	.000	0-0	.000	0	0	0	1.8	0	0	0	0	0	0	4.3
Mercyhurst	11/14/2019		01:08	0-0	.000	0-0	.000	0-0	.000	0	0	0	1.4	0	0	0	0	0	0	3.4
West Liberty	11/16/2019		02:43	2-2	1.000	0-0	.000	0-0	.000	0	0	0	1.2	1	0	0	0	0	4	3.5
Le Moyne	11/19/2019		06:47	1-1	1.000	0-0	.000	0-0	.000	0	1	1	1.1	0	0	0	0	0	2	3.3
Wilmington (DE)	11/23/2019		03:06	0-0	.000	0-0	.000	0-0	.000	0	1	1	1.1	1	0	0	0	1	0	2.9
at USciences	11/30/2019		06:36	2-4	.500	2-3	.667	0-0	.000	0	0	0	1.0	2	0	0	0	0	6	3.2
Salem (WV)	12/04/2019		04:52	0-1	.000	0-0	.000	0-0	.000	1	2	3	1.2	0	0	2	1	0	0	2.9
Roberts Wesleyan	12/07/2019		01:48	0-1	.000	0-0	.000	0-0	.000	0	0	0	1.1	0	0	0	0	0	0	2.6
Totals		0	72:02	12-21	.571	5-11	.455	0-0	.000	3	9	12	1.1	7	4	6	1	1	29	2.6

Player Averages

Games Played	Minutes/game	Points/game	FG Pct	3FG Pct	FT Pct	Rebounds/game	Assists/game	Turnovers/game	Assist/Turnover ratio	Steals/game	Blocks/game
11	6.5	2.6	57.1	45.5	0.0	1.1	0.4	0.5	0.7	0.1	0.1



**2019-20 Daemen Men's Basketball
Individual Game-by-Game
Specific games**

#12 HARRIS, Kyle

Opponent	Date	GS	MIN	Total		3-Pointers		Free throws		Rebounds				PF	A	T/O	BLK	STL	PTS	AVG
				FG-FGA	PCT	3FG-3FGA	PCT	FT-FTA	PCT	OFF	DEF	TOT	AVG							
vs Northwest Mo. St.	11/01/2019		21:42	1-4	.250	1-4	.250	2-2	1.000	0	2	2	2.0	4	2	0	0	1	5	5.0
vs Missouri Western	11/02/2019		19:17	5-9	.556	1-4	.250	0-0	.000	1	1	2	2.0	5	0	2	0	0	11	8.0
Felician	11/08/2019		15:30	4-4	1.000	2-2	1.000	0-0	.000	0	2	2	2.0	1	0	2	0	0	10	8.7
Nyack	11/09/2019		08:05	0-1	.000	0-0	.000	0-0	.000	0	0	0	1.5	0	1	2	0	0	0	6.5
Mercyhurst	11/14/2019		23:39	5-5	1.000	1-1	1.000	0-0	.000	1	2	3	1.8	2	1	2	0	0	11	7.4
West Liberty	11/16/2019	*	29:55	3-6	.500	3-5	.600	2-2	1.000	0	4	4	2.2	2	0	5	0	0	11	8.0
Le Moyne	11/19/2019	*	29:48	3-5	.600	1-3	.333	0-0	.000	2	1	3	2.3	2	4	1	1	0	7	7.9
Wilmington (DE)	11/23/2019		19:43	1-3	.333	1-2	.500	0-0	.000	2	2	4	2.5	2	3	0	0	0	3	7.3
at USciences	11/30/2019	*	19:20	2-6	.333	1-4	.250	2-2	1.000	1	0	1	2.3	4	2	0	1	0	7	7.2
Salem (WV)	12/04/2019	*	27:54	5-8	.625	4-6	.667	0-0	.000	0	7	7	2.8	1	1	1	0	0	14	7.9
Roberts Wesleyan	12/07/2019	*	22:31	1-3	.333	0-1	.000	2-2	1.000	0	3	3	2.8	3	1	2	0	0	4	7.5
Totals		5	237:24	30-54	.556	15-32	.469	8-8	1.000	7	24	31	2.8	26	15	17	2	1	83	7.5

Player Averages

Games Played	Minutes/game	Points/game	FG Pct	3FG Pct	FT Pct	Rebounds/game	Assists/game	Turnovers/game	Assist/Turnover ratio	Steals/game	Blocks/game
11	21.6	7.5	55.6	46.9	100.0	2.8	1.4	1.5	0.9	0.1	0.2



**2019-20 Daemen Men's Basketball
Individual Game-by-Game
Specific games**

#14 HINES, Da'shawn

Opponent	Date	GS	MIN	Total		3-Pointers		Free throws		Rebounds				PF	A	T/O	BLK	STL	PTS	AVG
				FG-FGA	PCT	3FG-3FGA	PCT	FT-FTA	PCT	OFF	DEF	TOT	AVG							
West Liberty	11/16/2019		00:37	0-0	.000	0-0	.000	0-0	.000	0	0	0	0.0	0	0	0	0	0	0	0.0
at USciences	11/30/2019		01:13	0-0	.000	0-0	.000	0-0	.000	0	0	0	0.0	0	0	0	0	0	0	0.0
Salem (WV)	12/04/2019		00:50	1-1	1.000	0-0	.000	0-0	.000	0	0	0	0.0	0	0	0	0	0	2	0.7
Roberts Wesleyan	12/07/2019		00:54	1-1	1.000	1-1	1.000	0-0	.000	0	0	0	0.0	0	0	0	0	0	3	1.3
Totals		0	03:34	2-2	1.000	1-1	1.000	0-0	.000	0	0	0	0.0	0	0	0	0	0	5	1.3

Player Averages

Games Played	Minutes/ game	Points/ game	FG Pct	3FG Pct	FT Pct	Rebounds/ game	Assists/ game	Turnovers/ game	Assist/Turnover ratio	Steals/ game	Blocks/ game
4	0.9	1.3	100.0	100.0	0.0	0.0	0.0	0.0	0.0	0.0	0.0



**2019-20 Daemen Men's Basketball
Individual Game-by-Game
Specific games**

#15 SLACK, Keith

Opponent	Date	GS	MIN	Total		3-Pointers		Free throws		Rebounds				PF	A	T/O	BLK	STL	PTS	AVG
				FG-FGA	PCT	3FG-3FGA	PCT	FT-FTA	PCT	OFF	DEF	TOT	AVG							
vs Northwest Mo. St.	11/01/2019		14:24	1-2	.500	1-2	.500	0-0	.000	0	1	1	1.0	0	0	0	0	0	3	3.0
vs Missouri Western	11/02/2019	*	23:19	4-9	.444	3-7	.429	0-0	.000	0	2	2	1.5	3	0	1	0	0	11	7.0
Felician	11/08/2019		11:45	2-3	.667	1-2	.500	0-0	.000	0	0	0	1.0	1	0	0	0	0	5	6.3
Nyack	11/09/2019		11:13	1-3	.333	0-2	.000	0-0	.000	0	2	2	1.3	1	2	1	0	0	2	5.3
West Liberty	11/16/2019		19:48	2-6	.333	2-5	.400	0-0	.000	0	2	2	1.4	1	3	3	0	1	6	5.4
Le Moyne	11/19/2019		16:22	2-8	.250	1-6	.167	2-2	1.000	1	1	2	1.5	0	2	0	0	0	7	5.7
Wilmington (DE)	11/23/2019		08:39	1-3	.333	1-2	.500	0-0	.000	1	0	1	1.4	0	1	0	0	1	3	5.3
at USciences	11/30/2019		16:25	4-8	.500	2-4	.500	0-0	.000	0	1	1	1.4	0	2	1	0	0	10	5.9
Salem (WV)	12/04/2019		16:24	1-4	.250	0-3	.000	0-0	.000	0	4	4	1.7	1	3	2	0	1	2	5.4
Roberts Wesleyan	12/07/2019		17:24	2-3	.667	1-2	.500	6-6	1.000	0	3	3	1.8	1	0	1	0	0	11	6.0
Totals		1	155:44	20-49	.408	12-35	.343	8-8	1.000	2	16	18	1.8	8	13	9	0	3	60	6.0

Player Averages

Games Played	Minutes/ game	Points/ game	FG Pct	3FG Pct	FT Pct	Rebounds/ game	Assists/ game	Turnovers/ game	Assist/Turnover ratio	Steals/ game	Blocks/ game
10	15.6	6.0	40.8	34.3	100.0	1.8	1.3	0.9	1.4	0.3	0.0



**2019-20 Daemen Men's Basketball
Individual Game-by-Game
Specific games**

#20 SALZBERG, Ryan

Opponent	Date	GS	MIN	Total		3-Pointers		Free throws		Rebounds				PF	A	T/O	BLK	STL	PTS	AVG
				FG-FGA	PCT	3FG-3FGA	PCT	FT-FTA	PCT	OFF	DEF	TOT	AVG							
Mercyhurst	11/14/2019		00:02	0-0	.000	0-0	.000	0-0	.000	0	0	0	0.0	0	0	0	0	0	0	0.0
West Liberty	11/16/2019		00:38	0-0	.000	0-0	.000	0-0	.000	0	0	0	0.0	0	0	0	0	0	0	0.0
Le Moyne	11/19/2019		03:06	1-1	1.000	0-0	.000	0-0	.000	0	0	0	0.0	0	0	0	0	2	2	0.7
at USciences	11/30/2019		03:16	0-0	.000	0-0	.000	0-0	.000	0	0	0	0.0	1	0	0	0	0	0	0.5
Salem (WV)	12/04/2019		04:01	1-2	.500	1-2	.500	0-0	.000	2	0	2	0.4	0	0	0	0	1	3	1.0
Roberts Wesleyan	12/07/2019		03:43	0-0	.000	0-0	.000	0-0	.000	0	0	0	0.3	1	0	0	0	0	0	0.8
Totals		0	14:45	2-3	.667	1-2	.500	0-0	.000	2	0	2	0.3	2	0	0	0	3	5	0.8

Player Averages

Games Played	Minutes/game	Points/game	FG Pct	3FG Pct	FT Pct	Rebounds/game	Assists/game	Turnovers/game	Assist/Turnover ratio	Steals/game	Blocks/game
6	2.5	0.8	66.7	50.0	0.0	0.3	0.0	0.0	0.0	0.5	0.0



**2019-20 Daemen Men's Basketball
Individual Game-by-Game
Specific games**

#22 SISCHO, Andrew

Opponent	Date	GS	MIN	Total		3-Pointers		Free throws		Rebounds				PF	A	T/O	BLK	STL	PTS	AVG
				FG-FGA	PCT	3FG-3FGA	PCT	FT-FTA	PCT	OFF	DEF	TOT	AVG							
vs Northwest Mo. St.	11/01/2019	*	37:58	8-14	.571	0-1	.000	8-13	.615	8	7	15	15.0	3	5	4	1	0	24	24.0
vs Missouri Western	11/02/2019	*	33:51	4-9	.444	0-0	.000	3-4	.750	1	11	12	13.5	4	3	8	1	1	11	17.5
Felician	11/08/2019	*	36:23	12-17	.706	1-1	1.000	6-11	.545	3	16	19	15.3	4	4	6	5	1	31	22.0
Nyack	11/09/2019	*	39:10	12-16	.750	0-1	.000	10-11	.909	6	11	17	15.8	3	0	2	4	0	34	25.0
Mercyhurst	11/14/2019	*	37:29	8-12	.667	0-0	.000	6-10	.600	7	4	11	14.8	4	1	3	0	0	22	24.4
West Liberty	11/16/2019	*	33:15	12-13	.923	1-1	1.000	4-6	.667	8	10	18	15.3	1	2	1	3	0	29	25.2
Le Moyne	11/19/2019	*	34:35	11-14	.786	1-2	.500	4-4	1.000	2	9	11	14.7	4	1	5	0	0	27	25.4
Wilmington (DE)	11/23/2019	*	35:21	9-16	.563	0-1	.000	6-11	.545	6	2	8	13.9	2	0	5	0	0	24	25.3
at USciences	11/30/2019	*	33:49	6-15	.400	0-0	.000	4-5	.800	12	8	20	14.6	3	1	4	1	4	16	24.2
Salem (WV)	12/04/2019	*	32:36	15-22	.682	1-2	.500	3-6	.500	5	7	12	14.3	1	1	4	0	0	34	25.2
Roberts Wesleyan	12/07/2019	*	30:59	12-17	.706	0-0	.000	3-3	1.000	3	8	11	14.0	4	1	2	1	1	27	25.4
Totals		11	385:25	109-165	.661	4-9	.444	57-84	.679	61	93	154	14.0	33	19	44	16	7	279	25.4

Player Averages

Games Played	Minutes/game	Points/game	FG Pct	3FG Pct	FT Pct	Rebounds/game	Assists/game	Turnovers/game	Assist/Turnover ratio	Steals/game	Blocks/game
11	35.0	25.4	66.1	44.4	67.9	14.0	1.7	4.0	0.4	0.6	1.5



**2019-20 Daemen Men's Basketball
Individual Game-by-Game
Specific games**

#23 WALLACE, Joey

Opponent	Date	GS	MIN	Total		3-Pointers		Free throws		Rebounds				PF	A	T/O	BLK	STL	PTS	AVG
				FG-FGA	PCT	3FG-3FGA	PCT	FT-FTA	PCT	OFF	DEF	TOT	AVG							
vs Northwest Mo. St.	11/01/2019	*	31:07	5-9	.556	2-5	.400	5-6	.833	0	3	3	3.0	4	1	3	0	1	17	17.0
vs Missouri Western	11/02/2019	*	34:24	2-4	.500	0-0	.000	4-4	1.000	3	3	6	4.5	3	3	5	0	1	8	12.5
Felician	11/08/2019	*	28:32	3-8	.375	1-5	.200	2-2	1.000	0	6	6	5.0	0	1	2	0	0	9	11.3
Nyack	11/09/2019	*	27:59	1-6	.167	0-1	.000	0-1	.000	2	3	5	5.0	2	1	2	0	0	2	9.0
Mercyhurst	11/14/2019	*	36:58	6-16	.375	2-8	.250	4-5	.800	3	2	5	5.0	2	3	2	0	2	18	10.8
West Liberty	11/16/2019	*	32:48	8-15	.533	1-5	.200	2-2	1.000	1	4	5	5.0	4	5	3	1	2	19	12.2
Le Moyne	11/19/2019	*	30:34	3-7	.429	0-1	.000	0-0	.000	1	4	5	5.0	3	3	3	0	1	6	11.3
Wilmington (DE)	11/23/2019	*	33:03	3-8	.375	1-4	.250	10-11	.909	2	6	8	5.4	3	2	4	0	1	17	12.0
at USciences	11/30/2019	*	21:20	3-10	.300	1-5	.200	0-0	.000	3	4	7	5.6	2	4	1	0	3	7	11.4
Salem (WV)	12/04/2019	*	23:34	2-7	.286	1-6	.167	0-0	.000	0	0	0	5.0	4	6	4	0	1	5	10.8
Roberts Wesleyan	12/07/2019	*	31:11	4-7	.571	1-2	.500	5-7	.714	3	6	9	5.4	3	7	1	0	0	14	11.1
Totals			11 331:30	40-97	.412	10-42	.238	32-38	.842	18	41	59	5.4	30	36	30	1	12	122	11.1

Player Averages

Games Played	Minutes/game	Points/game	FG Pct	3FG Pct	FT Pct	Rebounds/game	Assists/game	Turnovers/game	Assist/Turnover ratio	Steals/game	Blocks/game
11	30.1	11.1	41.2	23.8	84.2	5.4	3.3	2.7	1.2	1.1	0.1



2019-20 Daemen Men's Basketball
Individual Game-by-Game
Specific games

#24 BASDEN, Ziv

Opponent	Date	GS	MIN	Total		3-Pointers		Free throws		Rebounds				PF	A	T/O	BLK	STL	PTS	AVG
				FG-FGA	PCT	3FG-3FGA	PCT	FT-FTA	PCT	OFF	DEF	TOT	AVG							
vs Northwest Mo. St.	11/01/2019		01:07	0-0	.000	0-0	.000	0-0	.000	0	0	0	0.0	0	0	0	0	0	0	0.0
West Liberty	11/16/2019		00:33	0-0	.000	0-0	.000	0-0	.000	0	0	0	0.0	0	0	0	0	0	0	0.0
at USciences	11/30/2019		04:23	2-3	.667	0-0	.000	0-0	.000	1	0	1	0.3	0	0	0	0	0	4	1.3
Salem (WV)	12/04/2019		01:41	1-1	1.000	0-0	.000	0-0	.000	0	1	1	0.5	0	0	0	0	0	2	1.5
Roberts Wesleyan	12/07/2019		02:06	0-0	.000	0-0	.000	0-0	.000	0	0	0	0.4	1	1	0	1	0	0	1.2
Totals		0	09:50	3-4	.750	0-0	.000	0-0	.000	1	1	2	0.4	1	1	0	1	0	6	1.2

Player Averages

Games Played	Minutes/game	Points/game	FG Pct	3FG Pct	FT Pct	Rebounds/game	Assists/game	Turnovers/game	Assist/Turnover ratio	Steals/game	Blocks/game
5	2.0	1.2	75.0	0.0	0.0	0.4	0.2	0.0	0.0	0.0	0.2



**2019-20 Daemen Men's Basketball
Individual Game-by-Game
Specific games**

#25 BRADLEY, Ryan

Opponent	Date	GS	MIN	Total		3-Pointers		Free throws		Rebounds				PF	A	T/O	BLK	STL	PTS	AVG
				FG-FGA	PCT	3FG-3FGA	PCT	FT-FTA	PCT	OFF	DEF	TOT	AVG							
Mercyhurst	11/14/2019		11:23	1-2	.500	0-0	.000	0-0	.000	1	1	2	2.0	2	0	1	0	0	2	2.0
West Liberty	11/16/2019		12:36	1-2	.500	0-0	.000	0-0	.000	0	2	2	2.0	3	1	1	2	0	2	2.0
Le Moyne	11/19/2019		17:45	3-5	.600	0-0	.000	3-3	1.000	3	2	5	3.0	2	2	1	0	1	9	4.3
Wilmington (DE)	11/23/2019		09:02	3-5	.600	0-1	.000	0-0	.000	1	2	3	3.0	1	1	3	1	1	6	4.8
at USciences	11/30/2019		14:35	1-4	.250	0-2	.000	0-0	.000	2	3	5	3.4	0	0	0	1	0	2	4.2
Salem (WV)	12/04/2019		11:18	2-6	.333	0-0	.000	0-0	.000	3	0	3	3.3	2	0	2	0	1	4	4.2
Roberts Wesleyan	12/07/2019		08:10	1-2	.500	0-0	.000	0-1	.000	0	1	1	3.0	3	2	0	0	1	2	3.9
Totals		0	84:50	12-26	.462	0-3	.000	3-4	.750	10	11	21	3.0	13	6	8	4	4	27	3.9

Player Averages

Games Played	Minutes/ game	Points/ game	FG Pct	3FG Pct	FT Pct	Rebounds/ game	Assists/ game	Turnovers/ game	Assist/Turnover ratio	Steals/ game	Blocks/ game
7	12.1	3.9	46.2	0.0	75.0	3.0	0.9	1.1	0.8	0.6	0.6



**2019-20 Daemen Men's Basketball
Individual Game-by-Game
Specific games**

#34 LUKE, Chris

Opponent	Date	GS	MIN	Total		3-Pointers		Free throws		Rebounds										
				FG-FGA	PCT	3FG-3FGA	PCT	FT-FTA	PCT	OFF	DEF	TOT	AVG	PF	A	T/O	BLK	STL	PTS	AVG
vs Northwest Mo. St.	11/01/2019		00:55	0-0	.000	0-0	.000	0-0	.000	0	0	0	0.0	0	0	0	0	0	0	0.0
vs Missouri Western	11/02/2019		01:11	0-0	.000	0-0	.000	0-0	.000	0	0	0	0.0	0	0	0	0	0	0	0.0
Felician	11/08/2019		01:40	0-0	.000	0-0	.000	0-0	.000	0	1	1	0.3	0	0	0	0	0	0	0.0
Nyack	11/09/2019		00:50	0-0	.000	0-0	.000	0-0	.000	0	1	1	0.5	2	0	0	0	0	0	0.0
Mercyhurst	11/14/2019		00:02	0-0	.000	0-0	.000	0-0	.000	0	0	0	0.4	0	0	0	0	0	0	0.0
West Liberty	11/16/2019		00:32	0-0	.000	0-0	.000	0-0	.000	0	0	0	0.3	1	0	1	0	0	0	0.0
at USciences	11/30/2019		01:55	0-0	.000	0-0	.000	0-0	.000	0	0	0	0.3	2	0	0	0	1	0	0.0
Salem (WV)	12/04/2019		00:50	0-0	.000	0-0	.000	0-0	.000	0	0	0	0.3	0	0	0	0	0	0	0.0
Roberts Wesleyan	12/07/2019		05:00	2-2	1.000	0-0	.000	0-0	.000	1	2	3	0.6	0	0	0	0	0	4	0.4
Totals		0	12:54	2-2	1.000	0-0	.000	0-0	.000	1	4	5	0.6	5	0	1	0	1	4	0.4

Player Averages

Games Played	Minutes/game	Points/game	FG Pct	3FG Pct	FT Pct	Rebounds/game	Assists/game	Turnovers/game	Assist/Turnover ratio	Steals/game	Blocks/game
9	1.4	0.4	100.0	0.0	0.0	0.6	0.0	0.1	0.0	0.1	0.0



**2019-20 Daemen Men's Basketball
Individual Game-by-Game
Specific games**

#44 REDBAND, Jeff

Opponent	Date	GS	MIN	Total		3-Pointers		Free throws		Rebounds				PF	A	T/O	BLK	STL	PTS	AVG
				FG-FGA	PCT	3FG-3FGA	PCT	FT-FTA	PCT	OFF	DEF	TOT	AVG							
vs Northwest Mo. St.	11/01/2019	*	28:49	2-3	.667	1-1	1.000	1-2	.500	0	1	1	1.0	0	0	2	0	1	6	6.0
vs Missouri Western	11/02/2019	*	35:47	4-8	.500	4-6	.667	3-4	.750	1	2	3	2.0	3	4	1	0	3	15	10.5
Felician	11/08/2019	*	24:16	2-3	.667	1-2	.500	2-2	1.000	1	1	2	2.0	4	2	2	1	1	7	9.3
Nyack	11/09/2019	*	34:54	6-10	.600	6-9	.667	4-4	1.000	1	2	3	2.3	2	2	4	2	1	22	12.5
Mercyhurst	11/14/2019	*	33:18	0-7	.000	0-7	.000	0-0	.000	0	3	3	2.4	1	0	2	0	1	0	10.0
West Liberty	11/16/2019	*	30:20	3-7	.429	2-5	.400	2-2	1.000	2	5	7	3.2	3	3	3	1	1	10	10.0
Le Moyne	11/19/2019	*	22:55	4-13	.308	3-10	.300	2-2	1.000	0	4	4	3.3	1	1	0	1	1	13	10.4
Wilmington (DE)	11/23/2019	*	32:31	3-6	.500	3-6	.500	0-0	.000	0	6	6	3.6	0	0	0	2	0	9	10.3
at USciences	11/30/2019	*	33:34	9-15	.600	7-12	.583	0-0	.000	2	6	8	4.1	3	2	1	2	1	25	11.9
Salem (WV)	12/04/2019	*	30:53	2-6	.333	2-6	.333	0-0	.000	1	6	7	4.4	0	4	0	2	2	6	11.3
Roberts Wesleyan	12/07/2019	*	29:50	3-12	.250	2-10	.200	2-2	1.000	1	2	3	4.3	3	1	3	1	0	10	11.2
Totals			11 337:07	38-90	.422	31-74	.419	16-18	.889	9	38	47	4.3	20	19	18	12	12	123	11.2

Player Averages

Games Played	Minutes/ game	Points/ game	FG Pct	3FG Pct	FT Pct	Rebounds/ game	Assists/ game	Turnovers/ game	Assist/Turnover ratio	Steals/ game	Blocks/ game
11	30.6	11.2	42.2	41.9	88.9	4.3	1.7	1.6	1.1	1.1	1.1



**2019-20 Daemen Men's Basketball
Team Game-by-Game
Specific games**

Opponent	Date	Score	Total		3-Pointers		Free throws		Rebounds										
			FG-FGA	PCT	3FG-FGA	PCT	FT-FTA	PCT	OFF	DEF	TOT	AVG	PF	A	TO	BLK	STL	PTS	AVG
vs Northwest Mo. St.	11/01/2019	65-85 L	21-45	.467	7-23	.304	16-23	.696	8	18	26	26.0	18	12	16	1	3	65	65.0
vs Missouri Western	11/02/2019	68-64 W	23-50	.460	10-23	.435	12-14	.857	10	23	33	29.5	20	11	23	1	5	68	66.5
Felician	11/08/2019	95-80 W	37-64	.578	9-23	.391	12-19	.632	7	40	47	35.3	15	18	18	6	6	95	76.0
Nyack	11/09/2019	80-74 W	27-61	.443	11-28	.393	15-18	.833	12	33	45	37.8	17	15	16	7	2	80	77.0
Mercyhurst	11/14/2019	67-65 W	23-50	.460	5-21	.238	16-23	.696	13	16	29	36.0	15	7	17	0	5	67	75.0
West Liberty	11/16/2019	98-83 W	36-66	.545	12-29	.414	14-19	.737	13	33	46	37.7	19	18	25	7	9	98	78.8
Le Moyne	11/19/2019	89-79 W	34-71	.479	10-31	.323	11-11	1.000	12	26	38	37.7	15	15	11	2	7	89	80.3
Wilmington (DE)	11/23/2019	83-81 W	27-64	.422	10-27	.370	19-26	.731	14	27	41	38.1	13	14	14	3	8	83	80.6
at USciences	11/30/2019	83-57 W	31-74	.419	14-35	.400	7-11	.636	21	24	45	38.9	19	17	9	5	11	83	80.9
Salem (WV)	12/04/2019	89-59 W	37-73	.507	12-33	.364	3-7	.429	16	32	48	39.8	11	24	20	5	10	89	81.7
Roberts Wesleyan	12/07/2019	96-70 W	34-62	.548	8-23	.348	20-23	.870	9	28	37	39.5	20	13	10	4	6	96	83.0
Total		913	330-680	.485	108-296	.365	145-194	.747	135	300	435	39.5	182	164	179	41	72	913	83.0
Opponents		797	287-667	.430	102-293	.348	121-167	.725	96	243	339	30.8	206	125	171	27	90	797	72.5

Daemen Averages

Games Played	Points/game	FG Pct	3FG Pct	FT Pct	Rebounds/game	Assists/game	Turnovers/game	Assist/Turnover ratio	Steals/game	Blocks/game
11	83.0	48.5	36.5	74.7	39.5	14.9	16.3	0.9	6.5	3.7



**2019-20 Daemen Men's Basketball
Team High/Low Analysis
Specific games**

Daemen - Game Highs

POINTS	98		West Liberty (11/16/2019)
	96		Roberts Wesleyan (12/07/2019)
	95		Felician (11/08/2019)
	89		Salem (WV) (12/04/2019)
	89		Le Moyne (11/19/2019)
FIELD GOALS MADE	37		Salem (WV) (12/04/2019)
	37		Felician (11/08/2019)
FIELD GOAL ATTEMPTS	74		at USciences (11/30/2019)
	73		Salem (WV) (12/04/2019)
FIELD GOAL PERCENTAGE	.578	(37-64)	Felician (11/08/2019)
	.548	(34-62)	Roberts Wesleyan (12/07/2019)
3 PT FG MADE	14		at USciences (11/30/2019)
	12		Salem (WV) (12/04/2019)
	12		West Liberty (11/16/2019)
3 PT FG ATTEMPTS	35		at USciences (11/30/2019)
	33		Salem (WV) (12/04/2019)
3 PT FG PERCENTAGE	.435	(10-23)	vs Missouri Western (N) (11/02/2019)
	.414	(12-29)	West Liberty (11/16/2019)
FREE THROWS MADE	20		Roberts Wesleyan (12/07/2019)
	19		Wilmington (DE) (11/23/2019)
FREE THROW ATTEMPTS	26		Wilmington (DE) (11/23/2019)
	23		Roberts Wesleyan (12/07/2019)
	23		Mercyhurst (11/14/2019)
	23		vs Northwest Mo. St. (N) (11/01/2019)
FREE THROW PERCENTAGE	1.000	(11-11)	Le Moyne (11/19/2019)
	.870	(20-23)	Roberts Wesleyan (12/07/2019)
REBOUNDS	48		Salem (WV) (12/04/2019)
	47		Felician (11/08/2019)
ASSISTS	24		Salem (WV) (12/04/2019)
	18		West Liberty (11/16/2019)
	18		Felician (11/08/2019)
STEALS	11		at USciences (11/30/2019)
	10		Salem (WV) (12/04/2019)
BLOCKED SHOTS	7		West Liberty (11/16/2019)
	7		Nyack (11/09/2019)
TURNOVERS	25		West Liberty (11/16/2019)
	23		vs Missouri Western (N) (11/02/2019)
FOULS	20		Roberts Wesleyan (12/07/2019)
	20		vs Missouri Western (N) (11/02/2019)



**2019-20 Daemen Men's Basketball
Team High/Low Analysis
Specific games**

Opponent - Game Highs

POINTS	85	vs Northwest Mo. St. (N) (11/01/2019)
	83	West Liberty (11/16/2019)
	81	Wilmington (DE) (11/23/2019)
	80	Felician (11/08/2019)
	79	Le Moyne (11/19/2019)
FIELD GOALS MADE	32	Wilmington (DE) (11/23/2019)
	31	West Liberty (11/16/2019)
FIELD GOAL ATTEMPTS	84	Felician (11/08/2019)
	76	West Liberty (11/16/2019)
FIELD GOAL PERCENTAGE	.566 (30-53)	vs Northwest Mo. St. (N) (11/01/2019)
	.511 (24-47)	Mercyhurst (11/14/2019)
3 PT FG MADE	16	Le Moyne (11/19/2019)
	15	Wilmington (DE) (11/23/2019)
3 PT FG ATTEMPTS	34	Felician (11/08/2019)
	33	Le Moyne (11/19/2019)
3 PT FG PERCENTAGE	.536 (15-28)	Wilmington (DE) (11/23/2019)
	.485 (16-33)	Le Moyne (11/19/2019)
FREE THROWS MADE	15	Roberts Wesleyan (12/07/2019)
	14	vs Missouri Western (N) (11/02/2019)
	14	vs Northwest Mo. St. (N) (11/01/2019)
FREE THROW ATTEMPTS	24	Roberts Wesleyan (12/07/2019)
	19	West Liberty (11/16/2019)
FREE THROW PERCENTAGE	.933 (14-15)	vs Northwest Mo. St. (N) (11/01/2019)
	.929 (13-14)	Felician (11/08/2019)
REBOUNDS	40	Felician (11/08/2019)
	36	Wilmington (DE) (11/23/2019)
ASSISTS	16	Wilmington (DE) (11/23/2019)
	16	vs Northwest Mo. St. (N) (11/01/2019)
STEALS	13	West Liberty (11/16/2019)
	12	Nyack (11/09/2019)
BLOCKED SHOTS	4	Wilmington (DE) (11/23/2019)
	4	vs Missouri Western (N) (11/02/2019)
TURNOVERS	23	Salem (WV) (12/04/2019)
	19	at USciences (11/30/2019)
	19	West Liberty (11/16/2019)
	19	Mercyhurst (11/14/2019)
	19	vs Missouri Western (N) (11/02/2019)
FOULS	23	West Liberty (11/16/2019)
	23	vs Missouri Western (N) (11/02/2019)



**2019-20 Daemen Men's Basketball
Team High/Low Analysis
Specific games**

Daemen - Game Lows

POINTS	65	vs Northwest Mo. St. (N) (11/01/2019)
	67	Mercyhurst (11/14/2019)
	68	vs Missouri Western (N) (11/02/2019)
	80	Nyack (11/09/2019)
	83	at USciences (11/30/2019)
	83	Wilmington (DE) (11/23/2019)
FIELD GOALS MADE	21	vs Northwest Mo. St. (N) (11/01/2019)
	23	Mercyhurst (11/14/2019)
	23	vs Missouri Western (N) (11/02/2019)
FIELD GOAL ATTEMPTS	45	vs Northwest Mo. St. (N) (11/01/2019)
	50	Mercyhurst (11/14/2019)
	50	vs Missouri Western (N) (11/02/2019)
FIELD GOAL PERCENTAGE	.419 (31-74)	at USciences (11/30/2019)
	.422 (27-64)	Wilmington (DE) (11/23/2019)
3 PT FG MADE	5	Mercyhurst (11/14/2019)
	7	vs Northwest Mo. St. (N) (11/01/2019)
3 PT FG ATTEMPTS	21	Mercyhurst (11/14/2019)
	23	Roberts Wesleyan (12/07/2019)
	23	Felician (11/08/2019)
	23	vs Missouri Western (N) (11/02/2019)
	23	vs Northwest Mo. St. (N) (11/01/2019)
3 PT FG PERCENTAGE	.238 (5-21)	Mercyhurst (11/14/2019)
	.304 (7-23)	vs Northwest Mo. St. (N) (11/01/2019)
FREE THROWS MADE	3	Salem (WV) (12/04/2019)
	7	at USciences (11/30/2019)
FREE THROW ATTEMPTS	7	Salem (WV) (12/04/2019)
	11	at USciences (11/30/2019)
	11	Le Moyne (11/19/2019)
FREE THROW PERCENTAGE	.429 (3-7)	Salem (WV) (12/04/2019)
	.632 (12-19)	Felician (11/08/2019)
REBOUNDS	26	vs Northwest Mo. St. (N) (11/01/2019)
	29	Mercyhurst (11/14/2019)
ASSISTS	7	Mercyhurst (11/14/2019)
	11	vs Missouri Western (N) (11/02/2019)
STEALS	2	Nyack (11/09/2019)
	3	vs Northwest Mo. St. (N) (11/01/2019)
BLOCKED SHOTS	0	Mercyhurst (11/14/2019)
	1	vs Missouri Western (N) (11/02/2019)
	1	vs Northwest Mo. St. (N) (11/01/2019)
TURNOVERS	9	at USciences (11/30/2019)
	10	Roberts Wesleyan (12/07/2019)
FOULS	11	Salem (WV) (12/04/2019)
	13	Wilmington (DE) (11/23/2019)



**2019-20 Daemen Men's Basketball
Team High/Low Analysis
Specific games**

Opponent - Game Lows

POINTS	57		at USciences (11/30/2019)
	59		Salem (WV) (12/04/2019)
	64		vs Missouri Western (N) (11/02/2019)
	65		Mercyhurst (11/14/2019)
	70		Roberts Wesleyan (12/07/2019)
FIELD GOALS MADE	19		at USciences (11/30/2019)
	22		vs Missouri Western (N) (11/02/2019)
FIELD GOAL ATTEMPTS	47		Mercyhurst (11/14/2019)
	50		at USciences (11/30/2019)
FIELD GOAL PERCENTAGE	.345	(29-84)	Felician (11/08/2019)
	.380	(19-50)	at USciences (11/30/2019)
3 PT FG MADE	6		at USciences (11/30/2019)
	6		Mercyhurst (11/14/2019)
	6		vs Missouri Western (N) (11/02/2019)
3 PT FG ATTEMPTS	19		at USciences (11/30/2019)
	20		Mercyhurst (11/14/2019)
3 PT FG PERCENTAGE	.214	(6-28)	vs Missouri Western (N) (11/02/2019)
	.265	(9-34)	Felician (11/08/2019)
FREE THROWS MADE	2		Salem (WV) (12/04/2019)
	2		Wilmington (DE) (11/23/2019)
FREE THROW ATTEMPTS	7		Salem (WV) (12/04/2019)
	7		Wilmington (DE) (11/23/2019)
FREE THROW PERCENTAGE	.286	(2-7)	Salem (WV) (12/04/2019)
	.286	(2-7)	Wilmington (DE) (11/23/2019)
REBOUNDS	25		Mercyhurst (11/14/2019)
	25		vs Northwest Mo. St. (N) (11/01/2019)
ASSISTS	5		vs Missouri Western (N) (11/02/2019)
	7		Roberts Wesleyan (12/07/2019)
STEALS	3		Roberts Wesleyan (12/07/2019)
	4		Le Moyne (11/19/2019)
BLOCKED SHOTS	0		Mercyhurst (11/14/2019)
	1		Felician (11/08/2019)
	1		vs Northwest Mo. St. (N) (11/01/2019)
TURNOVERS	7		vs Northwest Mo. St. (N) (11/01/2019)
	9		Nyack (11/09/2019)
FOULS	13		at USciences (11/30/2019)
	14		Salem (WV) (12/04/2019)



**2019-20 Daemen Men's Basketball
Player Highs Analysis
Specific games**

Daemen - Individual Game Highs

POINTS	34		Andrew Sischo vs Salem (WV) (12/04/2019)
	34		Andrew Sischo vs Nyack (11/09/2019)
	31		Andrew Sischo vs Felician (11/08/2019)
	29		Andrew Sischo vs West Liberty (11/16/2019)
	27		Andrew Sischo vs Roberts Wesleyan (12/07/2019)
	27		Andrew Sischo vs Le Moyne (11/19/2019)
FIELD GOALS MADE	15		Andrew Sischo vs Salem (WV) (12/04/2019)
	12		Andrew Sischo vs Roberts Wesleyan (12/07/2019)
	12		Andrew Sischo vs West Liberty (11/16/2019)
	12		Andrew Sischo vs Nyack (11/09/2019)
	12		Andrew Sischo vs Felician (11/08/2019)
FIELD GOAL ATTEMPTS	22		Andrew Sischo vs Salem (WV) (12/04/2019)
	17		Andrew Sischo vs Roberts Wesleyan (12/07/2019)
	17		Breon Harris vs Wilmington (DE) (11/23/2019)
	17		Andrew Sischo vs Felician (11/08/2019)
FIELD GOAL PERCENTAGE (min 5 made)	1.000	(5-5)	Kyle Harris vs Mercyhurst (11/14/2019)
	.923	(12-13)	Andrew Sischo vs West Liberty (11/16/2019)
3 PT FG MADE	7		Jeff Redband at USciences (11/30/2019)
	6		Jeff Redband vs Nyack (11/09/2019)
3 PT FG ATTEMPTS	12		Jeff Redband at USciences (11/30/2019)
	10		Jeff Redband vs Roberts Wesleyan (12/07/2019)
	10		Jeff Redband vs Le Moyne (11/19/2019)
3 PT FG PERCENTAGE (min 2 made)	1.000	(2-2)	Jay Sarkis vs Mercyhurst (11/14/2019)
	1.000	(2-2)	Kyle Harris vs Felician (11/08/2019)
FREE THROWS MADE	10		Joey Wallace vs Wilmington (DE) (11/23/2019)
	10		Andrew Sischo vs Nyack (11/09/2019)
FREE THROW ATTEMPTS	13		Andrew Sischo vs Northwest Mo. St. (N) (11/01/2019)
	11		Andrew Sischo vs Wilmington (DE) (11/23/2019)
	11		Joey Wallace vs Wilmington (DE) (11/23/2019)
	11		Andrew Sischo vs Nyack (11/09/2019)
	11		Andrew Sischo vs Felician (11/08/2019)
FREE THROW PERCENTAGE (min 3 made)	1.000	(6-6)	Keith Slack vs Roberts Wesleyan (12/07/2019)
	1.000	(4-4)	Andrew Sischo vs Le Moyne (11/19/2019)
	1.000	(4-4)	Jeff Redband vs Nyack (11/09/2019)
	1.000	(4-4)	Joey Wallace vs Missouri Western (N) (11/02/2019)
	1.000	(3-3)	Andrew Sischo vs Roberts Wesleyan (12/07/2019)
	1.000	(3-3)	Ryan Bradley vs Le Moyne (11/19/2019)
REBOUNDS	20		Andrew Sischo at USciences (11/30/2019)
	19		Andrew Sischo vs Felician (11/08/2019)
ASSISTS	8		Jay Sarkis vs Salem (WV) (12/04/2019)
	7		Joey Wallace vs Roberts Wesleyan (12/07/2019)
	7		Breon Harris vs Nyack (11/09/2019)
STEALS	4		Andrew Sischo at USciences (11/30/2019)
	4		Breon Harris vs West Liberty (11/16/2019)
BLOCKED SHOTS	5		Andrew Sischo vs Felician (11/08/2019)
	4		Andrew Sischo vs Nyack (11/09/2019)
TURNOVERS	8		Andrew Sischo vs Missouri Western (N) (11/02/2019)
	6		Breon Harris vs West Liberty (11/16/2019)
	6		Andrew Sischo vs Felician (11/08/2019)
FOULS	5		Kyle Harris vs Missouri Western (N) (11/02/2019)
	5		Breon Harris vs Northwest Mo. St. (N) (11/01/2019)



**2019-20 Daemen Men's Basketball
Player Highs Analysis
Specific games**

Opponent - Individual Game Highs

POINTS	24		Jermaine Head vs Wilmington (DE) (11/23/2019)
	24		Ryan Hawkins vs Northwest Mo. St. (N) (11/01/2019)
	24		Trevor Hudgins vs Northwest Mo. St. (N) (11/01/2019)
	22		Tyrell Carroll vs Missouri Western (N) (11/02/2019)
	20		Ryan Roland vs Le Moyne (11/19/2019)
	20		Jay'von Jackson vs Felician (11/08/2019)
FIELD GOALS MADE	10		Jermaine Head vs Wilmington (DE) (11/23/2019)
	9		Ryan Hawkins vs Northwest Mo. St. (N) (11/01/2019)
	9		Diego Bernard vs Northwest Mo. St. (N) (11/01/2019)
FIELD GOAL ATTEMPTS	19		Jermaine Head vs Wilmington (DE) (11/23/2019)
	17		Will Yoakum vs West Liberty (11/16/2019)
	17		Jay'von Jackson vs Felician (11/08/2019)
FIELD GOAL PERCENTAGE (min 5 made)	.818	(9-11)	Diego Bernard vs Northwest Mo. St. (N) (11/01/2019)
	.692	(9-13)	Ryan Hawkins vs Northwest Mo. St. (N) (11/01/2019)
3 PT FG MADE	6		Ryan Roland vs Le Moyne (11/19/2019)
	6		Ryan Hawkins vs Northwest Mo. St. (N) (11/01/2019)
3 PT FG ATTEMPTS	13		Jay'von Jackson vs Felician (11/08/2019)
	11		Lonnie Rivera vs Le Moyne (11/19/2019)
3 PT FG PERCENTAGE (min 2 made)	1.000	(2-2)	Preston Boswell vs West Liberty (11/16/2019)
	.800	(4-5)	Danny Walsh vs Wilmington (DE) (11/23/2019)
FREE THROWS MADE	10		Trevor Hudgins vs Northwest Mo. St. (N) (11/01/2019)
	7		Jay'von Jackson vs Felician (11/08/2019)
FREE THROW ATTEMPTS	12		Amari Lee vs Roberts Wesleyan (12/07/2019)
	10		Trevor Hudgins vs Northwest Mo. St. (N) (11/01/2019)
FREE THROW PERCENTAGE (min 3 made)	1.000	(10-10)	Trevor Hudgins vs Northwest Mo. St. (N) (11/01/2019)
	1.000	(6-6)	Curtis Thompson vs Nyack (11/09/2019)
	1.000	(6-6)	Will Eames vs Missouri Western (N) (11/02/2019)
	1.000	(4-4)	Malik Mckinney vs West Liberty (11/16/2019)
	1.000	(4-4)	MiyKah McIntosh vs Mercyhurst (11/14/2019)
	1.000	(3-3)	Brandon Starr at USciences (11/30/2019)
	1.000	(3-3)	Trystan Pratapas vs Mercyhurst (11/14/2019)
REBOUNDS	9		Dee-End McRae vs Felician (11/08/2019)
	8		Connor Murphy at USciences (11/30/2019)
	8		Lonnie Rivera vs Le Moyne (11/19/2019)
	8		Jay'von Jackson vs Felician (11/08/2019)
ASSISTS	7		Tom Brown vs Le Moyne (11/19/2019)
	7		Trevor Hudgins vs Northwest Mo. St. (N) (11/01/2019)
STEALS	4		Jermaine Head vs Wilmington (DE) (11/23/2019)
	4		Preston Boswell vs West Liberty (11/16/2019)
	4		Junior Graham vs Nyack (11/09/2019)
BLOCKED SHOTS	2		Scott McGann vs Salem (WV) (12/04/2019)
	2		Connor Murphy at USciences (11/30/2019)
	2		Lonnie Rivera vs Le Moyne (11/19/2019)
	2		Marlon Moore, Jr. vs West Liberty (11/16/2019)
	2		Junior Graham vs Nyack (11/09/2019)
TURNOVERS	6		Tyrell Carroll vs Missouri Western (N) (11/02/2019)
	5		Jordan Forbes vs Salem (WV) (12/04/2019)
	5		Marko Tutunovic vs Salem (WV) (12/04/2019)
	5		Preston Boswell vs West Liberty (11/16/2019)
FOULS	5		Demani Smith vs Roberts Wesleyan (12/07/2019)
	5		Jay'von Jackson vs Felician (11/08/2019)
	5		Jaron Thames vs Missouri Western (N) (11/02/2019)
	5		Will Eames vs Missouri Western (N) (11/02/2019)



**2019-20 Daemen Men's Basketball
Team Overall Conference
Specific games**

Summary

Player	Overall Statistics											Conference Statistics									
	GP-GS	MIN/G	FG%	3FG%	FT%	R/G	A/G	STL	BLK	PTS/G	GP-GS	MIN/G	FG%	3FG%	FT%	R/G	A/G	STL	BLK	PTS/G	
SISCHO, Andrew	11-11	35.0	.661	.444	.679	14.0	1.7	7	16	25.4	1-1	31.0	.706	.000	1.000	11.0	1.0	1	1	27.0	
HARRIS, Breon	7-7	26.9	.372	.395	.632	4.4	3.0	13	0	12.1	0-0	0.0	.000	.000	.000	0.0	0.0	0	0	0.0	
REDBAND, Jeff	11-11	30.6	.422	.419	.889	4.3	1.7	12	12	11.2	1-1	29.8	.250	.200	1.000	3.0	1.0	0	1	10.0	
WALLACE, Joey	11-11	30.1	.412	.238	.842	5.4	3.3	12	1	11.1	1-1	31.2	.571	.500	.714	9.0	7.0	0	0	14.0	
HARRIS, Kyle	11-5	21.6	.556	.469	1.000	2.8	1.4	1	2	7.5	1-1	22.5	.333	.000	1.000	3.0	1.0	0	0	4.0	
SARKIS, Jay	9-9	32.6	.365	.316	.643	1.7	2.9	12	0	7.4	1-1	35.5	.625	.400	1.000	1.0	0.0	3	0	14.0	
SLACK, Keith	10-1	15.6	.408	.343	1.000	1.8	1.3	3	0	6.0	1-0	17.4	.667	.500	1.000	3.0	0.0	0	0	11.0	
BRADLEY, Ryan	7-0	12.1	.462	.000	.750	3.0	0.9	4	4	3.9	1-0	8.2	.500	.000	.000	1.0	2.0	1	0	2.0	
WILLIAMS, Donte'	11-0	6.5	.571	.455	.000	1.1	0.4	1	1	2.6	1-0	1.8	.000	.000	.000	0.0	0.0	0	0	0.0	
HOLT, Tajmin	11-0	6.5	.308	.182	.000	0.5	0.4	3	4	1.6	1-0	10.3	.500	.500	.000	1.0	0.0	1	1	7.0	
HINES, Da'Shawn	4-0	0.9	1.000	1.000	.000	0.0	0.0	0	0	1.3	1-0	0.9	1.000	1.000	.000	0.0	0.0	0	0	3.0	
BASDEN, Ziv	5-0	2.0	.750	.000	.000	0.4	0.2	0	1	1.2	1-0	2.1	.000	.000	.000	0.0	1.0	0	1	0.0	
SALZBERG, Ryan	6-0	2.5	.667	.500	.000	0.3	0.0	3	0	0.8	1-0	3.7	.000	.000	.000	0.0	0.0	0	0	0.0	
LUKE, Chris	9-0	1.4	1.000	.000	.000	0.6	0.0	1	0	0.4	1-0	5.0	1.000	.000	.000	3.0	0.0	0	0	4.0	
DUAH, Jeffrey	3-0	0.7	.000	.000	.000	0.0	0.0	0	0	0.0	1-0	0.7	.000	.000	.000	0.0	0.0	0	0	0.0	
Totals	11		.485	.365	.747	39.5	14.9	72	41	83.0	1		.548	.348	.870	37.0	13.0	6	4	96.0	
Opponent	11		.430	.348	.725	30.8	11.4	90	27	72.5	1		.444	.333	.625	27.0	7.0	3	2	70.0	

Scoring

Player	Overall Statistics								Conference Statistics							
	FG-FGA	FG%	3FG-3FGA	3FG%	FT-FTA	FT%	PTS	PTS/G	FG-FGA	FG%	3FG-3FGA	3FG%	FT-FTA	FT%	PTS	PTS/G
SISCHO, Andrew	109-165	.661	4-9	.444	57-84	.679	279	25.4	12-17	.706	0-0	.000	3-3	1.000	27	27.0
HARRIS, Breon	29-78	.372	15-38	.395	12-19	.632	85	12.1	0-0	.000	0-0	.000	0-0	.000	0	0.0
REDBAND, Jeff	38-90	.422	31-74	.419	16-18	.889	123	11.2	3-12	.250	2-10	.200	2-2	1.000	10	10.0
WALLACE, Joey	40-97	.412	10-42	.238	32-38	.842	122	11.1	4-7	.571	1-2	.500	5-7	.714	14	14.0
HARRIS, Kyle	30-54	.556	15-32	.469	8-8	1.000	83	7.5	1-3	.333	0-1	.000	2-2	1.000	4	4.0
SARKIS, Jay	23-63	.365	12-38	.316	9-14	.643	67	7.4	5-8	.625	2-5	.400	2-2	1.000	14	14.0
SLACK, Keith	20-49	.408	12-35	.343	8-8	1.000	60	6.0	2-3	.667	1-2	.500	6-6	1.000	11	11.0
BRADLEY, Ryan	12-26	.462	0-3	.000	3-4	.750	27	3.9	1-2	.500	0-0	.000	0-1	.000	2	2.0
WILLIAMS, Donte'	12-21	.571	5-11	.455	0-0	.000	29	2.6	0-1	.000	0-0	.000	0-0	.000	0	0.0
HOLT, Tajmin	8-26	.308	2-11	.182	0-1	.000	18	1.6	3-6	.500	1-2	.500	0-0	.000	7	7.0
HINES, Da'Shawn	2-2	1.000	1-1	1.000	0-0	.000	5	1.3	1-1	1.000	1-1	1.000	0-0	.000	3	3.0
BASDEN, Ziv	3-4	.750	0-0	.000	0-0	.000	6	1.2	0-0	.000	0-0	.000	0-0	.000	0	0.0
SALZBERG, Ryan	2-3	.667	1-2	.500	0-0	.000	5	0.8	0-0	.000	0-0	.000	0-0	.000	0	0.0
LUKE, Chris	2-2	1.000	0-0	.000	0-0	.000	4	0.4	2-2	1.000	0-0	.000	0-0	.000	4	4.0
DUAH, Jeffrey	0-0	.000	0-0	.000	0-0	.000	0	0.0	0-0	.000	0-0	.000	0-0	.000	0	0.0
Totals	330-680	.485	108-296	.365	145-194	.747	913	83.0	34-62	.548	8-23	.348	20-23	.870	96	96.0
Opponent	287-667	.430	102-293	.348	121-167	.725	797	72.5	24-54	.444	7-21	.333	15-24	.625	70	70.0



**2019-20 Daemen Men's Basketball
Team Overall Conference
Specific games**

Totals

Player	Overall Statistics										Conference Statistics									
	O-REB	D-REB	TOTAL	PF	FO	A	TO	A/TO	HI	PTS	O-REB	D-REB	TOTAL	PF	FO	A	TO	A/TO	HI	PTS
SISCHO, Andrew	61	93	154	33	0	19	44	0.4	34		3	8	11	4	0	1	2	0.5	27	
HARRIS, Breon	4	27	31	24	1	21	22	1.0	21		0	0	0	0	0	0	0	0.0	0	
REDBAND, Jeff	9	38	47	20	0	19	18	1.1	25		1	2	3	3	0	1	3	0.3	10	
WALLACE, Joey	18	41	59	30	0	36	30	1.2	19		3	6	9	3	0	7	1	7.0	14	
HARRIS, Kyle	7	24	31	26	1	15	17	0.9	14		0	3	3	3	0	1	2	0.5	4	
SARKIS, Jay	2	13	15	7	0	26	18	1.4	14		0	1	1	1	0	0	1	0.0	14	
SLACK, Keith	2	16	18	8	0	13	9	1.4	11		0	3	3	1	0	0	1	0.0	11	
BRADLEY, Ryan	10	11	21	13	0	6	8	0.8	9		0	1	1	3	0	2	0	2.0	2	
WILLIAMS, Donte'	3	9	12	7	0	4	6	0.7	8		0	0	0	0	0	0	0	0.0	0	
HOLT, Tajmin	3	3	6	6	0	4	3	1.3	7		0	1	1	0	0	0	0	0.0	7	
HINES, Da'Shawn	0	0	0	0	0	0	0	0.0	3		0	0	0	0	0	0	0	0.0	3	
BASDEN, Ziv	1	1	2	1	0	1	0	1.0	4		0	0	0	1	0	1	0	1.0	0	
SALZBERG, Ryan	2	0	2	2	0	0	0	0.0	3		0	0	0	1	0	0	0	0.0	0	
LUKE, Chris	1	4	5	5	0	0	1	0.0	4		1	2	3	0	0	0	0	0.0	4	
DUAH, Jeffrey	0	0	0	0	0	0	1	0.0	0		0	0	0	0	0	0	0	0.0	0	
Totals	135	300	435	182	2	164	179	0.9	98		9	28	37	20	0	13	10	1.3	96	
Opponent	96	243	339	206	-	125	171	0.7	85		5	22	27	21	-	7	13	0.5	70	



**2019-20 Daemen Men's Basketball
Points-rebounds-assists
Specific games**

Opponent	Date	Score		2	3	4	5	10	11	12	14	15	20	21
				HARRIS,BRE	HOLT,TAJMI	DUAH,JEFFR	SARKIS,JAY	WILLIAMS,D	BOOK,TREVO	HARRIS,KYL	HINES,DA'S	SLACK,KEIT	SALZBERG,R	CHANDLER,J
vs NMSU	11/01/2019	65-85	L	0-1-0	0-0-0	DNP	2-0-2	8-0-2	DNP	5-2-2	DNP	3-1-0	DNP	DNP
vs MW	11/02/2019	68-64	W	DNP	0-2-0	DNP	7-1-1	5-3-0	DNP	11-2-0	DNP	11-2-0	DNP	DNP
Fel	11/08/2019	95-80	W	18-7-6	0-0-0	DNP	11-2-3	4-4-2	DNP	10-2-0	DNP	5-0-0	DNP	DNP
Nyack	11/09/2019	80-74	W	11-11-7	3-0-0	DNP	6-2-2	0-0-0	DNP	0-0-1	DNP	2-2-2	DNP	DNP
Mercy	11/14/2019	67-65	W	4-1-1	0-0-0	DNP	10-0-1	0-0-0	DNP	11-3-1	DNP	DNP	0-0-0	DNP
WL	11/16/2019	98-83	W	17-3-2	0-1-2	0-0-0	DNP	4-0-0	DNP	11-4-0	0-0-0	6-2-3	0-0-0	DNP
LeM	11/19/2019	89-79	W	14-4-2	2-0-0	DNP	DNP	2-1-0	DNP	7-3-4	DNP	7-2-2	2-0-0	DNP
Wilm	11/23/2019	83-81	W	21-4-3	0-1-0	DNP	0-2-4	0-1-0	DNP	3-4-3	DNP	3-1-1	DNP	DNP
at USci	11/30/2019	83-57	W	DNP	0-0-1	DNP	6-1-5	6-0-0	DNP	7-1-2	0-0-0	10-1-2	0-0-0	DNP
Salem	12/04/2019	89-59	W	DNP	6-1-1	0-0-0	11-6-8	0-3-0	DNP	14-7-1	2-0-0	2-4-3	3-2-0	DNP
RWC	12/07/2019	96-70	W	DNP	7-1-0	0-0-0	14-1-0	0-0-0	DNP	4-3-1	3-0-0	11-3-0	0-0-0	DNP

Opponent	Date	Score		22	23	24	25	30	33	34	44	51
				SISCHO,AND	WALLACE,JO	BASDEN,ZIV	BRADLEY,RY	HIGGINS,PA	ATKINS,JOE	LUKE,CHRIS	REDBAND,JE	POUMPEY,JU
vs NMSU	11/01/2019	65-85	L	24-15-5	17-3-1	0-0-0	DNP	DNP	DNP	0-0-0	6-1-0	DNP
vs MW	11/02/2019	68-64	W	11-12-3	8-6-3	DNP	DNP	DNP	DNP	0-0-0	15-3-4	DNP
Fel	11/08/2019	95-80	W	31-19-4	9-6-1	DNP	DNP	DNP	DNP	0-1-0	7-2-2	DNP
Nyack	11/09/2019	80-74	W	34-17-0	2-5-1	DNP	DNP	DNP	DNP	0-1-0	22-3-2	DNP
Mercy	11/14/2019	67-65	W	22-11-1	18-5-3	DNP	2-2-0	DNP	DNP	0-0-0	0-3-0	DNP
WL	11/16/2019	98-83	W	29-18-2	19-5-5	0-0-0	2-2-1	DNP	DNP	0-0-0	10-7-3	DNP
LeM	11/19/2019	89-79	W	27-11-1	6-5-3	DNP	9-5-2	DNP	DNP	DNP	13-4-1	DNP
Wilm	11/23/2019	83-81	W	24-8-0	17-8-2	DNP	6-3-1	DNP	DNP	DNP	9-6-0	DNP
at USci	11/30/2019	83-57	W	16-20-1	7-7-4	4-1-0	2-5-0	DNP	DNP	0-0-0	25-8-2	DNP
Salem	12/04/2019	89-59	W	34-12-1	5-0-6	2-1-0	4-3-0	DNP	DNP	0-0-0	6-7-4	DNP
RWC	12/07/2019	96-70	W	27-11-1	14-9-7	0-0-1	2-1-2	DNP	DNP	4-3-0	10-3-1	DNP



2019-20 Daemen Men's Basketball
Category Leaders
Specific games

Points

##	Player	G	Pts	Pts/G
22	Sischo, Andrew	11	279	25.4
44	Redband, Jeff	11	123	11.2
23	Wallace, Joey	11	122	11.1
2	Harris, Breon	7	85	12.1
12	Harris, Kyle	11	83	7.5
5	Sarkis, Jay	9	67	7.4
15	Slack, Keith	10	60	6.0
10	Williams, Donte'	11	29	2.6
25	Bradley, Ryan	7	27	3.9
3	Holt, Tajmin	11	18	1.6
24	Basden, Ziv	5	6	1.2
14	Hines, Da'Shawn	4	5	1.3
20	Salzberg, Ryan	6	5	0.8
34	Luke, Chris	9	4	0.4

Scoring Average

##	Player	G	Pts	Pts/G
22	Sischo, Andrew	11	279	25.4
2	Harris, Breon	7	85	12.1
44	Redband, Jeff	11	123	11.2
23	Wallace, Joey	11	122	11.1
12	Harris, Kyle	11	83	7.5
5	Sarkis, Jay	9	67	7.4
15	Slack, Keith	10	60	6.0
25	Bradley, Ryan	7	27	3.9
10	Williams, Donte'	11	29	2.6
3	Holt, Tajmin	11	18	1.6
14	Hines, Da'Shawn	4	5	1.3
24	Basden, Ziv	5	6	1.2
20	Salzberg, Ryan	6	5	0.8
34	Luke, Chris	9	4	0.4

Field Goal Percentage

##	Player	FG	Att	Pct
14	Hines, Da'Shawn	2	2	1.000
34	Luke, Chris	2	2	1.000
24	Basden, Ziv	3	4	.750
20	Salzberg, Ryan	2	3	.667
22	Sischo, Andrew	109	165	.661
10	Williams, Donte'	12	21	.571
12	Harris, Kyle	30	54	.556
25	Bradley, Ryan	12	26	.462
44	Redband, Jeff	38	90	.422
23	Wallace, Joey	40	97	.412
15	Slack, Keith	20	49	.408
2	Harris, Breon	29	78	.372
5	Sarkis, Jay	23	63	.365
3	Holt, Tajmin	8	26	.308

Field Goal Attempts

##	Player	G	Att	Att/G
22	Sischo, Andrew	11	165	15.0
23	Wallace, Joey	11	97	8.8
44	Redband, Jeff	11	90	8.2
2	Harris, Breon	7	78	11.1
5	Sarkis, Jay	9	63	7.0

Field Goals Made

##	Player	G	Made	Made/G
22	Sischo, Andrew	11	109	9.9
23	Wallace, Joey	11	40	3.6
44	Redband, Jeff	11	38	3.5
12	Harris, Kyle	11	30	2.7
2	Harris, Breon	7	29	4.1



2019-20 Daemen Men's Basketball
Category Leaders
Specific games

3-Point FG Percentage

##	Player	3FG	Att	Pct
14	Hines, Da'Shawn	1	1	1.000
20	Salzberg, Ryan	1	2	.500
12	Harris, Kyle	15	32	.469
10	Williams, Donte'	5	11	.455
22	Sischo, Andrew	4	9	.444
44	Redband, Jeff	31	74	.419
2	Harris, Breon	15	38	.395
15	Slack, Keith	12	35	.343
5	Sarkis, Jay	12	38	.316
23	Wallace, Joey	10	42	.238
3	Holt, Tajmin	2	11	.182

3-Point FG Attempts

##	Player	G	Att	Att/G
44	Redband, Jeff	11	74	6.7
23	Wallace, Joey	11	42	3.8
2	Harris, Breon	7	38	5.4
5	Sarkis, Jay	9	38	4.2
15	Slack, Keith	10	35	3.5

3-Point FG Made

##	Player	G	Made	Made/G
44	Redband, Jeff	11	31	2.8
2	Harris, Breon	7	15	2.1
12	Harris, Kyle	11	15	1.4
5	Sarkis, Jay	9	12	1.3
15	Slack, Keith	10	12	1.2

Free Throw Percentage

##	Player	Made	Att	Pct
12	Harris, Kyle	8	8	1.000
15	Slack, Keith	8	8	1.000
44	Redband, Jeff	16	18	.889
23	Wallace, Joey	32	38	.842
25	Bradley, Ryan	3	4	.750
22	Sischo, Andrew	57	84	.679
5	Sarkis, Jay	9	14	.643
2	Harris, Breon	12	19	.632

Free Throw Attempts

##	Player	G	Att	Att/G
22	Sischo, Andrew	11	84	7.6
23	Wallace, Joey	11	38	3.5
2	Harris, Breon	7	19	2.7
44	Redband, Jeff	11	18	1.6
5	Sarkis, Jay	9	14	1.6

Free Throws Made

##	Player	G	Made	Made/G
22	Sischo, Andrew	11	57	5.2
23	Wallace, Joey	11	32	2.9
44	Redband, Jeff	11	16	1.5
2	Harris, Breon	7	12	1.7
5	Sarkis, Jay	9	9	1.0

Rebounds

##	Player	G	Reb	Reb/G
22	Sischo, Andrew	11	154	14.0
23	Wallace, Joey	11	59	5.4
44	Redband, Jeff	11	47	4.3
2	Harris, Breon	7	31	4.4
12	Harris, Kyle	11	31	2.8

Assists

##	Player	G	Ast	Ast/G
23	Wallace, Joey	11	36	3.3
5	Sarkis, Jay	9	26	2.9
2	Harris, Breon	7	21	3.0
22	Sischo, Andrew	11	19	1.7
44	Redband, Jeff	11	19	1.7

Rebounds Average

##	Player	G	Reb	Reb/G
22	Sischo, Andrew	11	154	14.0
23	Wallace, Joey	11	59	5.4
2	Harris, Breon	7	31	4.4
44	Redband, Jeff	11	47	4.3
25	Bradley, Ryan	7	21	3.0

Steals

##	Player	G	Stl	Stl/G
2	Harris, Breon	7	13	1.9
23	Wallace, Joey	11	12	1.1
5	Sarkis, Jay	9	12	1.3
44	Redband, Jeff	11	12	1.1
22	Sischo, Andrew	11	7	0.6



2019-20 Daemen Men's Basketball
Category Leaders
Specific games

Offensive Rebounds

##	Player	G	OReb	OReb/G
22	Sischo, Andrew	11	61	5.5
23	Wallace, Joey	11	18	1.6
25	Bradley, Ryan	7	10	1.4
44	Redband, Jeff	11	9	0.8
12	Harris, Kyle	11	7	0.6

Blocked Shots

##	Player	G	Blk	Blk/G
22	Sischo, Andrew	11	16	1.5
44	Redband, Jeff	11	12	1.1
25	Bradley, Ryan	7	4	0.6
3	Holt, Tajmin	11	4	0.4
12	Harris, Kyle	11	2	0.2

Defensive Rebounds

##	Player	G	DReb	DReb/G
22	Sischo, Andrew	11	93	8.5
23	Wallace, Joey	11	41	3.7
44	Redband, Jeff	11	38	3.5
2	Harris, Breon	7	27	3.9
12	Harris, Kyle	11	24	2.2

Minutes

##	Player	G	Min	Min/G
22	Sischo, Andrew	11	385	35:02
44	Redband, Jeff	11	337	30:39
23	Wallace, Joey	11	332	30:08
5	Sarkis, Jay	9	293	32:36
12	Harris, Kyle	11	237	21:35

Fouls

##	Player	G	PF	PF/G
22	Sischo, Andrew	11	33	3.0
23	Wallace, Joey	11	30	2.7
12	Harris, Kyle	11	26	2.4
2	Harris, Breon	7	24	3.4
44	Redband, Jeff	11	20	1.8

Turnovers

##	Player	G	TO	TO/G
22	Sischo, Andrew	11	44	4.0
23	Wallace, Joey	11	30	2.7
2	Harris, Breon	7	22	3.1
44	Redband, Jeff	11	18	1.6
5	Sarkis, Jay	9	18	2.0

Foul Outs

##	Player	G	FO
12	Harris, Kyle	11	1
2	Harris, Breon	7	1



2019-20 Daemen Men's Basketball
Season Box - Average per 40 Minutes
Specific games

##	Player	min	fgm	fga	pct	3fgm	3fga	pct	ftm	fta	pct	oreb	dreb	treb	pf	a	to	blk	stl	pts
24	BASDEN, Ziv	40	12.2	16.3	.750	0.0	0.0	.000	0.0	0.0	.000	4.1	4.1	8.1	4.1	4.1	0.0	4.1	0.0	24.4
25	BRADLEY, Ryan	40	5.7	12.3	.462	0.0	1.4	.000	1.4	1.9	.750	4.7	5.2	9.9	6.1	2.8	3.8	1.9	1.9	12.7
4	DUAH, Jeffrey	40	0.0	0.0	.000	0.0	0.0	.000	0.0	0.0	.000	0.0	0.0	0.0	0.0	0.0	19.7	0.0	0.0	0.0
2	HARRIS, Breon	40	6.2	16.6	.372	3.2	8.1	.395	2.6	4.0	.632	0.9	5.7	6.6	5.1	4.5	4.7	0.0	2.8	18.1
12	HARRIS, Kyle	40	5.1	9.1	.556	2.5	5.4	.469	1.3	1.3	1.000	1.2	4.0	5.2	4.4	2.5	2.9	0.3	0.2	14.0
14	HINES, Da'Shawn	40	22.5	22.5	1.000	11.2	11.2	1.000	0.0	0.0	.000	0.0	0.0	0.0	0.0	0.0	0.0	0.0	0.0	56.2
3	HOLT, Tajmin	40	4.5	14.6	.308	1.1	6.2	.182	0.0	0.6	.000	1.7	1.7	3.4	3.4	2.2	1.7	2.2	1.7	10.1
34	LUKE, Chris	40	6.2	6.2	1.000	0.0	0.0	.000	0.0	0.0	.000	3.1	12.4	15.5	15.5	0.0	3.1	0.0	3.1	12.4
44	REDBAND, Jeff	40	4.5	10.7	.422	3.7	8.8	.419	1.9	2.1	.889	1.1	4.5	5.6	2.4	2.3	2.1	1.4	1.4	14.6
20	SALZBERG, Ryan	40	5.4	8.1	.667	2.7	5.4	.500	0.0	0.0	.000	5.4	0.0	5.4	5.4	0.0	0.0	0.0	8.1	13.6
5	SARKIS, Jay	40	3.1	8.6	.365	1.6	5.2	.316	1.2	1.9	.643	0.3	1.8	2.0	1.0	3.5	2.5	0.0	1.6	9.1
22	SISCHO, Andrew	40	11.3	17.1	.661	0.4	0.9	.444	5.9	8.7	.679	6.3	9.7	16.0	3.4	2.0	4.6	1.7	0.7	29.0
15	SLACK, Keith	40	5.1	12.6	.408	3.1	9.0	.343	2.1	2.1	1.000	0.5	4.1	4.6	2.1	3.3	2.3	0.0	0.8	15.4
23	WALLACE, Joey	40	4.8	11.7	.412	1.2	5.1	.238	3.9	4.6	.842	2.2	4.9	7.1	3.6	4.3	3.6	0.1	1.4	14.7
10	WILLIAMS, Donte'	40	6.7	11.7	.571	2.8	6.1	.455	0.0	0.0	.000	1.7	5.0	6.7	3.9	2.2	3.3	0.6	0.6	16.1

Note: All statistics are pro-rated based on an average per 40-minute game.



**2019-20 Daemen Men's Basketball
Opponents Game-by-Game
Specific games**

Opponent	Date	Score	Total		3-Pointers		Free throws		Rebounds				PF	A	TO	BLK	STL	PTS	AVG
			FG-FGA	PCT	3FG-FGA	PCT	FT-FTA	PCT	OFF	DEF	TOT	AVG							
vs Northwest Mo. St.	11/01/2019	65-85 L	30-53	.566	11-25	.440	14-15	.933	6	19	25	25.0	16	16	7	1	9	85	85.0
vs Missouri Western	11/02/2019	68-64 W	22-55	.400	6-28	.214	14-18	.778	11	18	29	27.0	23	5	19	4	8	64	74.5
Felician	11/08/2019	95-80 W	29-84	.345	9-34	.265	13-14	.929	16	24	40	31.3	19	11	13	1	11	80	76.3
Nyack	11/09/2019	80-74 W	26-68	.382	9-27	.333	13-17	.765	10	23	33	31.8	21	11	9	3	12	74	75.8
Mercyhurst	11/14/2019	67-65 W	24-47	.511	6-20	.300	11-13	.846	8	17	25	30.4	21	13	19	0	8	65	73.6
West Liberty	11/16/2019	98-83 W	31-76	.408	8-26	.308	13-19	.684	14	20	34	31.0	23	11	19	3	13	83	75.2
Le Moyne	11/19/2019	89-79 W	26-58	.448	16-33	.485	11-17	.647	7	25	32	31.1	15	12	15	3	4	79	75.7
Wilmington (DE)	11/23/2019	83-81 W	32-64	.500	15-28	.536	2-7	.286	7	29	36	31.8	20	16	15	4	7	81	76.4
at USciences	11/30/2019	83-57 W	19-50	.380	6-19	.316	13-16	.813	7	25	32	31.8	13	11	19	3	5	57	74.2
Salem (WV)	12/04/2019	89-59 W	24-58	.414	9-32	.281	2-7	.286	5	21	26	31.2	14	12	23	3	10	59	72.7
Roberts Wesleyan	12/07/2019	96-70 W	24-54	.444	7-21	.333	15-24	.625	5	22	27	30.8	21	7	13	2	3	70	72.5
Total		797	287-667	.430	102-293	.348	121-167	.725	96	243	339	30.8	206	125	171	27	90	797	72.5
Daemen		913	330-680	.485	108-296	.365	145-194	.747	135	300	435	39.5	182	164	179	41	72	913	83.0

Opponents Averages

Games Played	Points/game	FG Pct	3FG Pct	FT Pct	Rebounds/game	Assists/game	Turnovers/game	Assist/Turnover ratio	Steals/game	Blocks/game
11	72.5	43.0	34.8	72.5	30.8	11.4	15.5	0.7	8.2	2.5



**2019-20 Daemen Men's Basketball
Individual Career Summaries
All games**

ATKINS, Joey

				Field Goals		3-Point		F-Throws		Rebounds				Scoring						
SEASON	TEAM	GP-GS	MIN/AVG	FG-FGA	FG%	3FG-FGA	3FG%	FT-FTA	FT%	OFF	DEF	TOT	AVG	PF-FO	AST	TO	BLK	STL	PTS	AVG
2018-19	Jeff	15-0	71/4.7	8-21	.381	1-2	.500	5-10	.500	2	8	10	0.7	12-0	0	8	5	4	22	1.5
TOTAL FOR Daemen		0-0	0/0.0	0-0	.000	0-0	.000	0-0	.000	0	0	0	0.0	0-0	0	0	0	0	0	0.0
TOTAL		15-0	71/4.7	8-21	.381	1-2	.500	5-10	.500	2	8	10	0.7	12-0	0	8	5	4	22	1.5

Single Game Highs

Statistic	Value	
Points	10	vs Caldwell 01/21/19
Rebounds	3	at Concordia (NY) 02/16/19
Steals	2	vs Caldwell 01/21/19
Blocks	2	at Holy Family 03/02/19
FG Made	3	vs Caldwell 01/21/19
FG Attempts	7	vs Caldwell 01/21/19
3FG Made	1	at Nyack 01/26/19
3FG Attempts	1	at Nyack 01/26/19, vs Caldwell 01/21/19
FT Made	4	vs Caldwell 01/21/19
FT Attempts	5	vs Caldwell 01/21/19

BASDEN, Ziv

				Field Goals		3-Point		F-Throws		Rebounds				Scoring						
SEASON	TEAM	GP-GS	MIN/AVG	FG-FGA	FG%	3FG-FGA	3FG%	FT-FTA	FT%	OFF	DEF	TOT	AVG	PF-FO	AST	TO	BLK	STL	PTS	AVG
2018-19	Daemen	16-0	53/3.3	14-18	.778	0-1	.000	6-11	.545	10	14	24	1.5	7-0	1	5	0	2	34	2.1
2019-20	Daemen	5-0	10/2.0	3-4	.750	0-0	.000	0-0	.000	1	1	2	0.4	1-0	1	0	1	0	6	1.2
TOTAL		21-0	63/3.0	17-22	.773	0-1	.000	6-11	.545	11	15	26	1.2	8-0	2	5	1	2	40	1.9

Single Game Highs

Statistic	Value	
Points	13	at LIU Post 12/14/18
Rebounds	9	at LIU Post 12/14/18
Assists	1	at LIU Post 12/14/18, vs Roberts Wesleyan 12/07/19
Steals	1	vs LIU Post 02/15/19, at LIU Post 12/14/18
Blocks	1	vs Roberts Wesleyan 12/07/19
FG Made	5	at LIU Post 12/14/18
FG Attempts	7	at LIU Post 12/14/18
3FG Attempts	1	at LIU Post 12/14/18
FT Made	3	at LIU Post 12/14/18
FT Attempts	4	at LIU Post 12/14/18



**2019-20 Daemen Men's Basketball
Individual Career Summaries
All games**

BOOK, Trevor

				Field Goals		3-Point		F-Throws		Rebounds									Scoring	
SEASON	TEAM	GP-GS	MIN/AVG	FG-FGA	FG%	3FG-FGA	3FG%	FT-FTA	FT%	OFF	DEF	TOT	AVG	PF-FO	AST	TO	BLK	STL	PTS	AVG
2018-19	Daemen	20-0	112/5.6	18-35	.514	6-14	.429	8-10	.800	7	14	21	1.1	8-0	8	1	1	5	50	2.5
TOTAL		20-0	112/5.6	18-35	.514	6-14	.429	8-10	.800	7	14	21	1.1	8-0	8	1	1	5	50	2.5

Single Game Highs

Statistic	Value	
Points	13	vs LIU Post 02/15/19
Rebounds	5	at New York Tech 12/16/18
Assists	4	at LIU Post 12/14/18
Steals	2	vs LIU Post 02/15/19
Blocks	1	at LIU Post 12/14/18
FG Made	5	vs LIU Post 02/15/19
FG Attempts	9	vs LIU Post 02/15/19
3FG Made	2	vs LIU Post 02/15/19, vs Dist. Columbia 01/27/19
3FG Attempts	4	vs LIU Post 02/15/19
FT Made	2	at Queens (NY) 02/10/19, vs Lake Erie 11/26/18, at New York Tech 12/16/18
FT Attempts	3	vs Lake Erie 11/26/18

BRADLEY, Ryan

				Field Goals		3-Point		F-Throws		Rebounds									Scoring	
SEASON	TEAM	GP-GS	MIN/AVG	FG-FGA	FG%	3FG-FGA	3FG%	FT-FTA	FT%	OFF	DEF	TOT	AVG	PF-FO	AST	TO	BLK	STL	PTS	AVG
2018-19	Daemen	1-0	2/2.0	0-0	.000	0-0	.000	0-0	.000	0	0	0	0.0	0-0	0	0	0	0	0	0.0
2019-20	Daemen	7-0	85/12.1	12-26	.462	0-3	.000	3-4	.750	10	11	21	3.0	13-0	6	8	4	4	27	3.9
TOTAL		8-0	87/10.9	12-26	.462	0-3	.000	3-4	.750	10	11	21	2.6	13-0	6	8	4	4	27	3.4

Single Game Highs

Statistic	Value	
Points	9	vs Le Moyne 11/19/19
Rebounds	5	vs Le Moyne 11/19/19, at USciences 11/30/19
Assists	2	vs Le Moyne 11/19/19, vs Roberts Wesleyan 12/07/19
Steals	1	4 times
Blocks	2	vs West Liberty 11/16/19
FG Made	3	vs Le Moyne 11/19/19, vs Wilmington (DE) 11/23/19
FG Attempts	6	vs Salem (WV) 12/04/19
3FG Attempts	2	at USciences 11/30/19
FT Made	3	vs Le Moyne 11/19/19
FT Attempts	3	vs Le Moyne 11/19/19



**2019-20 Daemen Men's Basketball
Individual Career Summaries
All games**

DUAH, Jeffrey

				Field Goals		3-Point		F-Throws		Rebounds									Scoring	
SEASON	TEAM	GP-GS	MIN/AVG	FG-FGA	FG%	3FG-FGA	3FG%	FT-FTA	FT%	OFF	DEF	TOT	AVG	PF-FO	AST	TO	BLK	STL	PTS	AVG
2017-18	Daemen	11-0	5/0.5	1-2	.500	0-0	.000	0-0	.000	1	0	1	0.1	2-0	0	0	0	0	2	0.2
2018-19	Daemen	9-0	23/2.5	0-7	.000	0-2	.000	1-3	.333	1	2	3	0.3	0-0	5	3	0	0	1	0.1
2019-20	Daemen	3-0	2/0.7	0-0	.000	0-0	.000	0-0	.000	0	0	0	0.0	0-0	0	1	0	0	0	0.0
TOTAL		23-0	30/1.3	1-9	.111	0-2	.000	1-3	.333	2	2	4	0.2	2-0	5	4	0	0	3	0.1

Single Game Highs

Statistic	Value	
Points	2	at Roberts Wesleyan 01/06/18
Rebounds	1	4 times
Assists	2	vs Mercy 03/01/19
FG Made	1	at Roberts Wesleyan 01/06/18
FG Attempts	5	vs LIU Post 02/15/19
3FG Attempts	1	vs Caldwell 11/09/18, vs LIU Post 02/15/19
FT Made	1	vs Lake Erie 11/26/18
FT Attempts	2	vs Lake Erie 11/26/18

HARRIS, Breon

				Field Goals		3-Point		F-Throws		Rebounds									Scoring	
SEASON	TEAM	GP-GS	MIN/AVG	FG-FGA	FG%	3FG-FGA	3FG%	FT-FTA	FT%	OFF	DEF	TOT	AVG	PF-FO	AST	TO	BLK	STL	PTS	AVG
2016-17	Daemen	10-0	46/4.6	3-7	.429	2-6	.333	2-3	.667	2	6	8	0.8	5-0	3	3	0	3	10	1.0
2017-18	Daemen	30-19	856/28.5	108-227	.476	27-85	.318	46-72	.639	20	104	124	4.1	57-2	94	89	14	70	289	9.6
2018-19	Daemen	30-29	833/27.8	118-299	.395	55-153	.359	62-82	.756	15	84	99	3.3	67-2	65	59	9	52	353	11.8
2019-20	Daemen	7-7	188/26.9	29-78	.372	15-38	.395	12-19	.632	4	27	31	4.4	24-1	21	22	0	13	85	12.1
TOTAL		77-55	1923/25.0	258-611	.422	99-282	.351	122-176	.693	41	221	262	3.4	153-5	183	173	23	138	737	9.6

Single Game Highs

Statistic	Value	
Points	28	vs Bridgeport 01/28/18
Rebounds	11	vs Nyack 11/09/19
Assists	8	at Roberts Wesleyan 01/06/18
Steals	7	vs LIU Post 01/12/18
Blocks	2	5 times
FG Made	10	vs Bridgeport 01/28/18
FG Attempts	19	vs Molloy 02/16/18
3FG Made	6	at Mercy 01/18/19
3FG Attempts	10	at Mercy 01/18/19, at Bridgeport 03/09/19
FT Made	9	at Queens (NY) 02/10/19
FT Attempts	11	vs Bridgeport 01/28/18



**2019-20 Daemen Men's Basketball
Individual Career Summaries
All games**

HARRIS, Kyle

				Field Goals		3-Point		F-Throws		Rebounds									Scoring	
SEASON	TEAM	GP-GS	MIN/AVG	FG-FGA	FG%	3FG-FGA	3FG%	FT-FTA	FT%	OFF	DEF	TOT	AVG	PF-FO	AST	TO	BLK	STL	PTS	AVG
2019-20	Daemen	11-5	237/21.6	30-54	.556	15-32	.469	8-8	1.000	7	24	31	2.8	26-1	15	17	2	1	83	7.5
TOTAL		11-5	237/21.6	30-54	.556	15-32	.469	8-8	1.000	7	24	31	2.8	26-1	15	17	2	1	83	7.5

Single Game Highs

Statistic	Value	
Points	14	vs Salem (WV) 12/04/19
Rebounds	7	vs Salem (WV) 12/04/19
Assists	4	vs Le Moyne 11/19/19
Steals	1	vs Northwest Mo. St. 11/01/19
Blocks	1	vs Le Moyne 11/19/19, at USciences 11/30/19
FG Made	5	vs Missouri Western 11/02/19, vs Mercyhurst 11/14/19, vs Salem (WV) 12/04/19
FG Attempts	9	vs Missouri Western 11/02/19
3FG Made	4	vs Salem (WV) 12/04/19
3FG Attempts	6	vs Salem (WV) 12/04/19
FT Made	2	4 times
FT Attempts	2	4 times

HINES, Da'shawn

				Field Goals		3-Point		F-Throws		Rebounds									Scoring	
SEASON	TEAM	GP-GS	MIN/AVG	FG-FGA	FG%	3FG-FGA	3FG%	FT-FTA	FT%	OFF	DEF	TOT	AVG	PF-FO	AST	TO	BLK	STL	PTS	AVG
2017-18	Daemen	11-0	6/0.5	2-4	.500	0-1	.000	1-1	1.000	0	1	1	0.1	1-0	1	1	0	1	5	0.5
2019-20	Daemen	4-0	4/0.9	2-2	1.000	1-1	1.000	0-0	.000	0	0	0	0.0	0-0	0	0	0	0	5	1.3
TOTAL		15-0	10/0.6	4-6	.667	1-2	.500	1-1	1.000	0	1	1	0.1	1-0	1	1	0	1	10	0.7

Single Game Highs

Statistic	Value	
Points	5	at Roberts Wesleyan 01/06/18
Rebounds	1	vs Dist. Columbia 01/10/18
Assists	1	vs Dist. Columbia 01/10/18
Steals	1	at Roberts Wesleyan 01/06/18
FG Made	2	at Roberts Wesleyan 01/06/18
FG Attempts	3	at Roberts Wesleyan 01/06/18
3FG Made	1	vs Roberts Wesleyan 12/07/19
3FG Attempts	1	at New York Tech 02/25/18, vs Roberts Wesleyan 12/07/19
FT Made	1	at Roberts Wesleyan 01/06/18
FT Attempts	1	at Roberts Wesleyan 01/06/18



**2019-20 Daemen Men's Basketball
Individual Career Summaries
All games**

HOLT, Tajmin

				Field Goals		3-Point		F-Throws		Rebounds									Scoring	
SEASON	TEAM	GP-GS	MIN/AVG	FG-FGA	FG%	3FG-FGA	3FG%	FT-FTA	FT%	OFF	DEF	TOT	AVG	PF-FO	AST	TO	BLK	STL	PTS	AVG
2017-18	Daemen	4-0	4/1.0	0-0	.000	0-0	.000	0-0	.000	0	0	0	0.0	0-0	0	0	0	0	0	0.0
2019-20	Daemen	11-0	71/6.5	8-26	.308	2-11	.182	0-1	.000	3	3	6	0.5	6-0	4	3	4	3	18	1.6
TOTAL		15-0	75/5.0	8-26	.308	2-11	.182	0-1	.000	3	3	6	0.4	6-0	4	3	4	3	18	1.2

Single Game Highs

Statistic	Value	
Points	7	vs Roberts Wesleyan 12/07/19
Rebounds	2	vs Missouri Western 11/02/19
Assists	2	vs West Liberty 11/16/19
Steals	1	vs West Liberty 11/16/19, vs Salem (WV) 12/04/19, vs Roberts Wesleyan 12/07/19
Blocks	2	vs Salem (WV) 12/04/19
FG Made	3	vs Salem (WV) 12/04/19, vs Roberts Wesleyan 12/07/19
FG Attempts	6	vs Salem (WV) 12/04/19, vs Roberts Wesleyan 12/07/19
3FG Made	1	vs Nyack 11/09/19, vs Roberts Wesleyan 12/07/19
3FG Attempts	2	4 times
FT Attempts	1	vs Salem (WV) 12/04/19

LUKE, Chris

				Field Goals		3-Point		F-Throws		Rebounds									Scoring	
SEASON	TEAM	GP-GS	MIN/AVG	FG-FGA	FG%	3FG-FGA	3FG%	FT-FTA	FT%	OFF	DEF	TOT	AVG	PF-FO	AST	TO	BLK	STL	PTS	AVG
2019-20	Daemen	9-0	13/1.4	2-2	1.000	0-0	.000	0-0	.000	1	4	5	0.6	5-0	0	1	0	1	4	0.4
TOTAL		9-0	13/1.4	2-2	1.000	0-0	.000	0-0	.000	1	4	5	0.6	5-0	0	1	0	1	4	0.4

Single Game Highs

Statistic	Value	
Points	4	vs Roberts Wesleyan 12/07/19
Rebounds	3	vs Roberts Wesleyan 12/07/19
Steals	1	at USciences 11/30/19
FG Made	2	vs Roberts Wesleyan 12/07/19
FG Attempts	2	vs Roberts Wesleyan 12/07/19



**2019-20 Daemen Men's Basketball
Individual Career Summaries
All games**

REDBAND, Jeff

SEASON	TEAM	GP-GS	MIN/AVG	Field Goals		3-Point		F-Throws		Rebounds				Scoring						
				FG-FGA	FG%	3FG-FGA	3FG%	FT-FTA	FT%	OFF	DEF	TOT	AVG	PF-FO	AST	TO	BLK	STL	PTS	AVG
2016-17	Daemen	28-27	745/26.6	101-222	.455	68-151	.450	17-22	.773	30	81	111	4.0	56-2	36	33	20	18	287	10.3
2017-18	Daemen	30-29	959/32.0	118-274	.431	69-169	.408	32-35	.914	33	104	137	4.6	62-2	58	53	22	21	337	11.2
2018-19	Daemen	30-29	920/30.7	127-277	.458	79-179	.441	56-66	.848	49	117	166	5.5	56-0	47	29	25	32	389	13.0
2019-20	Daemen	11-11	337/30.6	38-90	.422	31-74	.419	16-18	.889	9	38	47	4.3	20-0	19	18	12	12	123	11.2
TOTAL		99-96	2961/29.9	384-863	.445	247-573	.431	121-141	.858	121	340	461	4.7	194-4	160	133	79	83	1136	11.5

Single Game Highs

Statistic	Value	
Points	25	at USciences 11/30/19
Rebounds	11	at Molloy 02/08/19
Assists	6	at Salem (WV) 01/03/18
Steals	4	vs Roberts Wesleyan 02/02/19, at Mercy 12/15/17
Blocks	3	4 times
FG Made	9	at USciences 11/30/19
FG Attempts	17	at LIU Post 02/23/18
3FG Made	7	vs LIU Post 02/15/19, at USciences 11/30/19
3FG Attempts	13	at LIU Post 02/23/18
FT Made	9	vs Slippery Rock 11/24/18
FT Attempts	10	vs Slippery Rock 11/24/18

SALZBERG, Ryan

SEASON	TEAM	GP-GS	MIN/AVG	Field Goals		3-Point		F-Throws		Rebounds				Scoring						
				FG-FGA	FG%	3FG-FGA	3FG%	FT-FTA	FT%	OFF	DEF	TOT	AVG	PF-FO	AST	TO	BLK	STL	PTS	AVG
2019-20	Daemen	6-0	15/2.5	2-3	.667	1-2	.500	0-0	.000	2	0	2	0.3	2-0	0	0	0	3	5	0.8
TOTAL		6-0	15/2.5	2-3	.667	1-2	.500	0-0	.000	2	0	2	0.3	2-0	0	0	0	3	5	0.8

Single Game Highs

Statistic	Value	
Points	3	vs Salem (WV) 12/04/19
Rebounds	2	vs Salem (WV) 12/04/19
Steals	2	vs Le Moyne 11/19/19
FG Made	1	vs Le Moyne 11/19/19, vs Salem (WV) 12/04/19
FG Attempts	2	vs Salem (WV) 12/04/19
3FG Made	1	vs Salem (WV) 12/04/19
3FG Attempts	2	vs Salem (WV) 12/04/19



**2019-20 Daemen Men's Basketball
Individual Career Summaries
All games**

SARKIS, Jay

SEASON	TEAM	GP-GS	MIN/AVG	Field Goals		3-Point		F-Throws		Rebounds				Scoring						
				FG-FGA	FG%	3FG-FGA	3FG%	FT-FTA	FT%	OFF	DEF	TOT	AVG	PF-FO	AST	TO	BLK	STL	PTS	AVG
2015-16	Daemen	29-26	732/25.2	79-169	.467	41-89	.461	48-56	.857	11	61	72	2.5	44-2	68	47	0	21	247	8.5
2017-18	Daemen	30-30	1057/35.2	117-263	.445	68-160	.425	70-83	.843	7	79	86	2.9	51-1	106	83	0	20	372	12.4
2018-19	Daemen	23-20	690/30.0	58-149	.389	38-91	.418	34-42	.810	8	59	67	2.9	33-0	71	44	1	12	188	8.2
2019-20	Daemen	9-9	293/32.6	23-63	.365	12-38	.316	9-14	.643	2	13	15	1.7	7-0	26	18	0	12	67	7.4
TOTAL		91-85	2773/30.5	277-644	.430	159-378	.421	161-195	.826	28	212	240	2.6	135-3	271	192	1	65	874	9.6

Single Game Highs

Statistic	Value	
Points	24	at Dist. Columbia 02/04/18, at New York Tech 02/25/18
Rebounds	7	vs Bridgeport 03/03/19
Assists	11	at Queens (NY) 01/21/18
Steals	4	vs Queens (NY) 01/24/16
Blocks	1	vs Dist. Columbia 01/27/19
FG Made	8	at Saint Rose 12/31/17, at New York Tech 02/25/18
FG Attempts	16	vs Molloy 02/16/18
3FG Made	6	at New York Tech 02/25/18
3FG Attempts	9	4 times
FT Made	11	at Dist. Columbia 02/04/18
FT Attempts	11	at Dist. Columbia 02/04/18, vs Bridgeport 02/07/16



**2019-20 Daemen Men's Basketball
Individual Career Summaries
All games**

SISCHO, Andrew

				Field Goals		3-Point		F-Throws		Rebounds									Scoring	
SEASON	TEAM	GP-GS	MIN/AVG	FG-FGA	FG%	3FG-FGA	3FG%	FT-FTA	FT%	OFF	DEF	TOT	AVG	PF-FO	AST	TO	BLK	STL	PTS	AVG
2017-18	Daemen	30-18	706/23.5	195-345	.565	3-17	.176	69-106	.651	89	172	261	8.7	71-0	28	65	25	11	462	15.4
2018-19	Daemen	28-26	832/29.7	229-391	.586	4-8	.500	123-169	.728	106	176	282	10.1	72-0	30	58	28	24	585	20.9
2019-20	Daemen	11-11	385/35.0	109-165	.661	4-9	.444	57-84	.679	61	93	154	14.0	33-0	19	44	16	7	279	25.4
TOTAL		69-55	1923/27.9	533-901	.592	11-34	.324	249-359	.694	256	441	697	10.1	176-0	77	167	69	42	1326	19.2

Single Game Highs

Statistic	Value	
Points	36	at Molloy 02/08/19, vs Molloy 02/16/18
Rebounds	23	vs Molloy 02/16/18
Assists	5	vs Northwest Mo. St. 11/01/19
Steals	4	at USciences 11/30/19
Blocks	5	vs Felician 11/08/19
FG Made	16	at Molloy 02/08/19
FG Attempts	26	at Molloy 02/08/19
3FG Made	1	11 times
3FG Attempts	2	vs Le Moyne 11/19/19, vs Salem (WV) 12/04/19
FT Made	12	vs Molloy 02/16/18
FT Attempts	15	vs Molloy 02/16/18

SLACK, Keith

				Field Goals		3-Point		F-Throws		Rebounds									Scoring	
SEASON	TEAM	GP-GS	MIN/AVG	FG-FGA	FG%	3FG-FGA	3FG%	FT-FTA	FT%	OFF	DEF	TOT	AVG	PF-FO	AST	TO	BLK	STL	PTS	AVG
2019-20	Daemen	10-1	156/15.6	20-49	.408	12-35	.343	8-8	1.000	2	16	18	1.8	8-0	13	9	0	3	60	6.0
TOTAL		10-1	156/15.6	20-49	.408	12-35	.343	8-8	1.000	2	16	18	1.8	8-0	13	9	0	3	60	6.0

Single Game Highs

Statistic	Value	
Points	11	vs Missouri Western 11/02/19, vs Roberts Wesleyan 12/07/19
Rebounds	4	vs Salem (WV) 12/04/19
Assists	3	vs West Liberty 11/16/19, vs Salem (WV) 12/04/19
Steals	1	vs West Liberty 11/16/19, vs Wilmington (DE) 11/23/19, vs Salem (WV) 12/04/19
FG Made	4	vs Missouri Western 11/02/19, at USciences 11/30/19
FG Attempts	9	vs Missouri Western 11/02/19
3FG Made	3	vs Missouri Western 11/02/19
3FG Attempts	7	vs Missouri Western 11/02/19
FT Made	6	vs Roberts Wesleyan 12/07/19
FT Attempts	6	vs Roberts Wesleyan 12/07/19



**2019-20 Daemen Men's Basketball
Individual Career Summaries
All games**

WALLACE, Joey

SEASON	TEAM	GP-GS	MIN/AVG	Field Goals		3-Point		F-Throws		Rebounds				Scoring						
				FG-FGA	FG%	3FG-FGA	3FG%	FT-FTA	FT%	OFF	DEF	TOT	AVG	PF-FO	AST	TO	BLK	STL	PTS	AVG
2015-16	SCSU	30-23	802/26.7	84-195	.431	29-81	.358	34-60	.567	47	78	125	4.2	71-1	98	55	3	27	231	7.7
2016-17	SCSU	28-24	942/33.6	102-243	.420	26-78	.333	68-89	.764	37	123	160	5.7	69-1	129	93	13	41	298	10.6
2017-18	SCSU	3-3	103/34.3	13-34	.382	3-9	.333	3-8	.375	9	12	21	7.0	7-0	8	13	1	7	32	10.7
2018-19	SCSU	24-12	712/29.7	77-167	.461	20-60	.333	21-34	.618	44	85	129	5.4	61-0	42	33	8	22	195	8.1
2019-20	Daemen	11-11	332/30.1	40-97	.412	10-42	.238	32-38	.842	18	41	59	5.4	30-0	36	30	1	12	122	11.1
TOTAL FOR Daemen		11-11	332/30.1	40-97	.412	10-42	.238	32-38	.842	18	41	59	5.4	30-0	36	30	1	12	122	11.1
TOTAL		96-73	2891/30.1	316-736	.429	88-270	.326	158-229	.690	155	339	494	5.1	238-2	313	224	26	109	878	9.1

Single Game Highs

Statistic	Value	
Points	22	vs Saint Rose 02/09/19
Rebounds	13	at St. Anselm 03/03/19
Assists	10	vs Merrimack 01/10/17
Steals	4	vs St. Anselm 01/14/17, at Saint Michael's 12/10/15
Blocks	4	at LIU Post 01/02/19
FG Made	9	at Le Moyne 11/18/17
FG Attempts	17	at Le Moyne 11/18/17, at Saint Michael's 12/10/15
3FG Made	5	at Saint Michael's 12/10/15
3FG Attempts	11	at Saint Michael's 12/10/15
FT Made	10	vs Wilmington (DE) 11/23/19
FT Attempts	11	at USciences 11/19/16, vs Wilmington (DE) 11/23/19



**2019-20 Daemen Men's Basketball
Individual Career Summaries
All games**

WILLIAMS, Donte'

				Field Goals		3-Point		F-Throws		Rebounds								Scoring		
SEASON	TEAM	GP-GS	MIN/AVG	FG-FGA	FG%	3FG-FGA	3FG%	FT-FTA	FT%	OFF	DEF	TOT	AVG	PF-FO	AST	TO	BLK	STL	PTS	AVG
2018-19	CUP	21-17	657/31.3	82-185	.443	27-95	.284	34-53	.642	34	76	110	5.2	47-0	15	37	21	21	225	10.7
2019-20	Daemen	11-0	72/6.5	12-21	.571	5-11	.455	0-0	.000	3	9	12	1.1	7-0	4	6	1	1	29	2.6
TOTAL FOR Daemen		11-0	72/6.5	12-21	.571	5-11	.455	0-0	.000	3	9	12	1.1	7-0	4	6	1	1	29	2.6
TOTAL		32-17	729/22.8	94-206	.456	32-106	.302	34-53	.642	37	85	122	3.8	54-0	19	43	22	22	254	7.9

Single Game Highs

Statistic	Value	
Points	19	vs Bloomsburg 12/18/18, vs Slippery Rock 01/09/19
Rebounds	12	at Slippery Rock 02/02/19
Assists	4	at Gannon 01/05/19
Steals	4	at Slippery Rock 02/02/19
Blocks	2	6 times
FG Made	7	vs Gannon 02/13/19
FG Attempts	16	at Indiana (PA) 01/23/19
3FG Made	3	at Millersville 12/01/18, vs East Stroudsburg 12/19/18
3FG Attempts	9	vs Gannon 02/13/19
FT Made	7	vs Slippery Rock 01/09/19
FT Attempts	10	vs Slippery Rock 01/09/19