



DAEMEN MEN'S BASKETBALL 2019-20 GAME NOTES



TWO-TIME EAST COAST CONFERENCE REGULAR SEASON CHAMPIONS // 2014 • 2019

SCHEDULE & RESULTS

(H: 15-1, A: 8-5, N: 1-1)

OCTOBER

24	@ Buffalo #	L, 111-73
26	@ Syracuse #	L, 90-71
29	Mohawk #	W, 116-54

NOVEMBER (8-1)

1	#1 NW Mo. St. %	L, 85-65
2	Mo. Western St. %	W, 68-64
8	Felician \$	W, 95-80
9	Nyack \$	W, 80-74
14	Mercyhurst	W, 67-65
16	#4 West Liberty	W, 98-83
19	Le Moyne	W, 89-79
23	Wilmington !	W, 83-81
30	@ U. Sciences	W, 83-57

DECEMBER (4-1)

4	Salem	W, 89-59
7	Roberts Wesleyan *	W, 96-70
13	@ Mercy *	W, 103-59
15	@ #24 St. Thomas Aq. *	L, 87-80
19	@ St. Rose	W, 96-88

JANUARY (5-3)

1	@ St. Anselm	L, 87-59
2	@ St. Michael's	W, 72-68
4	@ Stonehill	L, 82-76
10	Queens *	W, 65-57
12	Bridgeport *	L, 67-64
19	@ Dist. Columbia *	W, 65-61
24	Molloy *	W, 91-83
26	New York Tech *	W, 92-57

FEBRUARY (6-1)

1	@ Roberts Wesleyan *	W, 93-73
7	@ #11 Bridgeport *	L, 83-74
9	@ Queens *	W, 84-74
14	#12 St. Thomas Aq. *	W, 81-77
16	Mercy *	W, 96-79
21	Dist. Columbia *	W, 93-90
28	@ Molloy *	W, 92-78

MARCH (1-1)

1	@ New York Tech *	L, 82-85
4	Queens ^	W, 90-76
7	#18 St. Thomas Aq. ^	7:30 PM

denotes exhibition

% denotes SCB Hall of Fame Classic

\$ denotes ECC-CACC Challenge

! denotes game played at KeyBank Center

* denotes East Coast Conference

^ denotes East Coast Conference Championship Tournament

#3 DAEMEN WILDCATS

(24-7, 12-4 ECC)

@ DaemenMBB

Head Coach: Mike MacDonald (St. Bonaventure '88)

Record at Daemen: 129-50 (6th season)

Record Overall: 386-276 (23rd season)



#2 ST. T. AQUINAS SPARTANS

(23-5, 13-3 ECC)

@ STAC Spartans

Head Coach: Tobin Anderson (Wesleyan '95)

Record at STAC: 165-55 (7th season)

Record Overall: 350-184 (19th season)

GAMEDAY INFO

ECC Championship Round _____ Semifinals
Date _____ March 7, 2020
Time _____ 7:30 PM
Venue _____ UDC Sports Complex
Location _____ Washington, D.C.
Live Stats _____ eccsports.org
Live Stream _____ ECC Network

BY THE NUMBERS

Category	DC	STAC
Scoring Off.	82.6	81.3
Scoring Def.	74.5	72.4
FG% Offense	.482	.478
FG% Defense	.439	.436
3pt FG% Off.	.388	.369
3pt FG% Def.	.344	.331
Rebounds/Game	37.3	38.0
Turnovers/Game	15.2	14.9

FASTBREAK POINTS: 10 THINGS TO KNOW

1. The ECC Championship tournament shifts to our nation's capital for Saturday's semifinal games. The nightcap features third-seeded Daemen taking on second-seeded St. Thomas Aquinas for the right to advance to Sunday's tournament final.
2. Daemen is making its fifth-straight ECC tournament appearance. The Wildcats advanced to the semifinal round following a 90-76 win Wednesday night over sixth-seeded Queens. It marks the fifth-straight season that Daemen has advanced to the semifinal round. They are seeking their first tournament final appearance since 2016 – the last time the tournament was held at the UDC Sports Complex.
3. **Andrew Sischo** erupted for a career-high 47 points in Wednesday's opening round game. The 6-foot-9 redshirt junior became the first Daemen player to hit the 40-point mark since **Gerald Beverly** in 2014 and broke a 29-year old program record for single-game scoring, eclipsing the previous mark of 44 set by Rob Robinson during the 1990-91 season. Sischo shot 19-for-29 from the field, also breaking Daemen's single-game record for made field goals. For good measure, he added 15 rebounds to notch his NCAA Division II-leading 21st double-double of the season, and he brought his season point total to 750, surpassing the ECC single-season record held by **Darian Hooker** of New York Tech.
4. Daemen and St. Thomas Aquinas split their two regular season meetings with the home team winning each game. STAC struck first with an 87-80 win at Aquinas Hall, snapping Daemen's 11-game winning streak. The Wildcats bounced back with an 81-77 win at Lumsden Gymnasium on Valentine's Day in a game that was broadcast as part of the NCAA Division II Showcase.
5. The Wildcats and Spartans will be meeting in conference tournament action for the fourth time in the last five seasons. STAC knocked Daemen out of the tourney in three-straight seasons, including the 2016 final which gave the Spartans their first ECC championship.
6. STAC has been idle since their 88-83 overtime win in last Saturday's regular season finale against District of Columbia. That win locked up the No. 2 conference tournament seed for the Spartans, as well as the corresponding bye into the semifinal round. The Spartans are ranked 18th in both Division II national polls.
7. **Jeff Redband** leads the ECC in made three-pointers with 98 – the fifth highest single season total in ECC history – and three-point shooting percentage (.450). Redband is Daemen's all-time leader with 314 three-point field goals, a total that ranks third in ECC history.
8. **Joey Wallace** leads Daemen and ranks third in the ECC with 115 assists this season. He's the only player in the ECC to be averaging at least 3.5 assists and 6.0 rebounds per game. He's averaging 15.4 points, 7.9 rebounds and 5.1 assists over the last 14 games. Daemen is 17-3 this season when he records at least three assists.
9. **Breon Harris** recorded his 1,000th career point in Wednesday's win over Queens, becoming the 27th player in team history to hit the milestone. All five of Daemen's starters have now eclipsed the 1,000 point mark: Sischo (1,797), Redband (1,414), Wallace (1,122 – includes points scored while playing at Southern Connecticut State), Sarkis (1,057) and Harris (1,001).
10. Since the start of the 2013-14 season, STAC and Daemen rank first and second respectively for games won among the 14 Division II programs in New York State. STAC has won 165 games in the span while Daemen has been victorious 150 times.

PROBABLE LINEUP

STARTING FIVE	HT	YR	HOMETOWN	GP/GS	PPG	RPG	APG	MPG
G 5 Jay Sarkis	6-1	R-Sr.	Rochester, N.Y.	29/29	8.6	2.4	3.1	33.0
G 2 Breon Harris	5-9	Sr.	Niagara Falls, N.Y.	27/25	12.9	4.1	2.7	29.7
F 23 Joey Wallace	6-4	R-Sr.	Rochester, N.Y.	30/29	12.2	6.4	3.8	30.6
F 44 Jeff Redband	6-7	R-Sr.	Batavia, N.Y.	31/31	12.9	3.7	1.4	32.4
C 22 Andrew Sischo	6-9	R-Jr.	Guiderland, N.Y.	30/28	25.0	11.5	1.6	34.0

OFF THE BENCH (NEXT FIVE)

G 12 Kyle Harris	6-3	Jr.	Buffalo, N.Y.	31/9	4.3	2.8	1.0	17.9
F 25 Ryan Bradley	6-7	R-Fr.	Niagara Falls, N.Y.	19/0	2.2	1.9	0.5	8.8
G 3 Tajmin Holt	6-3	R-So.	Rochester, N.Y.	31/0	2.7	1.2	0.7	9.8
G 20 Ryan Salzberg	6-3	Fr.	Manlius, N.Y.	22/0	1.3	0.4	0.3	4.6
C 34 Chris Luke	7-0	Jr.	Cortland, N.Y.	26/2	1.2	1.2	0.1	3.9

ATHLETIC COMMUNICATIONS

Mike Miranto

Sr. Associate A.D., Operations & Communications

Email: mmiranto@daemen.edu

Office: 716-839-8385

Cell: 716-471-7626

Twitter: @coachmiranto

Website: daemenwildcats.com

NUMERICAL ROSTER


No.	Name	Yr.	Pos.	Ht.	Wt.	Hometown / High School / Previous School
2	Breon Harris	Sr.	G	5-9	170	Niagara Falls, N.Y. / Niagara Falls
3	Tajmin Holt	R-So.	G	6-3	200	Rochester, N.Y. / Rochester Early College
4	Jeffrey Duah	Sr.	G	5-7	185	Bronx, N.Y. / South Bronx
5	Jay Sarkis	R-Sr.	G	6-1	175	Rochester, N.Y. / Greece Athena
10	Donte' Williams	R-Sr.	G/F	6-4	180	Buffalo, N.Y. / Bishop Timon-St. Jude / California (Pa.)
11	Trevor Book	So.	G	6-4	175	North Tonawanda, N.Y. / North Tonawanda
12	Kyle Harris	Jr.	G	6-3	180	Buffalo, N.Y. / Park School / Erie Community College
14	Da'Shawn Hines	R-So.	G	5-10	170	Amherst, N.Y. / Amherst
15	Keith Slack	Fr.	G	5-8	155	Rochester, N.Y. / Gates Chili
20	Ryan Salzberg	Fr.	G	6-4	180	Manlius, N.Y. / Bridgton Academy
21	Josiah Chandler	Fr.	G	6-0	180	New York City, N.Y. / LaSalle Academy
22	Andrew Sischo	R-Jr.	C	6-9	240	Guilderland, N.Y. / Guilderland
23	Joey Wallace	R-Sr.	G	6-4	205	Rochester, N.Y. / Immaculate / Southern Connecticut State
24	Ziv Basden	R-So.	F	6-5	195	Nassau, Bahamas / Redemption Christian
25	Ryan Bradley	R-Fr.	F	6-7	190	Niagara Falls, N.Y. / Canisius
30	Patrick Higgins	Fr.	G	5-10	180	Pennington, N.Y. / The Pennington School
33	Joey Atkins	So.	G/F	6-4	175	Watervliet, N.Y. / Watervliet / Jefferson
34	Chris Luke	Jr.	C	7-0	250	Cortland, N.Y. / Cortland / Niagara County Community College
44	Jeff Redband	R-Sr.	F	6-7	180	Batavia, N.Y. / Batavia
51	Justin Pouppey	Fr.	G	5-10	160	Buffalo, N.Y. / St. Francis

RADIO/TV ROSTER




#2

Breon Harris
G • Sr. • 5-9
Niagara Falls, N.Y.
Niagara Falls



#3

Tajmin Holt
G • R-So. • 6-3
Rochester, N.Y.
Rochester Early College




#4

Jeffrey Duah
G • Jr. • 5-7
Bronx, N.Y.
South Bronx



#5

Jay Sarkis
G • R-Sr. • 6-1
Rochester, N.Y.
Greece Athena



#10

Donte' Williams
G/F • R-Sr. • 6-4
Buffalo, N.Y.
Bishop Timon/St. Jude




#11

Trevor Book
G • So. • 6-4
N. Tonawanda, N.Y.
N. Tonawanda




#12

Kyle Harris
G • Jr. • 6-e
Buffalo, N.Y.
Park School



#14

DaShawn Hines
G • R-So. • 5-10
Amherst, N.Y.
Amherst



#15

Keith Slack
G • Fr. • 5-8
Rochester, N.Y.
Gates Chili



#20

Ryan Salzberg
G • Fr. • 6-4
Manlius, N.Y.
Bridgton Academy



#21

Josiah Chandler
G • Fr. • 6-0
New York City, N.Y.
LaSalle Academy



#22

Andrew Sischo
C • R-Jr. • 6-9
Guilderland, N.Y.
Guilderland



#23

Joey Wallace
G • R-Sr. • 6-4
Rochester, N.Y.
Immaculate



#24

Ziv Basden
F • R-So. • 6-5
Nassau, Bahamas
Redemption Christian



#25

Ryan Bradley
F • R-Fr. • 6-7
Niagara Falls, N.Y.
Canisius



#30

Patrick Higgins
G • Fr. • 5-10
Pennington, N.Y.
The Pennington School



#33

Joey Atkins
G/F • So. • 6-4
Watervliet, N.Y.
Watervliet




#34

Chris Luke
C • Jr. • 7-0
Cortland, N.Y.
Cortland



#44

Jeff Redband
F • R-Sr. • 6-7
Batavia, N.Y.
Batavia



#51

Justin Pouppey
G • Fr. • 5-10
Buffalo, N.Y.
St. Francis

ST. THOMAS AQUINAS SCOUTING REPORT

- St. Thomas Aquinas is led by veteran head coach Tobin Anderson who has developed the Spartans into one of the premier programs in the East Coast Conference and the NCAA Division II East Region.
- Now in his seventh season at STAC, Anderson has led the program to a 165-55 overall record, three ECC tournament titles and four NCAA tournament berths. The Spartans have finished either first or second in the ECC standings in six-straight seasons.
- The Spartans return 10 players from their 2018-19 team, including four who started at least 14 games.
- Osbel Caraballo (1st team), Demetre Roberts (2nd team) and Sekou Cisse (3rd team) all return after earning All-ECC honors last winter. All three are producing again, making STAC the only team to boast three of the ECC's top 13 scorers.
- Caraballo leads the team in scoring (16.8 ppg) and ranks second among the ECC leaders in field goal percentage (.578). Roberts is scoring 15.2 points per game and shooting nearly 44% from three-point range. Cisse is getting 14.5 points per game and leads the team in rebounding (8.3 rpg).
- The Spartans get additional production from Grant Singleton (10.6 ppg, 2.1 spg) and Louis Griffith (8.4 ppg, 38% 3PT). Singleton has really come on of late, scoring 10+ points in nine of the last 10 games.
- STAC is presently ranked in both Division II national polls (NABC #18, D2SIDA #18).
- The Spartans have won 13 of their last 16 games with their only setbacks coming at Daemen and twice against Bridgeport.
- The Spartans are 14-2 in games away from home this season.

SERIES HISTORY VS. ST. THOMAS AQUINAS

All-Time Series	STAC 15-5
At Daemen	STAC 6-4
At STAC	STAC 6-1
At Neutral Site	STAC 3-0

Current Streak	Daemen won 1
Last 5 Games	STAC 3-2

Daemen	
Most Points	87, 01/16/15
Largest Victory	7, 02/02/18

STAC	
Most Points	95, 01/16/15
Largest Victory	34, 02/15/17

LAST 10 GAMES VS. ST. THOMAS AQUINAS

Date	Site	Result
01/04/17	H	W, 76-64
02/15/17	A	L, 50-84
03/04/17	N	L, 66-85
12/08/17	H	L, 73-83
02/02/18	A	W, 73-66
03/03/18	N	L, 57-60
01/25/19	H	W, 82-79 (OT)
02/22/19	A	L, 60-75
12/15/19	A	L, 80-87
02/14/20	H	W, 81-77

CURRENT ROSTER VS. ST. THOMAS AQUINAS

Player	GP	PPG	RPG	Series High Pts
B. Harris	7	12.1	3.8	22 at STAC (12/15/19)
Holt	3	1.7	-	5 vs. STAC (02/14/20)
Duah	0	-	-	-
Sarkis	10	6.2	2.2	14 vs. STAC (12/18/17)
K. Harris	2	3.0	2.0	3 at STAC (12/15/19)
Hines	1	-	-	-
Slack	1	-	-	-
Salzberg	1	-	-	-
Sischo	6	17.3	9.3	30 at STAC (12/15/19)
Wallace	2	8.5	7.0	14 vs. STAC (02/14/20)
Basden	2	1.5	0.0	3 at STAC (02/22/19)
Bradley	2	0.0	2.0	-
Luke	1	0.0	0.0	-
Redband	10	10.3	2.6	18 at STAC (12/15/19)

QUICK FACTS

Name of School	Daemen College
City / Zip	Amherst, N.Y. / 14226
Founded	1947 (as Rosary Hill College)
Enrollment	2,636
School Colors	Medium Blue, Gray & White
Nickname	Wildcats
Arena	Lumsden Gymnasium
Capacity	1,000
Affiliation	NCAA Division II
Conference	East Coast Conference (ECC)
President	Dr. Gary A. Olson
Athletic Director	Traci Murphy
Athletic Department Phone	(716) 839-8346
Athletics Website	daemenwildcats.com

COACHING STAFF

Head Coach	Mike MacDonald
Alma Mater, Yr.	St. Bonaventure, '88
Record at Daemen (years)	129-50 (6)
Career Record (years)	386-276 (23)
Office Phone	(716) 839-8380
Assistant Coach	Ryan Grandits
Assistant Coach	Matt Dyrek
Assistant Coach	Jordan Glover
Athletic Trainer (Asst. A.D. for Sports Med./Perf.)	Jeff Sage
Strength & Conditioning Coach	Katie Eschner

TEAM INFORMATION

2019-20 Record	24-7
ECC Record / Place in Standings	12-4 / 3rd
Starters Returning / Lost	4 / 1
Letterwinners Returning / Lost	10 / 5
Newcomers (Freshmen / Transfers)	10 (5 / 5)

TEAM HISTORY

First year of modern era	1986-87
Overall Record	578-442
NAIA membership	1986-87 to 2011-12
American Midwest Conference	2001-02 to 2011-12
NAIA Tournament Appearances	4
NAIA Era Record / Seasons	401-379 / 26
USCAA membership	2012-13 to 2014-15
USCAA Tournament Appearances	3
USCAA Championships / Year	1 / 2015
USCAA Era Record / Seasons	69-23 / 3
NCAA Division II transition period	2012-13 to 2014-15
NCAA Division II membership	2015-16 to Present
East Coast Conference	2013-14 to Present
East Coast Conference Record / Seasons	99-31 / 7
NCAA Tournament Appearances / Years	1 / 2019
NCAA Era Record / Seasons	108-40 / 5

2019-20 AWARDS

Andrew Sischo	ECC Preseason Player of the Year
	2x USBWA Men's Division II National Player of the Week
	5x ECC Player of the Week
	2x ECC Defensive Player of the Week
	SCB National Hall of Fame Classic All-Tournament Team
	ECC-CACC Challenge MVP
	Bevo Francis Award Top 100 Watch List
	Bevo Francis Award Top 50 Watch List
	CoSIDA Academic All-District
Jeff Redband	ECC Player of the Week
	ECC Defensive Player of the Week
Joey Wallace	2x ECC Defensive Player of the Week
Ryan Bradley	ECC Rookie of the Week
Jay Sarkis	ECC-CACC Challenge All-Tournament Team
Breon Harris	ECC-CACC Challenge All-Tournament Team
	ECC Defensive Player of the Week

DAEMEN ALL-TIME VS. EAST REGION TEAMS

	OVERALL W-L	CURRENT STREAK
EAST COAST CONFERENCE		
Bridgeport	7-8	Lost 3
District of Columbia	13-2	Won 8
Mercy	15-0	Won 15
Molloy	10-5	Won 3
New York Tech	10-4	Lost 1
Queens	14-2	Won 9
Roberts Wesleyan	41-12	Won 19
St. Thomas Aquinas	6-15	Won 1

NORTHEAST-10 CONFERENCE

Adelphi	0-0	-
American Int'l	0-0	-
Assumption	0-1	Lost 1
Bentley	0-0	-
Franklin Pierce	0-0	-
Le Moyne	3-1	Won 3
New Haven	0-1	Lost 1
Pace	1-0	Won 1
St. Anselm	1-1	Lost 1
St. Michael's	3-1	Won 2
St. Rose	3-1	Won 3
So. Connecticut St.	0-0	-
So. New Hampshire	0-0	-
Stonehill	0-1	Lost 1

CENTRAL ATLANTIC COLLEGIATE CONFERENCE

Bloomfield	0-0	-
Caldwell	4-0	Won 4
Chestnut Hill	0-0	-
Concordia	1-0	Won 1
Dominican	3-1	Won 3
Felician	3-0	Won 3
Georgian Court	0-0	-
Goldie-Beacom	2-0	Won 2
Holy Family	2-3	Lost 2
Jefferson	0-0	-
Nyack	5-1	Won 5
Post	1-0	Won 1
U. Sciences	2-0	Won 2
Wilmington	4-1	Won 3

DAEMEN ECC CHAMPIONSHIP RECORDS (INDIVIDUAL)

POINTS:	47, Andrew Sischo, Mar. 4, 2020 vs. Queens
REBOUNDS:	17, Andrew Sischo, Mar. 3, 2018 vs. St. Thomas Aq.
ASSISTS:	7, Joey Wallace, Mar. 4, 2020 vs. Queens
STEALS:	5, Breon Harris, Feb. 28, 2018 vs. Roberts Wesleyan
BLOCKS:	3, Xavier Long, Mar. 6, 2016 vs. St. Thomas Aq.
FIELD GOALS:	19, Andrew Sischo, Mar. 4, 2020 vs. Queens
3-POINTERS:	4, Jay Sarkis, Feb. 28, 2018 vs. Roberts Wesleyan
FREE THROW:	10, Arif Mehmetaj, Mar. 6, 2016 vs. St. Thomas Aq.

DAEMEN ECC CHAMPIONSHIP RECORDS (TEAM)

POINTS:	103, Mar. 5, 2016 vs. Mercy
REBOUNDS:	42, Mar. 1, 2017 vs. Dist. Columbia
ASSISTS:	16, Mar. 4, 2020 vs. Queens
STEALS:	8, Feb. 28, 2018 vs. Roberts Wesleyan 8, Mar. 9, 2019 vs. Bridgeport
BLOCKS:	5, Mar. 6, 2016 vs. St. Thomas Aq. 5, Mar. 9, 2019 vs. Bridgeport 5, Mar. 4, 2020 vs. Queens
FIELD GOALS:	34, Mar. 4, 2016 vs. Queens
3-POINTERS:	11, Mar. 5, 2016 vs. Mercy
FREE THROW:	28, Mar. 5, 2016 vs. Mercy

2019-20 BOX SCORES – DAEMEN VS. STAC

Official Basketball Box Score -- Game Totals -- Final Statistics
Daemen vs St. Thomas Aquinas
12/15/19 3:00pm at Aquinas Hall Gym - Sparkill, NY

Daemen 80 • 11-2, 2-1 ECC

#	Player	Total		3-Ptr		Rebounds			PF	TP	A	TO	Blk	Stl	Min
		FG	FGA	FG	FGA	FT	FTA	Off							
05	Sarkis, Jay	-	1-4	1-3	1-2	0	3	3	3	4	1	0	0	0	32
12	Harris, Kyle	-	1-4	0-2	1-2	0	2	2	4	3	1	0	1	1	24
22	Sischo, Andrew	-	12-18	1-3	5-7	4	9	13	4	30	2	3	0	1	35
23	Wallace, Joey	-	1-4	0-0	1-2	0	3	3	5	3	2	2	0	0	29
44	Redband, Jeff	-	5-13	4-9	4-4	0	2	2	1	18	0	2	1	1	35
02	Harris, Breon	-	7-13	3-7	5-5	1	3	4	4	22	1	2	0	1	25
03	Holt, Tajmin	-	0-1	0-0	0-0	0	0	0	2	0	0	2	0	0	3
10	Williams, Donte'	-	0-0	0-0	0-0	0	0	0	1	0	0	0	0	0	0+
15	Slack, Keith	-	0-1	0-0	0-0	0	0	0	1	0	0	1	0	0	5
20	Salzberg, Ryan	-	0-0	0-0	0-0	0	0	0	0	0	0	0	0	0	1
24	Basden, Ziv	-	0-0	0-0	0-0	0	0	0	0	0	0	0	0	0	0+
25	Bradley, Ryan	-	0-1	0-0	0-0	1	1	2	0	0	1	1	0	0	8
34	Luke, Chris	-	0-0	0-0	0-0	0	0	0	1	0	0	0	0	0	3
	Team							0	0	0					
Totals			27-59	9-24	17-22	6	23	29	26	80	8	13	2	4	200

FG % 1st Half: 12-27 44.4% 2nd half: 15-32 46.9% Game: 27-59 45.8%
3FG % 1st Half: 6-10 60.0% 2nd half: 3-14 21.4% Game: 9-24 37.5%
FT % 1st Half: 7-10 70.0% 2nd half: 10-12 83.3% Game: 17-22 77.3%

Deadball
Rebounds
2

St. Thomas Aquinas 87 • 10-1, 3-0 ECC

		Total		3-Ptr		Rebounds											
#	Player	FG	FGA	FG	FGA	FT	FTA	Off	Def	Total	PF	TP	A	TO	Blk	Stl	Min
02	Roberts, Demetre	-	7-14	-	4-7	-	5-7	0	7	7	1	23	3	6	0	1	35
05	Singleton, Grant	-	3-7	-	0-3	-	7-8	0	2	2	4	13	3	1	1	0	29
12	Cisse, Sekou	-	5-12	-	0-1	-	3-4	3	6	9	3	13	3	2	0	1	32
15	Caraballo, Osbel	-	3-5	-	0-0	-	7-8	4	7	11	3	13	1	2	0	0	26
20	Lynch, Kevin	-	6-8	-	1-2	-	0-1	1	3	4	4	13	1	2	0	0	34
01	Jamison, DeVante	-	0-0	-	0-0	-	0-0	0	0	0	0	0	0	0	0	0	2
03	Stephens, Marcus	-	1-3	-	1-3	-	0-0	0	1	1	2	3	0	1	0	0	13
10	Opoku, Kwabena	-	0-0	-	0-0	-	0-0	0	0	0	0	0	0	0	0	0	1
11	Smith, Brandon	-	0-0	-	0-0	-	0-0	0	0	0	0	0	0	0	0	0	4
13	Jordan, Jalini	-	0-0	-	0-0	-	0-0	0	1	1	0	0	1	0	0	0	1
25	Gilbert, Avante	-	3-6	-	0-0	-	3-4	0	2	2	3	9	0	1	0	0	23
	Team							1	0	1							
	Totals		28-55		6-16		25-32	9	29	38	20	87	12	15	1	2	200

FG % 1st Half: 17-30 56.7% 2nd half: 11-25 44.0% Game: 28-55 50.9%
3FG % 1st Half: 3-7 42.9% 2nd half: 3-9 33.3% Game: 6-16 37.5%
FT % 1st Half: 3-6 50.0% 2nd half: 22-26 84.6% Game: 25-32 78.1%

Deadball
Rebounds
2

Officials: Guy Pagano, Martin Herrick, Dave DeYong
Technical fouls: Daemen-None, St. Thomas Aquinas-None.
Attendance: 137
Daemen ranked in both Division II national polls: #8 NABC, #8 D2SIDA
STAC ranked in both Division II national polls: #24 NABC, #17 D2SIDA
Daemen ranked #1, STAC ranked #2 in D2SIDA East Region media poll

Score by periods	1st	2nd	Total
Daemen	37	43	80
St. Thomas Aquinas	40	47	87

Official Basketball Box Score -- Game Totals -- Final Statistics
St. Thomas Aquinas vs Daemen
02/14/20 8:00 pm at Amherst, N.Y. (Lumsden Gymnasium)

St. Thomas Aquinas 77 • 19-4, 9-2 ECC

		Total		3-Ptr		Rebounds			PF	TP	A	TO	Blk	Stl	Min
#	Player	FG-FGA	FG-FGA	FT-FTA	Off	Def	Total								
15	Osbel Caraballo	f	8-18	2-3	3-5	2	3	5	1	21	3	3	0	0	35
20	Kevin Lynch		1-4	0-2	0-0	1	1	2	1	2	0	0	0	0	17
02	Demetre Roberts	g	5-11	2-3	4-5	0	4	4	4	16	4	2	0	1	35
05	Grant Singleton		5-9	4-7	2-2	1	0	1	2	16	2	0	0	3	31
12	Sekou Cisse	g	7-11	0-1	0-1	1	7	8	4	14	3	5	0	1	30
00	Louis Griffith		0-4	0-3	0-0	0	2	2	3	0	3	2	0	1	23
01	Davante Jamison		0-0	0-0	0-0	0	0	0	0	0	0	0	0	0	2
10	Kwabena Opoku		0-0	0-0	0-0	1	0	1	0	0	0	0	0	0	3
11	Brandon Smith		0-1	0-1	0-0	0	0	0	0	0	0	0	0	0	2
22	Jamar Sudan		3-5	0-1	0-0	1	0	1	1	6	0	1	0	0	15
25	Avante Gilbert		1-3	0-0	0-0	0	0	0	3	2	0	0	0	1	7
	Team							4	2	6					
Totals			30-66	8-21	9-13	11	19	30	19	77	16	13	0	7	200

FG % 1st Half: 14-29 48.3% 2nd half: 16-37 43.2% Game: 30-66 45.5%
3FG % 1st Half: 3-9 33.3% 2nd half: 5-12 41.7% Game: 8-21 38.1%
FT % 1st Half: 0-2 0.0% 2nd half: 9-11 81.8% Game: 9-13 69.2%

Deadball
Rebounds
2

Daemen 81 • 20-6, 9-3 ECC

		Total		3-Ptr		Rebounds										
#	Player	FG	FGA	FG	FGA	FT	FTA	Off	Def	Total	PF	TP	A	TO	Blk	Stl
44	Redband, Jeff	f	4-8	3-7	0-0	0	2	2	3	11	0	1	2	2		36
22	Sischo, Andrew	c	9-11	0-0	1-1	2	6	8	4	19	3	2	1	0		34
02	Harris, Breon	c	5-8	3-6	7-7	1	4	5	3	20	1	5	0	0		35
05	Sarkis, Jay	g	4-9	4-8	0-0	0	2	2	1	12	2	4	0	0		35
23	Wallace, Joey	g	5-9	1-5	3-5	1	10	11	3	14	8	6	1	2		35
03	Holt, Tajmin		2-2	1-1	0-0	0	0	0	0	5	0	0	0	0		6
12	Harris, Kyle		0-3	0-3	0-0	1	0	1	0	0	1	0	0	0		10
25	Bradley, Ryan		0-1	0-0	0-2	0	2	2	3	0	0	1	0	0		9
	Team							0	1	1			2			
	Totals		29-51	12-30	11-15	5	27	32	17	81	15	21	4	4		200

FG % 1st Half: 16-24 66.7% 2nd half: 13-27 48.1% Game: 29-51 56.9%
3FG % 1st Half: 8-15 53.3% 2nd half: 4-15 26.7% Game: 12-30 40.0%
FT % 1st Half: 7-10 70.0% 2nd half: 4-5 80.0% Game: 11-15 73.3%

Deadball
Rebounds
2

Officials: Dennis Hartnett, Kevin O'Connell, Kevin Ferguson
Technical fouls: St. Thomas Aquinas-Sekou Cisse, Daemen-Wallace, Joey.
Attendance: 505
STAC ranked in both Division II national polls: #12 NABC, #15 D2SIDA

Score by periods	1st	2nd	Total
St. Thomas Aquinas	31	46	77
Daemen	47	34	81

DAEMEN - ECC HISTORY

Season	ECC Record	ECC Finish	Postseason
2013-14	17-3	1st / 11	N/A
2014-15	13-7	3rd / 11	N/A
2015-16	14-6	2nd / 11	Finals
2016-17	12-6	T-3rd / 10	Semifinals
2017-18	15-3	T-2nd / 10	Semifinals
2018-19	16-2	1st / 10	Semifinals
2019-20	12-4	3rd / 9	-

Daemen All-Time ECC Record: 99-31 (.762)
[Home: 55-10 (.846) | Away: 44-21 (.677)]

CURRENT ECC TEAMS SINCE 2013-14 SEASON

Team	Overall Record	ECC Record
St. Thomas Aqu.	165-55	103-27
DAEMEN	150-57	99-31
Bridgeport	140-66	97-32
Molloy	102-103	72-58
Roberts Wes.	71-122	42-88
Dist. Columbia	69-124	49-81
Queens	63-122	54-76
NY Tech	50-144	38-92
Mercy	48-139	29-101

ECC 30TH ANNIVERSARY

The East Coast Conference is celebrating 30 years as an NCAA Division II conference throughout the 2019-20 season.

"It is my honor to be Commissioner as the East Coast Conference, and before that the New York Collegiate Athletic Conference, celebrates its 30th year as an NCAA Division II athletic association," said ECC Commissioner, Dr. Robert Dranoff. "This is an athletic conference that can truly boast about success in the classroom, on the playing field, and in the community. We are proud of all the student-athletes, coaches, and administrators who have made their mark in so many ways, contributing to their institutions and to the ECC and NCAA."

The ECC was formed during the 1989-90 season under its former name, the New York Collegiate Athletic Conference. The league started with 10-members competing in nine sports (men's basketball, baseball, softball, men's soccer, men's and women's tennis, men's and women's cross country, and men's golf).

The ECC currently has 10 member institutions in New York, Connecticut, and Washington, D.C. Four charter members, Mercy College, Molloy College, New York Tech, and Queens College, have competed in the conference throughout its 30 years. In all, 20 institutions have called the ECC home since its inception.

Rebranded as the East Coast Conference before the 2006-2007 season, the league has grown to currently offer 19 championship sports, 10 of which have access to automatic bids into the NCAA Championship. The ECC has been home to 23 Division II National Championship teams and one individual National Championship, as well.



2019-20 EAST COAST CONFERENCE PRESEASON POLL

	PTS.	2018-19 RECORD
1. DAEMEN (8)	80	24-6, 16-2 ECC
2. St. Thomas Aquinas (1)	72	25-7, 15-3 ECC
3. Bridgeport	64	18-13, 11-7 ECC
4. Molloy	53	21-10, 14-4 ECC
5. Dist. Columbia	40	15-14, 8-10 ECC
6. Roberts Wesleyan	28	16-14, 10-8 ECC
T7. New York Tech	23	3-24, 3-15 ECC
T7. Queens	23	7-12, 7-11 ECC
9. Mercy	22	8-18, 6-12 ECC
() - First Place Votes		

2019-20 EAST COAST CONFERENCE STANDINGS

	CONFERENCE		OVERALL		Streak	Last 10
	W-L	PCT	W-L	PCT		
Bridgeport	15-1	.938	23-3	.885	W-2	9-1
St. Thomas Aquinas	13-3	.813	23-5	.821	W-1	7-3
DAEMEN	12-4	.750	24-7	.774	W-1	8-2
Molloy	8-9	.438	12-10	.429	W-1	8-6
New York Tech	6-10	.375	7-22	.241	L-1	4-6
Queens	6-10	.375	8-19	.296	L-2	4-6
Dist. Columbia	6-10	.375	11-17	.393	L-1	3-7
Roberts Wesleyan	4-12	.250	7-20	.259	W-3	4-6
Mercy	3-13	.288	8-24	.252	L-2	3-9

ECC STATISTICAL RANKS

Scoring Offense	2nd (82.6)
Scoring Defense	2nd (74.5)
FG Percentage	1st (.482)
FG Percentage Defense	3rd (.439)
Free Throw Percentage	2nd (.752)
3pt FG Percentage	1st (.388)
3pt FG Percentage Defense	5th (.344)
3pt FG Made	1st (9.7)
Offensive Rebounds	7th (10.3)
Defensive Rebounds	4th (27.1)
Total Rebounds	6th (37.3)
Rebounding Margin	3rd (+4.2)
Blocked Shots	2nd (3.6)
Assists	4th (14.9)
Steals	4th (7.1)

DAEMEN VS. CONFERENCES

vs. Central Atlantic Collegiate Conf.	4-0
vs. East Coast Conf.	13-4
vs. Mid-America Intercollegiate Athletics Assoc.	1-1
vs. Mountain East Conf.	1-0
vs. NCAA Div. II Independent	1-0
vs. Northeast 10 Conf.	3-2
vs. Pennsylvania State Athletic Conf.	1-0

WHAT A RIDE

The 2018-19 season was one for the record books at Daemen as the Wildcats captured their second East Coast Conference regular season title, sat atop the regional rankings for much of the campaign, ascended into the top-25 national polls for the first time as an NCAA Division II member and garnered the program's first-ever NCAA Tournament bid. The Wildcats rattled off wins in 11 of their first 12 games, including a 78-72 defeat of previously unbeaten St. Anselm who came into the Jan. 2 contest ranked No. 4 in both Division II national polls. Daemen embarked on a 10-game winning streak beginning in mid-January, a stretch that vaulted them to the top of the regional poll and as high as No. 10 (D2SIDA) and No. 13 (NABC) in the top-25 national polls. It marked the Wildcats' longest winning streak since the 2013-14 season when they won 14 consecutive games. The Wildcats wrapped up the ECC regular season title with a 93-71 defeat of Bridgeport on March 3. They entered the ECC Championship tournament as the No. 1 seed, but were upset by fourth-seeded Bridgeport in game played at UB's Hubbell Gymnasium. Despite the conference tournament loss, Daemen was awarded an at-large bid to the NCAA Tournament, earning the No. 5 seed to the East Region Championship. They made their

NCAA tourney debut March 16, but saw their season come to an end with a 72-67 loss to fourth-seeded New Haven. The team's 24 wins this season were the most since their transition to NCAA Division II.

GREAT ECC-XPECTATIONS

For the first time since joining the East Coast Conference, the league's coaches have predicted a first-place finish for Daemen. The Wildcats sit atop the 2019-20 ECC preseason poll which was released in late October. Daemen amassed 80 total points in the poll, grabbing eight of nine first-place votes. St. Thomas Aquinas College picked up the remaining first-place vote, finishing with 72 points in the poll to sit at No. 2. The University of Bridgeport (64 points) and defending ECC tournament champion Molloy College (53 points) round out the top four teams. Daemen holds a 99-31 all-time record in ECC contests dating back to the 2013-14 season. Only St. Thomas Aquinas (103-27) holds more wins in ECC games during that time frame. The Wildcats have finished third or better in all six seasons since joining the league.

ECC CHAMPIONSHIP INFORMATION



FIRST ROUND – CAMPUS SITES – WEDNESDAY, MARCH 4

#3 Daemen 90, #6 Queens 76 7 PM Amherst, N.Y.
 #4 Molloy 68, #5 New York Tech 61 7 PM Rockville Centre, N.Y.

SEMIFINALS – UDC SPORTS COMPLEX – SATURDAY, MARCH 7

#1 Bridgeport vs. #4 Molloy 5 PM Washington, D.C.
 #2 St. Thomas Aquinas vs. #3 Daemen 7:30 PM Washington, D.C.

FINALS – UDC SPORTS COMPLEX – SUNDAY, MARCH 8

TBA vs. TBA 2:30 PM Washington, D.C.

ECC BASKETBALL CHAMPIONSHIP FINALS TO STREAM ON ESPN

West Babylon, N.Y. - On Friday morning the NCAA announced that the finals of the East Coast Conference Men's and Women's Basketball Championships will be streamed nationally on ESPN.com and the ESPN app as part of the NCAA Division II Showcase.

The finals of the ECC Men's and Women's Basketball Championships will take place on Sunday, March 8 at the UDC Sports Complex on the campus of the University of the District of Columbia in Washington, D.C. The women's final begins at 12:05 p.m., while the men tip-off at 2:35 p.m. This marks the third time the finals of an ECC Championship has been featured as part of the Division II Showcase. The conference's men's and women's lacrosse championships were chosen in both 2017 and 2019.

Six teams qualify for the championship tournament in both men's and women's basketball. The first round will take place on campus sites on March 4. The semifinals will also take place in Washington, D.C. on March 7. Participating teams and the official brackets will be revealed on www.eccsports.org at the conclusion of regular season play this coming weekend.

ESPN3 is ESPN's live multiscreen sports network, a destination that delivers thousands of exclusive sports events annually. It is accessible on espn.com and the ESPN App across computers, smartphones, tablets and connected streaming devices. The network is available at no additional cost to fans who receive a pay-TV subscription from an affiliated provider. The network is also available at no cost to U.S. college students and U.S.-based military personnel via computers, smartphones, and tablets connected to on-campus educational and on-base military broadband and Wi-Fi networks.

DAEMEN HISTORY IN ECC CHAMPIONSHIP

2016 (Mar. 5) #2 Daemen 103, #6 Mercy 102 (Mar. 6) #1 St. Thomas Aquinas 80, #2 Daemen 63	Semifinals Finals	Washington, D.C. Washington, D.C.
2017 (Mar. 1) #4 Daemen 73, #5 Dist. Columbia 71 (Mar. 4) #1 St. Thomas Aquinas 85, #4 Daemen 66	1st Round Semifinals	Amherst, N.Y. Bridgeport, Conn.
2018 (Feb. 28) #3 Daemen 75, #6 Roberts Wesleyan 69 (Mar. 3) #2 St. Thomas Aquinas 60, #3 Daemen 57	1st Round Semifinals	Amherst, N.Y. Rochester, N.Y.
2019 (Mar. 9) #4 Bridgeport 79, #1 Daemen 77	Semifinals	Bridgeport, Conn.
2020 (Mar. 4) #3 Daemen 90, #6 Queens 76	1st Round	Amherst, N.Y.

DAEMEN WIN-LOSS RECORDS IN ECC CHAMPIONSHIP RECORD

Overall: 4-4 (.500)

First Round: 3-0 (1.000)

Semifinals: 1-3 (.250)

Finals: 0-1 (.000)

As #1 Seed: 0-1 (.000)

As #2 Seed: 1-1 (.500)

As #3 Seed: 2-1 (.667)

As #4 Seed: 1-1 (.500)

Home: 3-0 (1.000)

Away: 0-1 (.000)

Neutral Site: 1-3 (.250)

At Washington, D.C.: 1-1 (.500)

At Bridgeport, Conn.: 0-2 (.000)

At Rochester, N.Y.: 0-1 (.000)

BY THE NUMBERS

Overall Appearances: 5

Consecutive Appearances: 5 (2016-2020)

Finals Appearances: 1 (2016)

Semifinals Appearances: 5 (2016, 2017, 2018, 2019, 2020)

ECC CHAMPIONSHIP HISTORY

Year	Champion	Runner-Up	Score	Outstanding Player
2019	Molloy	Bridgeport	90-86 (OT)	Nick Corbett, MOL
2018	St. Thomas Aquinas	Bridgeport	82-65	Justin Reyes, STAC
2017	St. Thomas Aquinas	Molloy	97-86 (OT)	Charlie Marquardt, MOL
2016	St. Thomas Aquinas	Daemen	80-63	Chaz Watler, STAC
2015	Bridgeport	St. Thomas Aquinas	82-78	Willie Williams III, UB
2014	Bridgeport	St. Thomas Aquinas	94-73	JoJo Swift, UB
2013	Bridgeport	Dowling	61-53	JoJo Swift, UB
2012	C.W. Post	Bridgeport	86-67	Stefan Bonneau, CWP
2011	C.W. Post	Bridgeport	68-64	Stefan Bonneau, CWP
2010	Bridgeport	C.W. Post	70-61	Steve Martin, UB
2009	C.W. Post	Bridgeport	62-56	Nick Carter, CWP
2008	C.W. Post	Adelphi	60-57	Jonathan Schmidt, CWP
2007	Adelphi	C.W. Post	61-58	Kimani Blaze, ADE
2006	Adelphi	Bridgeport	74-62	Kimani Blaze, ADE
2005	Queens	Philadelphia	82-74	John Sikiric, QC
2004	C.W. Post	Philadelphia	77-65	Gerry McNair, CWP
2003	Adelphi	C.W. Post	70-57	Wayne Nelson, ADE
2002	Queens	NYIT	80-63	Phil Lyons, QC
2001	Adelphi	Philadelphia	94-78	Ryan McCormack, ADE
2000	St. Rose	Molloy	90-72	Nate Connolly, STR
1999	Adelphi	St. Rose	75-73 (OT)	Yaacov Williams, ADE
1998	St. Rose	Adelphi	75-70	Damon Reed, STR
1997	St. Rose	Adelphi	84-64	Ralph Bucci, STR
1996	Adelphi	St. Rose	77-76	Danny Gimpel, ADE
1995	St. Rose	Adelphi	90-68	Garth Joseph, STR
1994	Philadelphia	C.W. Post	56-54	n/a
1993	Philadelphia	St. Rose	85-75	n/a
1992	Philadelphia	St. Rose	79-66	n/a
1991	C.W. Post	Dowling	70-68	Jason Waters, CWP
1990	C.W. Post	Dowling	91-76	Jimmy Feagins, CWP



MIKE MACDONALD

HEAD COACH • SIXTH SEASON • ST. BONAVENTURE, '88

The 2019-20 season will mark Mike MacDonald's sixth year as the Head Men's Basketball Coach at Daemen College. All he's done over the last half-decade is lead the Wildcats to the second-most wins among all Division II programs in New York State. Since being introduced as the sixth head coach in the modern history of the program on September 16, 2014, MacDonald has guided the Wildcats to a 105-43 overall record, wins in nearly 75 percent of their conference games (70-24 record) and five top-three finishes in the East Coast Conference standings.

MacDonald holds more than 30 years of collegiate coaching experience, including the last 22 as a head coach. In that time, he's compiled a record of 361-269 (.573 winning percentage) as a head coach, while also graduating 83 of the 86 seniors he has ever coached.

The 2018-19 season was the team's finest since transitioning to the NCAA Division II level. MacDonald led the Wildcats to a 24-6 record and the program's second ECC regular-season title. The Wildcats spent a combined 16 weeks ranked in the National Association of Basketball Coaches (NABC) and Division II Sports Information Directors of America (D2SIDA) top-25 national polls, and earned their first-ever NCAA tournament berth.

MacDonald recorded milestones and received several accolades along the way in 2018-19. His 350th career win came in dramatic fashion on January 18 as junior guard Breon Harris scored five points in the final 21 seconds to lift the Wildcats past Mercy 75-74. His 100th win at Daemen came February 10, placing MacDonald among an elite fraternity of coaches who have achieved at least 100 wins while coaching in each of the NCAA's three divisions. That achievement propelled him to HoopDirt.com Division II Coach of the Week honors, and he went on to be named the ECC Coach of the Year, the NABC District Coach of the Year and the Basketball Coaches Association of New York (BCANY) Division II Coach of the Year.

The Wildcat faithful become familiar with MacDonald's fiery style during the 2014-15 season as the veteran mentor guided Daemen to its fourth straight 20-win season, including a 13-7 mark in the East Coast Conference, good for a third-place finish in the final league standings. The fireworks got started before the season even officially began as MacDonald led the Wildcats to an 83-81 win in overtime over Canisius College in an exhibition game on November 11, 2014 at the Koessler Athletic Center. It was Daemen's first-ever victory against an NCAA Division I opponent.

MacDonald's official Daemen debut came just days later as his Wildcats walloped Concordia College (N.Y.), 88-50, in the opening round of the ECC-CACC Challenge before a raucous home crowd at Lumsden Gymnasium. MacDonald would go on to lead the team to wins in his first nine home games, extending the program's NCAA Division II-best home-court winning streak to 44 consecutive before a buzzer-beating three-pointer in overtime by eventual ECC Player of the Year Darian Hooker lifted N.Y. Institute of Technology past Daemen (85-84) to snap the streak on January 24, 2015.

Despite losing two starters to season-ending injuries, including first-team All-ECC selection Torrence Dyck, MacDonald helped the Wildcats advance to the postseason. With Daemen's teams still ineligible for ECC and/or NCAA Division II postseason, Daemen elected to partake in the United States Collegiate Athletic Association (USCAA) Division I National Championships in Uniontown, Pa., entering the tournament as the No. 1 overall seed. While there, MacDonald guided Daemen to wins over No. 8 Indiana-South Bend (69-63), No. 4 Concordia College (Ala.) (68-63) and No. 3 Rochester College (Mich.) (77-53) to capture the program's first USCAA national title, riding USCAA Division I Player of the Year and National Championships MVP Gerald Beverly to the tourney crown.

At the conclusion of the 2014-15 season, MacDonald was named the BCANY Division II Coach of the Year.

The 2015-16 season marked Daemen's first as a full-fledged NCAA Division II member, and it presented its share of challenges. Starting guards Supreme Hannah and Nick Petrucelli were lost to season-ending injuries, but that didn't stop MacDonald from leading the team to new and unprecedented heights. After opening the season with just three wins in their first eight outings, the Wildcats hit their stride after the calendar turned to January, scoring 15 wins in the final 19 games of the regular season.

A 94-81 win over Mercy on January 9 jump-started what turned out to be a nine-game winning streak. Included in the string was a miraculous 98-96 win over Roberts Wesleyan on January 12. Dyck's driving layup with four seconds remaining gave Daemen the lead after erasing a 22-point deficit over the final six minutes of the contest.

Daemen's 14-6 league record was good for a second-place finish in the final regular season standings, earning them the No. 2 seed and a bye into the semifinal round of the ECC Tournament which would mark the program's first-ever postseason berth at the NCAA Division II level. Taking on sixth-seeded Mercy in the semis, Daemen came through with a 103-102 win in overtime, advancing to the tournament finals. There, the Wildcats' season came to an end against top-seeded St. Thomas Aquinas.

The 2016-17 season saw MacDonald lead the Wildcats to 5-0 start out of the gates, including the veteran coach's 300th career win which came at Edinboro University (90-79) on November 23.

MacDonald's team would rebound from a four-game slide to rattle off 11 wins in 13 outings between mid-December and Early-February. Included in the stretch was a 67-64 win over No. 23 St. Thomas Aquinas on January 4 - the Wildcats' first-ever victory against a ranked opponent at the NCAA Division II level. The Wildcats would go on to close the regular season at 18-8 overall and 12-6 in ECC play; the team's 12 league wins placed them fourth in the final ECC regular season standings.

Making their second straight ECC Tournament appearance, MacDonald led the Wildcats to a 73-71 win over fifth-seeded District of Columbia in the opening round. The win pushed the Wildcats' home record to 14-2 on the season, tying the team record for home wins in a season. The 2016-17 campaign came to an end in the semifinal round of the tournament where top-seeded St. Thomas Aquinas emerged victorious.

Before arriving at Daemen, MacDonald spent eight years leading the men's basketball team at Medaille College (2006-14) where he transformed the program into a regional contender at the NCAA Division III level. Inheriting a program that went 4-46 in the two years prior to his arrival, MacDonald's version of the Mavericks averaged 18 wins per season, while advancing to the postseason six times.

THE MACDONALD FILE

Daemen College

Head Coach (2014-Present)

Medaille College

Head Coach (2006-14)

Canisius College

Head Coach (1997-06)

Canisius College

Assistant Coach (1988-97)

MACDONALD YEAR-BY-YEAR

1997-98.....	13-14, 9-9 MAAC
1998-99.....	15-12, 11-7 MAAC
1999-00.....	10-20, 8-10 MAAC
2000-01.....	20-11, 9-9 MAAC
2001-02.....	10-20, 5-13 MAAC
2002-03.....	10-18, 6-12 MAAC
2003-04.....	10-20, 5-13 MAAC
2004-05.....	11-18, 8-10 MAAC
2005-06.....	9-20, 6-12 MAAC
2006-07.....	11-14, 7-11 AMCC
2007-08.....	15-13, 9-9 AMCC
2008-09.....	21-7, 14-4 AMCC
2009-10.....	24-5, 16-4 AMCC
2010-11.....	21-8, 15-3 AMCC
2011-12.....	25-3, 17-1 AMCC
2012-13.....	18-11, 13-5 AMCC
2013-14.....	14-12, 13-5 AMCC
2014-15.....	21-10, 13-7 ECC
2015-16.....	19-10, 14-6 ECC
2016-17.....	19-9, 12-6 ECC
2017-18.....	22-8, 15-3 ECC
2018-19.....	24-6, 16-2 ECC
2019-20.....	24-7, 12-4 ECC

OVERALL RECORD (23 seasons).....386-276 (.583)

CANISIUS RECORD (9 seasons).....108-153 (.414)

MEDAILLE RECORD (8 seasons).....149-73 (.671)

DAEMEN RECORD (6 seasons).....129-50 (.721)

GAME #32 // DAEMEN VS. ST. THOMAS AQUINAS // ECC CHAMPIONSHIP SEMIFINALS // MAR. 7, 2020 // UDC SPORTS COMPLEX

Medaille's emergence as a Division III power in the Northeast was cemented in MacDonald's final five seasons there, as he led the Mavericks to more wins (101) than any other Division III team in New York State, while ranking 17th nationally in wins during the same time frame.

MacDonald was named the Allegheny Mountain Collegiate Conference Coach of the Year on four occasions (2006-07, 2008-09, 2009-10, 2011-12). He left Medaille as the school's all-time leader in wins (149) and winning percentage (.671).

Prior to his stint at Medaille, MacDonald served as the head coach at Canisius College from 1997-2006, guiding the Golden Griffins to 108 wins which ranks him third in program history for coaching victories. While there, he was one of only five coaches in that program's storied history to orchestrate a 20-win season, and was named the 2000-01 BCANY Division I Co-Coach of the Year.

Before being elevated to the head coaching post at Canisius, MacDonald had been the Golden Griffins' top assistant coach under John Beilein, now the head coach of the NBA's Cleveland Cavaliers. In that role, MacDonald helped Canisius reach the 1996 NCAA Tournament in addition to two National Invitational Tournament appearances.

In addition to his coaching accomplishments, MacDonald brings a strong connection to the local community. His teams have been active with a number of community organizations in the greater Buffalo community and beyond, including the Boys and Girls Clubs of Buffalo, Blessed Sacrament Athletic Club and Coaches vs. Cancer. MacDonald and several of his players have also worked with the Drug Enforcement Administration and Mayor Byron Brown's office on the "Game Changers" program which provides academic and athletic opportunities for inner-city youths during the summer months.

A 1988 graduate of Saint Bonaventure University, MacDonald resides in Amherst with his wife Maura (nee Heary). The couple has raised four children - Matthew, Patrick, Nicholas and Mark. Matthew served as team captain during his collegiate career at the University of Pennsylvania and is now a player development assistant with the Brooklyn Nets. Patrick was a Division III All-American while playing at the State University of New York Maritime College, and is now enlisted in the United States Navy. Nicholas is a freshman on the basketball team at Niagara University.



MACDONALD VS. OPPONENTS

(Daemen tenure only)

Bridgeport.....	5-8	Lake Erie.....	1-1	Rochester (Mich.).....	1-0
Caldwell.....	2-0	Le Moyne.....	1-0	Saint Anselm.....	1-1
Concordia (Ala.).....	1-0	LIU Post.....	7-3	Saint Edward's.....	1-1
Concordia (N.Y.).....	1-0	Mercy.....	13-0	Saint Michael's.....	3-1
Dallas Baptist.....	1-0	Mercyhurst.....	1-4	Saint Rose.....	3-1
District of Columbia.....	11-2	Missouri Western State.....	1-0	Saint Thomas (Fla.).....	1-0
Dominican (N.Y.).....	3-0	Molloy.....	8-4	Saint Thomas Aquinas.....	4-11
Dowling.....	4-0	Nyack.....	3-0	Salem (W.Va.).....	2-0
Edinboro.....	3-0	New Haven.....	0-1	Slippery Rock.....	2-2
Felician.....	3-0	New York Tech.....	9-3	Stonehill.....	0-1
Holy Family.....	0-2	Northwest Missouri State.....	0-1	U. Sciences.....	1-0
Indianapolis.....	0-1	Post.....	1-0	Washington Adventist.....	1-0
Indiana-South Bend.....	1-0	Queens (N.Y.).....	10-2	West Liberty.....	1-0
		Roberts Wesleyan.....	13-0	Wilmington (Del.).....	3-0

MACDONALD VS. CONFERENCES

(Daemen tenure only)

Central Atlantic Collegiate Conference.....	16-2
Chicagoland Collegiate Athletic Conference.....	1-0
East Coast Conference.....	83-28
Great Lakes Valley Conference.....	0-1
Great Midwest Athletic Conference.....	1-1
Lone Star Conference.....	2-1
Mid-America Intercollegiate Athletic Assoc.....	1-1
Mountain East Conference.....	1-0
Northeast-10 Conference.....	8-5
Pennsylvania State Athletic Conference.....	6-6
The Sun Conference.....	1-0

MACDONALD VS. DIV. II REGIONS

(Daemen tenure only)

Atlantic Region.....	9-6
Central Region.....	1-1
East Region.....	107-34
Midwest Region.....	1-2
South Central Region.....	2-1

MACDONALD VS. NON-DIV. II OPP.

(Daemen tenure only)

NAIA.....	4-0
USCAA.....	4-0

MACDONALD IN POSTSEASON

(Daemen tenure only)

Overall.....	7-4
USCAA Tournament.....	3-0
NCAA Tournament.....	0-1
ECC Tournament.....	4-4

MACDONALD GAME SPLITS

(Daemen tenure only)

Home.....	76-14
Away.....	45-30
Neutral.....	8-6

TWO-TIME EAST COAST CONFERENCE REGULAR SEASON CHAMPIONS // 2019 NCAA TOURNAMENT

WILDCATS BY THE NUMBERS			
DOUBLE DIGIT SCORING	19-20	ECC	CAREER*
BASDEN	-	-	1
BOOK	-	-	2
B. HARRIS	20	12	53
K. HARRIS	5	-	5
REDBAND	20	11	74
SALZBERG	1	1	1
SARKIS	11	7	50
SISCHO	30	16	82
SLACK	4	2	4
WALLACE	18	13	18
HOLT	1	1	1
20+ POINT GAMES	19-20	ECC	CAREER*
B. HARRIS	4	2	10
REDBAND	6	3	13
SARKIS	2	2	7
SISCHO	23	12	44
WALLACE	3	3	3
10+ REB GAMES	19-20	ECC	CAREER*
B. HARRIS	1	-	1
LUKE	1	1	1
REDBAND	1	1	3
SISCHO	21	11	46
WALLACE	3	3	3
5+ ASSIST GAMES	19-20	ECC	CAREER*
B. HARRIS	-	4	3
K. HARRIS	1	-	1
REDBAND	-	-	3
SARKIS	10	4	27
SISCHO	1	-	1
WALLACE	13	11	13
10+ ASSIST GAMES	19-20	ECC	CAREER*
SARKIS	-	-	1
5+ BLOCK GAMES	19-20	ECC	CAREER*
SISCHO	1	-	1
5+ STEAL GAMES	19-20	ECC	CAREER*
B. HARRIS	1	1	6
DOUBLE-DOUBLES	19-20	ECC	CAREER*
B. HARRIS	1	-	1
REDBAND	1	1	2
SISCHO	21	11	46
WALLACE	2	2	2
GAMES STARTED	19-20	CAREER	CONSEC.
B. HARRIS	25	72	18
K. HARRIS	9	9	-
LUKE	2	2	-
REDBAND	31	116	33
SARKIS	29	105	23
SISCHO	28	72	3
SLACK	1	1	-
WALLACE	29	29	16
DUAH	1	1	1

* INCLUDES GAMES PLAYED FOR DAEMEN ONLY

BECOMING THE NORM

Daemen's 81-77 win over St. Thomas Aquinas on Feb. 14 was their 20th of the season. It marks Daemen's seventh 20-win campaign in the last nine seasons. Daemen has not won less than 19 games in a season since the 2010-11 campaign. Finishing the 2018-19 season at 24-6, that marked the program's most in a season since going 27-6 during the 2012-13 campaign, a year before the Wildcats began play as members of the East Coast Conference.

GOING STREAKING

Daemen has embarked on four winning streaks of at least nine games since the start of the 2018-19 season. Most recently, the Wildcats put together an 11-game winning streak, covering games played Nov. 2 through Dec. 13. The streak came to an end Dec. 15 following a seven-point loss to arch-nemesis St. Thomas Aquinas. The recent streak ranks as the longest of Daemen's NCAA Division II era (2015-present), and it also ranked as the longest streak in Division II and the second-longest across all NCAA divisions at the time it was broken.

NATIONAL SPOTLIGHT

For the first time as a member of NCAA Division II, Daemen opened the season as a nationally-ranked team. The Wildcats were ranked in both preseason national polls for Division II (NABC poll No. 22; D2SIDA poll No. 18), and have since risen as high as No. 8 in the NABC and D2SIDA polls, marking their highest ascent in both. Daemen had been ranked in 14 successive NABC polls, and 15 out of the 16 D2SIDA polls dating back to last January, before falling out of the national rankings in early January of 2020.

DEFENDING THE DEN

Daemen is 15-1 at home this season, equaling the program record for home wins which was just set last season. It's the eighth time in the last nine seasons that Daemen has won 10+ home contests. The Wildcats have won 37 of their last 40 home games dating back to the 2017-18 season. They recently had a 17-game home winning streak - their longest since winning 44-straight from 2011-15. The recent streak was the fifth-longest home winning streak in Division II when it was snapped Jan. 12 vs. Bridgeport. Daemen is also unbeaten in 16 straight non-conference home games. Since joining the ECC (2013-14 season), Daemen is 55-10 in home conference games (.846 winning percentage). Since the start of the 2011-12 season, Daemen is 112-15 at home (.882 winning percentage). Of those 15 losses, seven have been decided by three points or fewer, including three by just a single point.

NCAA REGIONAL RANKINGS

Daemen is No. 7 in the official East Region rankings released this week by the NCAA Regional Advisory Committee. The NCAA publishes rankings for all eight regions in the three weeks leading up to the NCAA tournament selection show. This week's poll includes:

1. Bridgeport
2. St. Thomas Aquinas
3. Jefferson
4. St. Anselm
5. Le Moyne
6. Stonehill
7. **DAEMEN**
8. Dominican
9. Franklin Pierce
10. Pace

TEAM STATISTICS						
	ALL GAMES	HOME	AWAY	NEUTRAL	NON-CONFERENCE	CONFERENCE
RECORD	24-7	14-1	8-5	1-1	11-3	12-4
SCORING	2471	1279	1059	133	1120	1351
POINTS/GAME	82.4	85.3	81.5	66.5	80.0	84.4
SCORING MARGIN	+8.0	+11.9	+5.9	-8.0	+4.9	+10.7
FG-ATT	882-1831	456-935	382-801	44-95	405-840	477-991
FG %	.482	.488	.477	.463	.482	.481
3-PT FG-ATT	294-759	152-396	125-317	17-46	130-356	164-403
3-PT %	.387	.384	.394	.370	.365	.407
3-PT MADE/GAME	9.8	10.1	9.6	8.5	9.3	10.3
FT-ATT	413-551	215-286	170-228	28-37	180-250	233-301
FT %	.750	.752	.746	.757	.720	.774
REBOUNDS	1120	591	470	59	512	608
REB/GAME	37.3	39.4	36.2	29.5	36.6	38.0
REB MARGIN	+4.1	+5.9	+2.4	+2.5	+4.3	+4.0
ASSISTS	446	231	192	23	199	247
ASSISTS/GAME	14.9	15.4	14.8	11.5	14.2	15.4
TURNOVERS	465	228	198	39	230	235
TO/GAME	15.5	15.2	15.2	19.5	16.4	14.7
TO MARGIN	-0.4	+0.1	-0.1	-6.5	-0.5	-0.3
AST/TO RATIO	1.0	1.0	1.0	0.6	0.9	1.1
STEALS	217	102	107	8	99	118
STL/GAME	7.2	6.8	8.2	4.0	7.1	7.4
BLOCKS	106	57	47	2	50	56
BLK/GAME	3.5	3.8	3.6	1.0	3.6	3.5

TUNE UPS

In preparation for the 2019-20 regular season, Daemen played a trio of exhibition contests, including two against highly-touted Division I programs Buffalo and Syracuse. Despite having just seven days of practice under their belt, Daemen opened the brief exhibition season with a 111-73 loss against a Buffalo team that spent the majority of the 2018-19 season ranked among the top-25 teams in the country, finishing the year with a 32-4 overall record and a trip to the second round of the NCAA tournament. Less than 48 hours later the Wildcats made their first-ever appearance at the iconic Carrier Dome on the campus of SU, falling to the Orange and legendary head coach Jim Boeheim 90-71. It left as a decent a feeling as one can have following a 19-point defeat at the Wildcats played SU even (43-43) over the final 20 minutes. The exhibition slate wrapped up on Oct. 29 with Daemen blasting Mohawk (116-54) out of the Ontario Colleges Athletic Association. Andrew Sischo led the Wildcats by averaging 18.3 points and 10.3 rebounds over the three contests. He put up 28 points and 12 rebounds against Buffalo, numbers that no player has achieved against the Bulls in the last three seasons, and followed up with another double-double (15 points, 12 rebounds) at Syracuse. Breon Harris netted a team-high 23 points at the Carrier Dome, and finished the exhibition slate averaging 10.7 points per game. Newcomer Joey Wallace also made his presence felt, averaging 10.0 points, 4.0 rebounds and 3.3 assists per game.

NATIONAL HALL OF FAME CLASSIC

Daemen opened the 2019-20 season in

prestigious fashion as they were selected to take part in the Small College Basketball National Hall of Fame Classic held at the St. Joseph (Mo.) Civic Arena. In a battle of nationally-ranked teams, Daemen fell 85-65 in their season opener against No. 1 Northwest Missouri State. The Bearcats, who have won two of the last three national titles, extended their winning streak to 39 games, despite being outscored (55-54) over the middle 30 minutes of the contest. Daemen's Andrew Sischo impressed against the highly-touted Bearcats as he recorded the 26th double-double of his career, finishing with 24 points and 15 rebounds. The Wildcats regrouped for a come-from-behind win the following night against Missouri Western State, the quasi-tournament host playing less than 10 miles from their campus. A game-closing 15-6 run over the final 5:29 lifted the Wildcats past the Griffons. Newcomer Kyle Harris netted the go-ahead bucket at the 1:41 mark, part of his 11-point outing off the bench.

ECC-CACC CHALLENGE DOMINANCE

Daemen continued its winning ways at the ECC-CACC Challenge, earning home victories over Felician (95-80) on Nov. 8, and Nyack (80-74) on Nov. 9. Both games featured come-from-behind efforts. The Wildcats erased a 17-point first-half deficit in the win over Felician. After trailing by 11 at halftime, Daemen erupted for 56 second-half points, outscoring the Golden Falcons by 26 in the period. Andrew Sischo (31 points, 19 rebounds) scored 22 second-half points to lead the surge. Sischo was at it again vs. Nyack, finishing with 34 points and 17 boards en route to tournament MVP honors. He was joined on the all-tournament team by senior guards Jay Sarkis and Breon Harris.

HURST CURSE DASHED

Daemen exorcised some demons with a 67-65 defeat of Mercyhurst on Nov. 14. It marked the Wildcats' first win over Lakers since 2013, and just their second in the series overall. Andrew Sischo produced a double-double (22 points, 11 rebounds) and Joey Wallace put up 18 points, five boards, three assists and two steals to lead the way. The Wildcats and Lakers have met in seven successive seasons with five of those contests being decided by six points or less.

TOPPLING THE TOPPERS

Daemen posted a wire-to-wire 98-83 win over nationally-ranked West Liberty on Nov. 16. The Hilltoppers came into the game ranked in the top-five of both national polls for Division II (No. 4 NABC; No. 3 D2SIDA), and have routinely been among the nation's highest scoring teams, including in 2018-19 when they ranked first in scoring (100.9 ppg). The Hilltoppers came in averaging 130.5 points per game following two lopsided wins over Mansfield and Shaw, but Daemen was the aggressor from the get-go and built an 18-point advantage late in the first half. West Liberty would cut the deficit to seven points several times in the second half, but Daemen charged back and eventually cruised to the 15-point win. Andrew Sischo was dominant inside (29 points on 12-of-13 shooting, 18 rebounds), and the Wildcats got additional scoring from Joey Wallace (19 points), Breon Harris (17), Kyle Harris (11) and Jeff Redband (10).

SCORING BREAKDOWN (DAEMEN/OPPONENT)

GAME	PTS IN PAINT	PTS OFF TOs	2ND CH. PTS	1ST HALF	2ND HALF	OT	FT	FB	STARTERS	BENCH
vs. NW Missouri St.	24/34	0/25	12/4	27/39	38/46	-	16/14	0/8	49/74	16/11
vs. Missouri Western	22/32	18/23	9/13	32/34	36/30	-	12/14	16/26	52/42	16/22
FELICIAN	50/36	14/15	6/11	39/50	56/30	-	12/13	24/32	76/62	19/18
NYACK	30/32	9/16	8/11	39/38	41/36	-	15/13	12/24	75/29	5/35
MERCYHURST	28/24	16/12	14/8	29/32	38/33	-	16/11	8/2	54/43	13/22
WEST LIBERTY	40/40	28/19	18/16	57/45	41/38	-	14/13	24/20	86/62	12/21
LE MOYNE	44/14	18/15	11/8	43/40	46/39	-	11/11	10/8	67/57	22/22
WILMINGTON	34/26	19/16	13/9	37/40	46/41	-	19/2	12/12	71/67	12/14
at U. Sciences	34/22	24/5	22/4	36/30	47/27	-	7/13	22/6	61/15	22/42
SALEM	46/30	30/7	17/7	41/24	48/35	-	3/2	5/14	70/44	19/15
ROBERTS WESLEYAN	38/26	20/14	14/6	46/34	50/36	-	20/15	20/14	69/54	27/16
at Mercy	50/28	11/11	17/8	45/25	58/34	-	9/15	12/8	51/44	52/15
at St. Thomas Aq.	0/2	25/18	8/13	37/40	43/47	-	17/25	0/0	58/75	22/12
at St. Rose	42/50	27/29	7/19	44/41	52/47	-	20/21	20/14	83/63	13/25
at St. Anselm	28/32	6/22	5/12	32/51	27/36	-	11/12	8/10	52/78	7/9
at St. Michael's	34/40	22/12	7/7	31/25	41/43	-	13/6	6/12	70/65	2/3
at Stonehill	26/34	17/19	10/6	31/33	45/49	-	11/12	6/8	72/69	4/13
QUEENS	26/30	8/13	6/5	40/18	25/39	-	8/5	6/10	50/39	15/18
BRIDGEPORT	30/36	6/10	13/15	28/33	36/34	-	12/8	12/8	36/57	28/10
at Dist. Columbia	26/24	21/18	19/6	28/29	37/32	-	13/5	10/10	65/51	0/10
MOLLOY	22/34	16/9	13/8	44/34	47/49	-	30/4	6/10	88/70	3/13
NEW YORK TECH	36/32	29/9	6/7	39/19	53/38	-	15/5	24/4	81/32	11/25
at Roberts Wesleyan	28/32	23/7	16/2	47/30	46/43	-	16/13	0/2	85/65	8/8
at Bridgeport	22/42	19/27	5/12	43/42	31/41	-	11/12	8/10	63/65	11/18
at Queens	40/24	10/15	7/8	38/34	46/40	-	12/9	14/10	73/43	11/31
ST. THOMAS AQUINAS	30/40	19/21	8/6	47/31	34/46	-	11/9	14/16	76/69	5/8
MERCY	34/42	10/13	17/11	50/37	46/42	-	6/4	10/8	78/63	18/16
DIST. COLUMBIA	26/28	22/15	15/13	53/40	30/43	10/7	23/13	10/10	61/70	32/20
at Molloy	44/32	28/25	10/6	48/27	44/51	-	21/12	26/17	80/55	12/23
at New York Tech	50/40	18/18	12/5	31/30	41/40	11/14	9/10	8/26	76/48	18/37
QUEENS	46/30	8/4	12/4	43/40	47/36	-	15/11	6/8	86/54	4/21

DOWNTOWN DEBUT

Daemen's first-ever game at KeyBank Center in downtown Buffalo was a successful one on Nov. 23 as the Wildcats rallied for an 83-81 win over upset-minded Wilmington. After opening up an early nine-point lead, the tables turned and Daemen trailed by as many as seven points in the second half.

Wilmington led for more than 22 minutes in the game, but a deep three-pointer by Breon Harris with 32 seconds remaining put Daemen ahead. Harris came up with a steal on Wilmington's final possession to help seal the deal. He finished with a season-high 21 points, and Andrew Sischo tossed in 24 points and eight rebounds as well. Joey Wallace keyed the comeback by shooting 10-for-11 from the free throw line in the second half. The game was played as a part of a doubleheader with Big 4 rivals Canisius and St. Bonaventure taking the floor afterwards. It marked the first doubleheader at Buffalo's largest indoor sporting venue involving local teams since 2015. The 19,000-seat arena has been the site of the NCAA Division I men's basketball tournament six times since its opening in 1996.

YOU CAN COME HOME AGAIN

Daemen's game at KeyBank Center was a return 14 years in the making for Daemen head coach Mike MacDonald. The longtime bench boss coached in more than 40 games at the downtown arena from 1996-2005 while working at Canisius (including stints as an assistant and head coach). It marked his first game coached in the building since a 79-59

loss to Rider in the 2005 Metro Atlantic Athletic Conference Tournament (Mar. 5, 2005). MacDonald is the all-time leader for coaching wins at KeyBank Center. The Daemen win there over Wilmington extended his career record to 18-11 in the building, and was his first victory there since a 62-60 triumph over Marist on March 4, 2005.

COMEBACK KIDS

Daemen is quickly developing a reputation as a team that won't be buried. Nine of their wins this season have featured second-half comebacks. Here is a summary of deficits overcome this season:

vs. Missouri Western: 10 points (1st half); 5 points (under 7 minutes to play)
vs. Felician: 17 points (1st half); 11 points (halftime)
vs. Nyack: 3 points (under 3 minutes to play)
vs. Mercyhurst: 8 points (under 10 minutes to play)
vs. Le Moyne: 9 points (under 6 minutes to play)
vs. Wilmington: 7 points (under 8 minutes to play)
at Dist. Columbia: 11 points (under 8 minutes to play)
vs. St. Thomas Aquinas: 1 points (under 1:30 to play)
vs. Dist. Columbia: 4 points (under 1:10 to play)

GAME-BY-GAME STARTERS

Game	1	2	3	4	5
vs. NW Mo. St.	Sarkis	B.Harris	Wallace	Redband	Sischo
vs. Mo. Western	Sarkis	Slack	Wallace	Redband	Sischo
FELICIAN	Sarkis	B.Harris	Wallace	Redband	Sischo
NYACK	Sarkis	B.Harris	Wallace	Redband	Sischo
MERCYHURST	Sarkis	B.Harris	Wallace	Redband	Sischo
WEST LIBERTY	B.Harris	K.Harris	Wallace	Redband	Sischo
LE MOYNE	B.Harris	K.Harris	Wallace	Redband	Sischo
WILMINGTON	Sarkis	B.Harris	Wallace	Redband	Sischo
at U. Sciences	Sarkis	K.Harris	Wallace	Redband	Sischo
SALEM	Sarkis	K.Harris	Wallace	Redband	Sischo
ROBERTS WES.	Sarkis	K.Harris	Wallace	Redband	Sischo
at Mercy	Sarkis	K.Harris	Wallace	Redband	Sischo
at St. Thomas Aq.	Sarkis	K.Harris	Wallace	Redband	Sischo
at St. Rose	Sarkis	B.Harris	K.Harris	Redband	Sischo
at St. Anselm	Sarkis	B.Harris	K.Harris	Redband	Sischo
at St. Michael's	Sarkis	B.Harris	Wallace	Redband	Sischo
at Stonehill	Sarkis	B.Harris	Wallace	Redband	Sischo
QUEENS	Sarkis	B.Harris	Wallace	Redband	Luke
BRIDGEPORT	Sarkis	B.Harris	Wallace	Redband	Luke
at Dist. Columbia	Sarkis	B.Harris	Wallace	Redband	Sischo
MOLLOY	Sarkis	B.Harris	Wallace	Redband	Sischo
NEW YORK TECH	Sarkis	B.Harris	Wallace	Redband	Sischo
at Roberts Wes.	Sarkis	B.Harris	Wallace	Redband	Sischo
at Bridgeport	Sarkis	B.Harris	Wallace	Redband	Sischo
at Queens	Sarkis	B. Harris	Wallace	Redband	Sischo
ST. THOMAS AQ.	Sarkis	B.Harris	Wallace	Redband	Sischo
MERCY	Sarkis	B. Harris	Wallace	Redband	Sischo
DIST. COLUMBIA	Sarkis	Duah	B. Harris	Wallace	Redband
at Molloy	Sarkis	B. Harris	Wallace	Redband	Sischo
at New York Tech	Sarkis	B. Harris	Wallace	Redband	Sischo
QUEENS	Sarkis	B. Harris	Wallace	Redband	Sischo

INDIVIDUAL STATISTICAL RANKS (as of 3/5)

PLAYER	STAT	ECC	NCAA II
POINTS PER GAME			
Andrew Sischo	25.0	1st	7th
Jeff Redband	12.9	17th	-
Breon Harris	12.9	18th	-
Joey Wallace	12.2	20th	-
REBOUNDS PER GAME			
Andrew Sischo	11.5	2nd	3rd
Joey Wallace	6.4	10th	-
ASSISTS PER GAME			
Joey Wallace	3.8	4th	-
Jay Sarkis	3.1	12th	-
Breon Harris	2.7	16th	-
BLOCKS PER GAME			
Andrew Sischo	1.2	5th	98th
Jeff Redband	1.1	6th	121st
STEALS PER GAME			
Breon Harris	2.1	2nd	24th
FIELD GOAL %			
Andrew Sischo	64.2	1st	10th
Jeff Redband	45.1	16th	-
FIELD GOALS MADE			
Andrew Sischo	289	1st	2nd
Joey Wallace	126	17th	-
Jeff Redband	123	19th	-
Breon Harris	120	20th	-
3-POINT FG %			
Jeff Redband	45.0	1st	21st
Breon Harris	37.8	9th	-
Jay Sarkis	37.3	11th	-
3-POINT FG MADE			
Jeff Redband	98	1st	12th
Jay Sarkis	50	10th	-
Breon Harris	48	12th	-
FREE THROW %			
Breon Harris	80.3	5th	-
Andrew Sischo	74.0	10th	-
Joey Wallace	71.7	13th	-
FREE THROWS MADE			
Andrew Sischo	159	1st	20th
Joey Wallace	86	9th	-
ASSIST/TURNOVER RATIO			
Ryan Salzberg	6.0	1st	-
Joey Wallace	1.5	12th	-
Jay Sarkis	1.3	16th	-
MINUTES			
Andrew Sischo	1021	1st	50th
Jeff Redband	1003	3rd	70th
Jay Sarkis	958	4th	-
Joey Wallace	919	9th	-
MINUTES PER GAME			
Andrew Sischo	34.0	5th	146th
Jay Sarkis	33.0	8th	-
Jeff Redband	32.4	12th	-
Joey Wallace	30.6	15th	-

DAEMEN'S RECORD WHEN...

AT HOME	15-1
TRUE ROAD GAME	8-5
NEUTRAL SITE GAME	1-1
IN NOVEMBER	8-1
IN DECEMBER	4-1
IN JANUARY	5-3
IN FEBRUARY	6-1
IN MARCH	1-1
LEAD AT HALFTIME	19-2
TIED AT HALFTIME	0-0
TRAIL AT HALFTIME	5-5
SCORE LESS THAN 60 PTS	0-1
SCORE 60-69 PTS	4-2
SCORE 70-79 PTS	1-2
SCORE 80-89 PTS	7-2
SCORE 90-99 PTS	11-0
SCORE 100+ PTS	1-0
ALLOW LESS THAN 60 PTS	5-0
ALLOW 60-69 PTS	4-1
ALLOW 70-79 PTS	9-0
ALLOW 80-89 PTS	5-6
ALLOW 90-99 PTS	1-0
ALLOW 100+ PTS	0-0
+ REBOUND MARGIN	19-5
- REBOUND MARGIN	4-2
REBOUNDS ARE TIED	1-0
SHOOT 50% OR BETTER	11-1
SHOOT UNDER 50%	13-6
OPPONENT SHOOTS 50% +	4-3
OPPONENT SHOOTS > 50%	20-4
ON MONDAYS	0-0
ON TUESDAYS	1-0
ON WEDNESDAYS	2-1
ON THURSDAYS	3-0
ON FRIDAYS	7-2
ON SATURDAYS	7-1
ON SUNDAYS	4-3

MISCELLANEOUS STATS

STARTING LINEUPS

W/L	G	G	G/F	F	C
14-4	Sarkis	B.Harris	Wallace	Redband	Sischo
4-1	Sarkis	K.Harris	Wallace	Redband	Sischo
2-0	B.Harris	K.Harris	Wallace	Redband	Sischo
1-0	Sarkis	Slack	Wallace	Redband	Sischo
1-1	Sarkis	B.Harris	K.Harris	Redband	Sischo
1-1	Sarkis	B.Harris	Wallace	Redband	Luke
1-0	Sarkis	Duah	B. Harris	Wallace	Redband

WIN/LOSS MARGIN

	1	2	3	4	5	6	7	8	9	10	11-15	16-20	20-29	30+
Wins		2	1	4		1		3		2	4	1	3	3
Losses			2			1	1		1			1	1	

LEADS & DEFICITS

Daemen's Biggest Halftime Lead	22 vs. Queens (01/10/20)
Daemen's Biggest Halftime Lead Lost	1 @ New York Tech (03/01/20)
Daemen's Biggest Halftime Deficit	19 @ St. Anselm (01/01/20)
Daemen Biggest Halftime Deficit Overcome	11 vs. Felician (11/8/19)
Daemen's Biggest Margin Of Victory	44 @ Mercy (12/13/19)
Daemen's Biggest Margin Of Defeat	28 @ St. Anselm (01/01/20)

DOUBLE-FIGURE SCORING

Andrew Sischo	30
Jeff Redband	20
Breon Harris	20
Joey Wallace	18
Jay Sarkis	11
Kyle Harris	5
Keith Slack	4
Ryan Salzberg	1
Tajmin Holt	1

DOUBLE-FIGURE REBOUNDING

Andrew Sischo	21
Joey Wallace	3
Breon Harris	1
Chris Luke	1
Jeff Redband	1

DOUBLE-DOUBLES

Andrew Sischo	21
Joey Wallace	3
Breon Harris	1

20-POINT SCORERS

Andrew Sischo	23
Jeff Redband	6
Breon Harris	4
Joey Wallace	3
Jay Sarkis	2

30-POINT SCORERS

Andrew Sischo	6
---------------	---

40-POINT SCORERS

Andrew Sischo	1
---------------	---

IN THE POLLS

D2SIDA NATIONAL POLL		NABC NATIONAL POLL		D2SIDA REGIONAL POLL		NCAA REGIONAL RANKINGS	
Preseason	18	Preseason	22	Preseason	T-1	Feb. 19	7
Nov. 19	10	Nov. 19	17	Nov. 18	1	Feb. 26	7
Nov. 26	8	Nov. 26	13	Nov. 25	1	Mar. 4	7
Dec. 3	8	Dec. 3	11	Dec. 2	1	-	-
Dec. 10	8	Dec. 10	8	Dec. 9	1	-	-
Dec. 17	15	Dec. 17	19	Dec. 16	2	-	-
Jan. 7	-	Dec. 31	16	Jan. 6	5	-	-
Jan. 14	-	Jan. 7	RV	Jan. 13	7	-	-
Jan. 21	-	Jan. 14	-	Jan. 20	4	-	-
Jan. 28	-	Jan. 21	-	Jan. 27	T-4	-	-
Feb. 4	-	Jan. 28	-	Feb. 3	4	-	-
Feb. 11	-	Feb. 4	-	Feb. 10	T-5	-	-
Feb. 18	RV	Feb. 11	-	Feb. 17	4	-	-
Feb. 25	-	Feb. 18	-	-	-	-	-
Mar. 3	-	Feb. 25	-	-	-	-	-
-	-	Mar. 3	-	-	-	-	-

THE LAST TIME

THE LAST TIME A DAEMEN PLAYER...

Scored 20-29 points.....	Andrew Sischo (23), Joey Wallace (23) @ New York Tech, 03/01/20
Scored 30-39 points.....	Andrew Sischo (34) at St. Rose, 12/19/19
Scored 40-49 points.....	Andrew Sischo (47) vs. Queens, 03/04/20
Made 10 field goals.....	Andrew Sischo (19-29) vs. Queens, 03/04/20
Made 10 free throws.....	Andrew Sischo (11-14) vs. Molloy, 01/24/20
Made 5-9 three-pointers.....	Jeff Redband (7-10) at Bridgeport, 02/07/20
Made 10 three-pointers.....	David Skolen (12-18) vs. Waynesburg, 11/15/89
Had 10-14 rebounds.....	Andrew Sischo (11) @ Molloy, 02/29/20
Had 15-19 rebounds.....	Andrew Sischo (15) vs. Queens, 03/04/20
Had 20 rebounds.....	Andrew Sischo (20) at U. Sciences, 11/30/19
Had 10 assists.....	Darius Garvin (10) at St. Thomas Aquinas, 02/02/18
Had 5 blocks.....	Andrew Sischo (5) vs. Felician, 11/08/19
Had 5 steals.....	Breon Harris (6) vs. New York Tech, 03/01/20
Had a double-double.....	Andrew Sischo (47 pts, 15 rebs.) vs. Queens, 03/04/20
Had a triple-double.....	Gerald Beverly (17 pts, 17 rebs, 12 blks) vs. St. Thomas (Fla.), 12/17/14
Had 20 points and 20 rebounds.....	Andrew Sischo (36 pts, 23 rebs) vs. Molloy, 02/16/18
Had consecutive double-doubles.....	Andrew Sischo (3), 02/28/20 - 03/04/20
Scored go-ahead points in final 15 seconds of win.....	Deion Hamilton (FG with 14 seconds remaining) vs. St. Thomas Aquinas, 01/25/19

THE LAST TIME A DAEMEN TEAM...

Allowed 50 points or fewer.....	vs. Dominican (W, 60-49), 11/12/16
Won by 20-29 points.....	vs. Roberts Wesleyan (W, 93-73), 02/01/20
Won by 30+ points.....	vs. New York Tech (W, 92-57), 01/26/20
Scored 90-99 points.....	at Molloy (W, 92-78), 02/28/20
Scored 100+ points.....	at Mercy (W, 103-59), 12/13/19
Had 50 rebounds.....	at Mercy (51), 12/13/19
Shot 50% or better from the field.....	at Molloy (32-61, 52.5%), 02/29/20
Shot 60% or better from the field.....	at St. Rose (34-56, 60.7%), 12/19/19
Shot 50% or better from three-point range (min. 10 attempts).....	vs. New York Tech (11-22, 50%), 01/26/20
Shot 60% or better from three-point range (min. 10 attempts).....	vs. NYIT (10-16, 62.5%), 01/14/18
Shot 90% or better from free throw line (min. 10 attempts).....	at Queens (12-13, 92.3%), 02/09/20
Finished without a three-point field goal.....	vs. Queens (0-12), 11/09/12
Made 10-14 three-pointers.....	vs. Dist. Columbia (12-26), 02/21/20
Made 15 three-pointers.....	vs. Mercy (16-36), 02/16/20
Had 10 blocked shots.....	vs. Indianapolis (10), 12/18/14
Had 10 steals.....	at Molloy (10), 02/29/20
Had 20 assists.....	at New York Tech (20), 03/01/20
Had 4 players in double figures.....	at New York Tech (Sischo 23, Wallace 23, Harris 13, Holt 10), 03/01/20
Had 5 players in double figures.....	vs. St. Thomas Aquinas (B.Harris 20, Sischo 19, Wallace 14, Sarkis 12, Redband 11), 02/14/20
Had 6 players in double figures.....	vs. Dist. Columbia (Sischo 19, Hamilton 14, Redband 13, Lee Yaw 13, Harris 10, Sarkis 10), 01/27/19
Had all 5 starters in double figures.....	vs. St. Thomas Aquinas (B.Harris 20, Sischo 19, Wallace 14, Sarkis 12, Redband 11), 02/14/20
Had 2 players score 20+ points.....	at New York Tech (Sischo 23, Wallace 23), 03/01/20
Had 2 players with 10+ rebounds.....	vs. Mercy (Wallace 14, Sischo 11), 02/16/20
Had 2 players record a double-double.....	vs. Nyack (Sischo 34 pts/17 rebs, B.Harris 11 pts/11 rebs), 11/08/19
Won in overtime.....	vs. Dist. Columbia (W, 93-90), 02/21/20
Lost in overtime.....	at New York Tech (L, 85-82), 03/01/20
Scored 80 points or more and lost.....	at New York Tech (L, 82-85, OT), 03/01/20
Scored 90 points or more and lost.....	at Dominican (L, 98-93, OT), 01/07/14
Allowed 60 points or fewer and lost.....	vs. St. Thomas Aquinas (L, 60-57), 03/03/18
Played a nationally-ranked opponent.....	vs. No. 12/No. 15 St. Thomas Aquinas (W, 81-77), 02/14/20
Defeated a nationally-ranked opponent.....	vs. No. 12/No. 15 St. Thomas Aquinas (W, 81-77), 02/14/20

LET IT FLY

Three-point shooting has been a big part of Daemen's arsenal this season. The Wildcats lead the ECC in total three-point field goals (301), three-pointers made per game (9.7) and three-point field goal percentage (.388). Daemen has made at least 10 threes in 16 games this season, including eight in a row from Jan. 24 to Feb. 21 – their longest streak of the season. The Wildcats made a season-high with 16 three-pointers in a home win over Mercy on Feb. 16 and averaged 12.5 three-pointers made and shot 45% from downtown over that eight-game span.

GETTING DEFENSIVE

Daemen is allowing 74.5 points per game this season, second-best among all ECC teams. They've held 10 opponents to less than 70 points, posting a 9-1 record in those contests. Daemen had won 16-straight games when allowing less than 70 points before a 67-64 setback against Bridgeport on Jan. 12. Since the start of the 2014-

15 season, Daemen is 55-7 when allowing less than 70 points. Daemen is also surrendering just 43.9% shooting to opponents and blocking 3.6 shots per game this season, both top-three in the ECC. They also rank third in the league with a +4.2 rebounding margin per game. The clamps have really come on of late with Daemen allowing just 66.3 points over a six-game span (Jan. 10-Feb. 1) on 41.3% shooting overall and 27.1% shooting from three-point range.

MAN IN THE MIDDLE

Redshirt junior center Andrew Sischo headlines Daemen's returning players after earning East Coast Conference and Division II Conference Commissioner's Association East Region Player of the Year honors in 2018-19. A two-time first-team All-ECC selection, Sischo has set new team benchmarks for points scored by a freshman (462) and sophomore (585), and also became just the sixth player in team history to average a double-double (20.9 ppg, 10.1 rpg) for an entire season.

Through 30 games this year, Sischo is averaging monster numbers (25.0 ppg, 11.5 rpg, 1.2 bpg, 64.2% FG). He's posted 23 games of 20+ points and has topped 30 points six times, including a record 47-point outburst in the opening round of the ECC Championship tournament. He finished the regular season as the ECC's scoring champion and ranks first in double-doubles (21), second in made field goals (289), third in rebounding, seventh in scoring and 10th in field goal percentage among the NCAA Division II national leaders. Already this season, he's been named to the SCB National Hall of Fame Classic all-tournament team, MVP of the ECC-CACC Challenge, a two-time ECC Defensive Player of the Week, a five-time ECC Player of the Week and a two-time U.S. Basketball Writers Association Men's Division II National Player of the Week.

DOUBLE-DOUBLE YOUR DELIGHTMENT

Andrew Sischo has been a double-double machine this season, racking up 21 of them through his first 30 games, a total that places him in the national lead among Division II players. He opened the season with seven consecutive double-doubles, and has five this season that include 30-point outputs. Sischo, who ranked sixth nationally with 17 double-doubles last season, has totaled 46 double-doubles in 88 career games - the most for a Daemen player since Gerald Beverly totaled 46 in his career spanning 2011-15.

CLIMBING THE LADDER

With each passing game, Andrew Sischo continues to climb among Daemen's all-time statistical leaders. In 88 career games, Sischo has totaled 1,797 points and 889 rebounds. He stands as one of only three players in program history with at least 1,600 points and 800 rebounds. He ranks sixth all-time in scoring, fourth in career rebounding, first in made field goals (713) and seventh in blocked shots (88).

AMONG THE BEST

Andrew Sischo has been named to the Bevo Francis Award Top 50 Watch List by Small College Basketball, a national organization which highlights the accomplishments of non-NCAA Division I basketball teams and student-athletes. The Bevo Francis Award is named for the former basketball star at Rio Grande College who averaged 50.1 points per game during the 1952-53 season. It is awarded to the player who is deemed to have had the finest season within Small College Basketball, which consists of NCAA Divisions II and III as well as the National Association of Intercollegiate Athletics, United States Collegiate Athletic Association and National Christian College Athletic Association.

SEEING RED-BAND

Over the course of his career, forward Jeff Redband has established himself as one of Daemen's all-time great players. A two-time All-ECC pick, including a second-team selection last season, Redband has appeared in all 119 games since the start of the 2016-17 season, making 116 starts and helping Daemen to a 90-29 record. He is one of only three players in team history with 1,300 points, 500 rebounds and 90 blocked shots. He has produced 13 games of 20+ points in his career, including six this season as he's averaged 12.9 points, 3.7 rebounds and 1.1 blocks per game.

BOMBS AWAY

In Daemen's win at Roberts Wesleyan on Feb. 1, Jeff Redband became the program's all-time leader in three-point field goals, breaking Brian Montanaro's record of 288. Redband, now with 314 three-pointers in his career, is the first Daemen player with 60 or more three-pointers in four-straight seasons since Montanaro did so 2002-06. He has made at least one three-pointer in 60 of the last 65 games, and has made five or more 22 times in his career. He leads the team and ECC with 98 three-pointers this season, a total that also ranks 12th nationally. He's hitting shots at an efficient clip as Redband also ranks first in the ECC and 17th nationally in three-point shooting percentage (.453). Redband stands third all-time in ECC history for career three-pointers, 20 shy of record-holder Mike Kuhens of Queens.

BREAKOUT BREON

Senior guard Breon Harris was inserted into the starting lineup midway through the 2017-18 season, and has gone on to help Daemen win 65 of their 80 games since then. He's been a third-team All-ECC selection in each of the last two seasons, and has also earned ECC Championships all-tournament team honors twice in his career. Harris swiped 70 steals as a sophomore, the third-highest single-season total in team history and making him the first player with at least 70 since Russell John totaled 73 in 1990-91. He added 53 steals last season and 56 steals this season making him the first player in team history to post 50+ steals in three-straight seasons. He was named to the ECC-CACC Challenge all-tournament team for the second-straight year, helping Daemen to wins over Felician and Nyack. Those contributions included the first double-double of his career, as he totaled 11 points and a career-high 11 boards vs. Nyack. He's topped 20 points four times this season, including Nov. 23 vs. Wilmington when he hit the go-ahead three-pointer with just over 30 seconds remaining. He's producing 12.9 points per game this season and was named the ECC Defensive Player of the Week for Feb. 25-Mar. 1. Harris, who recently became just the ninth player in team history to reach 150 career steals, has totaled 1,001 points, 342 rebounds, 234 assists and 184 steals in 97 career games played.

SHINING STAR-KIS

Redshirt senior guard Jay Sarkis has been a fixture in the Daemen lineup since arriving on campus in 2015. Sarkis has appeared in 111 of a possible 120 games (excluding a redshirt season in 2016-17), while making 105 starts. He's recorded at least one three-pointer in 92 games, totaling 197 triples in his career (6th in team history). He's just the sixth player in program history with at least 190 three-point field goals. Sarkis contributed 8.2 points and a team-best 3.1 assists per game in 2018-19. His finest season came a year earlier when he put up career-highs in points (372), assists (106) and rebounds (86), and finished the season ranking among the ECC's top-five statistical leaders in minutes (3rd), minutes per game (5th), three-point field goals (4th), three-point shooting percentage (5th) and assists (3rd). Sarkis is the 26th member of Daemen's 1,000 point club, and just the fifth to also have 300 career assists. He has totaled 1,057 points and 334 assists in his career. He recently moved into the top five on Daemen's career assists list. Sarkis is seeing 33.0 minutes per game, and producing 8.6 points and 3.1 assists per outing this season.

WALK WITH WALLACE

Redshirt senior wing Joey Wallace is the most experienced of Daemen's 10 newcomers this season. The son of former Syracuse star and NBA veteran John Wallace, Joey Wallace came to Daemen with 85 games of Division II experience under his belt across parts of four seasons playing for Southern Connecticut State. The Rochester native contributed 8.7 points and 5.1 rebounds per game across his tenure there. He's made an immediate impact here with the Wildcats, starting 29 games and producing 12.2 points, 6.4 rebounds and 3.8 assists per game. He's had 18 games with 10+ points, including 19 vs. nationally-ranked West Liberty on Nov. 16. He's also making his mark at the defensive end, routinely matching up with the opposition's top perimeter player. Wallace has

twice been named the ECC Defensive Player of the Week this season. Including his time at Southern Connecticut, Wallace has totaled 1,122 points, 628 rebounds and 392 assists. He scored 21 points, including the 1,000th of his career, in Daemen's win at Roberts Wesleyan on Feb. 1.

FRESH FACES

The Wildcats welcome 10 new players to the fold this season to round out a large 20-player roster. Buffalo natives Donte' Williams and Kyle Harris are proven college players. Williams, a 6'4" guard/forward, has one season of remaining eligibility following previous stops at Southeastern Iowa Community College and California University (Pa.). He averaged 10.7 points and 5.2 rebounds per game for the Vulcans last season. Harris comes over after a prolific junior college career at Erie Community College where he played for head coach Alex Nwora, a Daemen graduate and inductee of the Daemen Hall of Fame. Harris brings a winning pedigree (47-17 record at ECC) and tremendous three-point shooting ability (166 three-pointers in the last two seasons) to the Wildcats. Big man Chris Luke (7'0", Jr., C) gives the Wildcats some depth at the center position. Freshmen Keith Slack and Ryan Salzberg are expected to compete for minutes in the backcourt.

REPRESSING THE REDHAWKS

Daemen has won 19-straight (and 26 of the last 27) meetings with Roberts Wesleyan. It ranks as Daemen's longest active winning streak against any single opponent, and one of three that have reached double figures (also 14-straight vs. Mercy, 16-straight vs. Houghton). Eleven of the last 19 meetings have been decided by nine points or fewer. The closest margin was a 98-96 final on Jan. 12, 2016 when Daemen erased a 22-point deficit with just over six minutes to play, riding the strong play of Rochester native Torrence Dyck who finished with a career-high 35 points. The streak also includes one overtime game, a 77-72 final on Nov. 26, 2013 which was Daemen's first-ever ECC victory.

TOURNAMENT TESTED

After facing St. Anselm on New Year's Day, Daemen has now played games against six teams that advanced to the NCAA tournament last season: St. Anselm, St. Thomas Aquinas, Le Moyne, West Liberty, Mercyhurst, and Northwest Missouri State. Of those teams, five reached at least the Sweet 16, three won their regional championships and advanced to the Elite 8, two went to the Final 4, and of course NMSU completed a perfect season by winning the national title. The Wildcats are 4-3 against NCAA tournament teams so far this season, earning wins over defending Atlantic Region champion Mercyhurst, Atlantic Region finalist West Liberty, Le Moyne and St. Thomas Aquinas. Losses have come against defending national champion Northwest Missouri State, East Region finalist St. Thomas Aquinas and defending East Region champion St. Anselm.

ECC CHAMPIONSHIP FIRST ROUND RECAP:

SISCHO'S RECORD BREAKING NIGHT LIFTS WILDCATS PAST KNIGHTS IN ECC TOURNAMENT ACTION

AMHERST, N.Y. - Redshirt junior Andrew Sischo (Guilderland, N.Y.) scored a program-record 47 points and grabbed 15 rebounds to lead the Daemen College men's basketball team to a 90-76 victory over Queens College here tonight in the quarterfinal round of the 2020 East Coast Conference Championship Tournament.

The third-seeded Wildcats improve to 24-7 and advance to face second-seeded St. Thomas Aquinas College in the semifinals. Sixth-seeded Queens closes out the year with an 8-19 record. Fourth-seeded Molloy College defeated fifth-seeded New York Tech, 68-61, in tonight's other quarterfinal round game. Molloy advances to take on top-seeded University of Bridgeport in the semifinals.

The ECC Championship semifinals (March 7) and finals (March 8) will be held in Washington, D.C. at the UDC Sports Complex on the campus of the University of the District of Columbia.

IMPACT PLAYERS

- Daemen's five starters accounted for 86 of the team's 90 points.
- Sischo, who scored the most points in a game by a NCAA Division II East Region player this year, broke the previous program-record for points in a game (44) set by Rob Robinson on Jan. 16, 1991 against Westminster (Pa.) College.
- Sischo came just three points shy of becoming just the fifth NCAA Division II player to score 50 points in a game this season. He also flirted with the ECC Tournament record for points in a game (51), set by Charlie Marquardt of Molloy College in the 2017 championship game.
- Sischo also set a new program record for field goals made in a game. He connected on 19-of-29 shots overall, was 2-of-3 from three-point land and canned 7-of-8 free throws.
- Now with 750 total points this season, Sischo has set a new conference record for points in a season. He moved past STAC's Justin Reyes (710 points in 2017-18) and New York Tech's Darian Hooker (736 points in 2014-15) tonight. He now stands just 17 points shy of Daemen's record for points in a season (767) set by Rob Robinson in 1990-91.
- Sischo also registered his NCAA Division II leading 21st double-double of the year. He has now notched a double-double in nine of his last 12 games.
- Redshirt senior Joey Wallace (Rochester, N.Y.) added 13 points, six rebounds and seven assists. He has now dished out five or more assists in seven of the last eight games.
- Senior Breon Harris (Niagara Falls, N.Y.) finished with 12 points. He entered the game 11 points shy of 1,000 for his four-year career. The milestone came following a three-pointer with 1:25 left to play.
- Redshirt seniors Jeff Redband (Batavia, N.Y.) and Jay Sarkis (Rochester, N.Y.) both netted seven points.
- Four players scored in double figures for Queens. Junior guard Elijah Bovell made 5-of-12 three-pointers and finished with 27 points and six rebounds. Junior Dwayne Henry, Jr. added 15 points, while classmate Tyrese Crosdale chipped in 11 points.

PERIOD-BY-PERIOD SUMMARY

First Half (Daemen 43, Queens 40) - Points were hard to come by early in the game and Daemen held an 8-6 lead five minutes into the frame when the host Wildcats got back-to-back three-pointers from Harris and Redband. The Daemen lead was still eight points (18-10) when the Knights put together a 14-6 run. The run featured three three-pointers by Bovell, the last of which tied the game at 24-24 with 7:05 left before halftime. The teams entered the final five minutes of the first half tied at 28-28, but Daemen ran off seven unanswered points and took a 35-28 lead following a layup by Sischo with 2:53 left in the frame. The Knights scored the next five points, but the Wildcats later regained a seven point advantage (41-34) after Sischo drained his 12th three-pointer of the year with just over a minute left on the clock. Queens responded yet again with a three-pointer by Crosdale and the visitors cut the lead to three points (43-40) when senior Shomari Redd canned a jump shot with three seconds left in the half.

Second Half (Daemen 47, Queens 36) - Sischo accounted for all nine points in a half-starting 9-0 run that gave the hosts a 52-40 lead three minutes into the second half. The Knights stopped the bleeding with a three-pointer by Crosdale, and the visitors later pulled to within seven points, 56-49, after Bovell drained his fifth three-pointer at the 14:41 mark. Sischo picked up his third personal foul on Daemen's next possession and went to the bench with 14:17 remaining and the Wildcats up 56-49. The lead was down to three points, 58-55, when Sischo returned with 11:50 left to play. The Daemen lead bounced between six and two points for the next six minutes, before a conventional three-point play by Sischo sparked the Wildcats on a decisive 11-1 run. Sischo accounted for nine of the 11 points during the run, and his jumper with 2:52 left capped the rally and gave Daemen an 82-68 lead. Queens came no closer than 12 points the rest of the way.

INSIDE THE BOX SCORE

- Daemen shot 49-percent (34-for-69) from the field overall and canned 7-of-17 from three-point land. The hosts canned 15-of-18 from the charity stripe.
- Queens shot 28-for-60 (47%) from the field overall and made 9-for-24 from three-point range. The visitors made 11-of-17 from the free throw line.
- The hosts finished with an advantage in points off turnovers (8-4), second chance points (12-4) and points in the paint (46-30), while Queens held a 21-4 edge in bench points.

GAME NOTES

- The Wildcats have posted their seventh 20-win campaign in the last nine seasons. They have not won less than 19 games since the 2010-11 season, and their 24 wins this season matches last season's total - the most of Daemen's NCAA Division II era (2015-present).
- Daemen is No. 7 in the official NCAA Division II East Region rankings released earlier today. The NCAA's Regional Advisory Committee publishes a 10-team ranking in each of the three weeks leading up to the NCAA tournament selection show on March 8.
- Daemen has now prevailed in the last nine meetings between the two teams. The Wildcats own a 14-2 advantage in the all-time series and are now a perfect 8-0 at Lumsden Gym against the Knights.
- Daemen scored 90 or more points for the 12th time this season. The win was Daemen's 51st-straight when reaching the 90-point plateau. Since the start of the 2009-10 season, Daemen is 81-2 when scoring 90 or more points. Their last loss when scoring in the 90's came January 7, 2014 at Dominican College (98-93, overtime).
- Sischo went for 15+ rebounds for the second-straight game and the seventh time this season. His 345 rebounds this season are the most for a Daemen player since Gerald Beverly grabbed 373 during the 2014-15 season. Sischo ranks fourth in Daemen history for single season rebounds and career rebounds (889).
- Sischo has now totaled 1,797 career points and 889 career rebounds. He ranks sixth in career points and fourth in career rebounds and is looking to become the first player in program history to total 1,800 points and 900 rebounds.
- Redband went 1-of-4 from three-point land tonight and has now totaled 98 three-pointers on the year—most in the ECC. He is looking to become the second player in program history to make 100 three-pointers in a season. David Skolen made a program-record 114 triples during the 1989-90 season. Redband is Daemen's career leader with 314 three-pointers. He remains 20 shy of the ECC's all-time mark (334) held by Mike Kuhnes of Queens.
- Harris has now totaled 1,001 points in 97 career games. He had two steals tonight which gives him 184 for his career. He stands one steal shy of tying Casey Sheehan and Therreon Blackwell for second in program history.
- All five of Daemen's starters (Sischo, Redband, Sarkis, Wallace and Harris) have now scored at least 1,000 points during their careers.

Official Basketball Box Score -- Game Totals -- Final Statistics
Queens (NY) vs Daemen
 03/04/20 7:00 pm at Amherst, N.Y. (Lumsden Gymnasium)

Queens (NY) 76 • 8-19

##	Player		Total	3-Ptr	FT-FTA	Rebounds			PF	TP	A	TO	Blk	Stl	Min
			FG-FGA	FG-FGA		Off	Def	Tot							
32	David Grady III	f	2-4	0-0	0-0	0	1	1	0	4	0	0	1	0	24
33	Kevin Buron	f	1-4	0-0	1-2	0	5	5	4	3	2	1	0	0	27
02	Shomari Redd	g	2-4	0-0	6-9	2	3	5	2	10	5	2	0	0	32
13	Elijah Bovell	g	10-21	5-12	2-4	3	3	6	0	27	0	1	1	2	35
20	Tyrese Crosdale	g	4-9	3-7	0-0	0	2	2	1	11	1	1	0	0	31
11	Dwayne Henry Jr.		6-11	1-4	2-2	0	3	3	3	15	2	3	0	1	25
21	Eddie Mehmetaj		0-3	0-1	0-0	0	3	3	0	0	1	1	1	0	12
50	Wayne Li		3-4	0-0	0-0	1	2	3	4	6	0	0	0	0	14
	Team					1	1	2				1			
	Totals		28-60	9-24	11-17	7	23	30	14	76	11	10	3	3	200

FG % 1st Half: 15-30 50.0% 2nd half: 13-30 43.3% Game: 28-60 46.7%
 3FG % 1st Half: 5-14 35.7% 2nd half: 4-10 40.0% Game: 9-24 37.5%
 FT % 1st Half: 5-7 71.4% 2nd half: 6-10 60.0% Game: 11-17 64.7%

Deadball
Rebounds
5,1

Daemen 90 • 24-7

##	Player		Total	3-Ptr	FT-FTA	Rebounds			PF	TP	A	TO	Blk	Stl	Min
			FG-FGA	FG-FGA		Off	Def	Tot							
44	Redband, Jeff	f	3-7	1-4	0-0	0	4	4	3	7	4	0	2	0	32
22	Sischo, Andrew	c	19-29	2-3	7-8	5	10	15	4	47	2	1	1	0	36
02	Harris, Breon	g	3-11	2-6	4-6	0	1	1	1	12	2	0	1	2	31
05	Sarkis, Jay	g	3-5	1-2	0-0	0	3	3	0	7	1	2	0	0	37
23	Wallace, Joey	g	4-11	1-2	4-4	2	4	6	1	13	7	1	1	1	35
03	Holt, Tajmin		1-3	0-0	0-0	0	0	0	1	2	0	1	0	0	8
04	Duah, Jeffrey		0-0	0-0	0-0	0	0	0	0	0	0	0	0	0	1
12	Harris, Kyle		0-0	0-0	0-0	0	2	2	1	0	0	0	0	0	8
14	Hines, Da'Shawn		0-0	0-0	0-0	0	0	0	0	0	0	0	0	0	1
20	Salzberg, Ryan		0-0	0-0	0-0	0	0	0	0	0	0	0	0	0	3
24	Basden, Ziv		0-0	0-0	0-0	0	0	0	0	0	0	0	0	0	1
25	Bradley, Ryan		0-1	0-0	0-0	0	0	0	0	0	0	0	0	0	3
34	Luke, Chris		1-2	0-0	0-0	1	1	2	1	2	0	0	0	0	4
	Team					4	0	4							
	Totals		34-69	7-17	15-18	12	25	37	12	90	16	5	5	3	200

FG % 1st Half: 18-37 48.6% 2nd half: 16-32 50.0% Game: 34-69 49.3%
 3FG % 1st Half: 5-11 45.5% 2nd half: 2-6 33.3% Game: 7-17 41.2%
 FT % 1st Half: 2-3 66.7% 2nd half: 13-15 86.7% Game: 15-18 83.3%

Deadball
Rebounds
2,1

Officials: Rob Snedden, John Garbinski, Kevin Ferguson

Technical fouls: Queens (NY)-None. Daemen-None.

Attendance: 250

ECC Championship First Round

#3 Daemen advances to semifinals (Sat, 3/7) vs. #2 St. Thomas Aquinas

Andrew Sischo sets school record for points & field goals in a single game

Breon Harris scores his 1,000th career point

Score by periods	1st	2nd	Total
Queens (NY)	40	36	76
Daemen	43	47	90

SEASON RECORDS

POINTS				THREE-POINT FIELD GOALS				REBOUNDS			
1.	Rob Robinson	767	1990-91	1.	David Skolen	114	1989-90	1.	Jim Chapman	394	1988-89
2.	Andrew Sischo	750	2019-20	2.	Jeff Redband	98	2019-20	2.	Gerald Beverly	373	2014-15
3.	David Skolen	699	1989-90	3.	Kharmen Wingard	86	2003-04	3.	Alex Nwora	347	1991-92
4.	Russell John	629	1990-91	4.	Brian Montanaro	84	2004-05	4.	Andrew Sischo	345	2019-20
5.	Gerald Beverly	620	2014-15	5.	Pete Loney	83	2008-09	5.	Brian Pettit	329	1996-97
6.	Torrence Dyck	612	2015-16	6.	Jeff Redband	79	2018-19	6.	Alex Nwora	313	1992-93
7.	Chris Lewis	611	1989-90	7.	Russell John	78	1990-91	7.	Alex Nwora	312	1990-91
8.	Brian Montanaro	592	2005-06	8.	Donjuan Tyson	77	2006-07	8.	Brian Pettit	288	1995-96
9.	Andrew Sischo	585	2018-19	9.	Gabriel Marshall	76	2003-04	9.	Chris Lewis	287	1989-90
10.	Rob Robinson	567	1989-90		Kharmen Wingard	76	2004-05	10.	Andrew Sischo	283	2018-19
POINTS PER GAME				THREE-POINT % (min. 1 3PT/game)				REBOUNDS PER GAME			
1.	Rob Robinson	25.6	1990-91	1.	David Skolen	.557	1986-87	1.	Jim Chapman	14.1	1988-89
2.	Torrence Dyck	21.9	2015-16	2.	Marty Lange	.524	1997-98	2.	Gerald Beverly	12.0	2014-15
3.	David Skolen	21.8	1989-90	3.	Mike Maisto	.500	2007-08	3.	Alex Nwora	11.6	1992-93
	Ralph Henderson	21.8	1987-8		Jesse Lalka	.500	2015-16		Alex Nwora	11.6	1991-92
5.	Russell John	21.0	1990-91	5.	David Skolen	.491	1989-90	5.	Brian Pettit	10.6	1996-97
6.	Ralph Henderson	20.5	1986-87	6.	David Skolen	.477	1988-89	6.	Alex Nwora	10.4	1990-91
7.	Andrew Sischo	20.9	2018-19	7.	Kevin Lange	.461	2002-03	7.	Sandy Finney	10.2	1995-96
8.	Gerald Beverly	20.0	2014-15		Jay Sarkis	.461	2015-16	8.	Sandy Finney	10.1	1994-95
9.	Alex Nwora	19.6	1992-93	9.	Brian Montanaro	.452	2004-05		Andrew Sischo	10.1	2018-19
10.	Torrence Dyck	19.3	2014-15	10.	Jeff Redband	.450	2016-17	10.	Gerald Beverly	10.0	2013-14
FIELD GOALS				FREE THROWS				ASSISTS			
1.	Andrew Sischo	289	2019-20	1.	Rob Robinson	282	1990-91	1.	Mark Coppola	203	2012-13
2.	Chris Lewis	257	1989-90	2.	Gerald Beverly	180	2014-15		Derrick Henry	203	1988-89
3.	David Skolen	247	1989-90	3.	Rob Robinson	176	1991-92	3.	Rob Robinson	187	1990-91
4.	Rob Robinson	231	1990-91	4.	Alex Nwora	161	1992-93	4.	Rob Robinson	186	1989-90
5.	Andrew Sischo	229	2018-19	5.	Andrew Sischo	159	2019-20	5.	Mark Coppola	161	2011-12
6.	Gerald Beverly	219	2014-15	6.	Joe Olsen	148	2005-06	6.	Tim Foley	157	1994-95
7.	Russell John	218	1990-91	7.	Rob Robinson	142	1989-90	7.	Mark Coppola	154	2013-14
8.	Torrence Dyck	217	2015-16	8.	Monty Montgomery	140	2000-01	8.	Steve Chandler	152	2003-04
9.	Rob Robinson	205	1989-90	9.	Jonathan Walker	139	2002-03	9.	Steve Chandler	147	2002-03
10.	Gerald Beverly	200	2013-14	10.	Jonathan Walker	134	2001-02	10.	Russell John	139	1991-92
FIELD GOAL % (min. 150 made)				FREE THROW % (min. 100 made)				STEALS			
1.	Stefan Van Duluitgaarden	.661	1991-92	1.	David Skolen	.850	1989-90	1.	Derrick Henry	74	1988-89
2.	Chris Lewis	.624	1989-90		Todd Zielinski	.850	1996-97	2.	Russell John	73	1990-91
3.	Brian Harmon	.610	1986-87	3.	Kevin Lange	.844	2002-03	3.	Breon Harris	70	2017-18
4.	Gerald Beverly	.607	2014-15	4.	Rob Robinson	.827	1991-92	4.	Casey Sheehan	68	2012-13
5.	Brian Pettit	.605	1998-99	5.	David Skolen	.823	1988-89	5.	Devon Dawson	67	2007-08
6.	Chris Lewis	.603	1988-89	6.	Mark Rouse	.806	2001-02	6.	Anibal Soler	66	1999-00
7.	Gerald Beverly	.597	2012-13	7.	Monty Montgomery	.790	1997-98	7.	Eder Joseph	62	1999-00
8.	Andrew Sischo	.586	2018-19	8.	Rob Robinson	.789	1989-90	8.	Jorge Ebanks	61	2009-10
9.	Darnell Jackson	.576	2003-04	9.	Brian Montanaro	.783	2005-06	9.	Dewan Stroud	60	2006-07
	Ajay Rutledge	.576	2008-09	10.	Monty Montgomery	.782	2000-01	10.	Therreon Blackwell	59	2004-05
									Rob Robinson	59	1990-91
								BLOCKS			
								1.	Ron Wright	119	2005-06
								2.	Ron Wright	114	2004-05
								3.	Gerald Beverly	111	2013-14
								4.	Gerald Beverly	110	2014-15
								5.	Gerald Beverly	59	2012-13
								6.	Brian Pettit	55	1998-99
								7.	Mario Torres	54	1992-93
								8.	Brian Pettit	52	1996-97
								9.	Gerald Beverly	50	2011-12
								10.	Ralph Henderson	49	1986-87

CAREER RECORDS

POINTS (1,000-Point Club)

1.	Rob Robinson	1,962	1988-92
2.	Brian Montanaro	1,920	2002-06
3.	David Skolen	1,876	1986-90
4.	Monty Montgomery	1,814	1996-01
5.	Gerald Beverly	1,799	2011-15
6.	Andrew Sischo	1,797	2017-Pr.
7.	Alex Nwora	1,514	1989-93
8.	Casey Sheehan	1,505	2010-14
9.	Brian Pettit	1,414	1994-99
	Jeff Redband	1,414	2016-Pr.
11.	Rob Lange	1,330	1992-96
12.	Devon Dawson	1,310	2007-12
13.	Kharmen Wingard	1,281	2002-05
14.	Jim Regan	1,241	2009-13
15.	Mark Rouse	1,172	1998-02
16.	Kevin Lange	1,152	1999-03
17.	Chris Moore	1,126	1996-00
18.	Chris Lewis	1,105	1988-90
19.	Jordan Greene	1,090	2011-15
20.	Danny McCabe	1,078	1884-98
21.	Therreon Blackwell	1,069	2002-06
22.	Russell John	1,061	1990-92
23.	Jay Sarkis	1,057	2015-Pr.
24.	Torrence Dyck	1,056	2014-16
25.	Deion Hamilton	1,029	2015-19
26.	Ralph Henderson	1,015	1986-88
27.	Breon Harris	1,001	2016-Pr.

POINTS PER GAME

1.	Torrence Dyck	20.7	2014-16
2.	Andrew Sischo	20.4	2017-Pr.
3.	Chris Lewis	18.4	1988-90
4.	Rob Robinson	17.8	1988-92
5.	Russell John	17.4	1990-92
6.	Dewan Stroud	16.8	2006-08
7.	David Skolen	16.5	1986-90
8.	Monty Montgomery	16.2	1996-01
9.	Jonathan Walker	15.3	2001-03
10.	Dom Mazzocchi	15.2	2010-12

FIELD GOALS

1.	Andrew Sischo	713	2019-20
2.	David Skolen	687	1986-90
3.	Gerald Beverly	669	2011-15
4.	Brian Montanaro	656	2002-06
	Monty Montgomery	656	1996-01
6.	Rob Robinson	640	1988-92
7.	Casey Sheehan	544	2010-14
8.	Alex Nwora	532	1989-93
9.	Brian Pettit	519	1994-99
10.	Jim Regan	477	2009-13

FIELD GOAL % (MIN. 150 MADE)

1.	Chris Lewis	.615	1988-90
2.	Stefan Van Duluitgaarden	.606	1990-92
3.	Andrew Sischo	.601	2017-Pr.
4.	Gerald Beverly	.583	2011-15
5.	Kadeem Johnson	.581	2010-14
6.	Steve Chandler	.568	2002-04
7.	Joe Olsen	.559	2004-06
8.	Darnell Jackson	.554	2003-05
9.	Ralph Henderson	.549	1986-88
10.	Brian Pettit	.543	1994-99

THREE-POINT FIELD GOALS

1.	Jeff Redband	314	2016-Pr.
2.	Brian Montanaro	288	2002-06
3.	David Skolen	279	1986-90
4.	Kharmen Wingard	237	2002-05
5.	Jordan Greene	201	2011-15
6.	Jay Sarkis	197	2015-Pr.
7.	Mark Rouse	183	1998-02
8.	Kevin Lange	169	1999-03
9.	Casey Sheehan	147	2010-14
10.	Russell John	143	1990-92

THREE-POINT % (min. 50 made)

1.	David Skolen	.487	1986-90
2.	Jesse Lalka	.463	2013-17
3.	Jeff Redband	.438	2016-Pr.
4.	Rob Robinson	.433	1988-92
5.	Pete Loney	.426	2007-09
6.	Adrian Baugh	.424	1999-01
7.	Brian Montanaro	.418	2002-06
8.	Kyle Clifford	.415	2013-15
9.	Jay Sarkis	.414	2015-Pr.
10.	Donjuan Tyson	.403	2006-07

FREE THROWS

1.	Rob Robinson	630	1988-92
2.	Gerald Beverly	459	2011-15
3.	Alex Nwora	441	1989-93
4.	Monty Montgomery	427	1996-01
5.	Brian Pettit	373	1994-99
6.	Rob Lange	366	1992-96
7.	Andrew Sischo	344	2017-Pr.
8.	Brian Montanaro	320	2002-06
9.	Devon Dawson	275	2007-12
10.	Jonathan Walker	273	2001-03

FREE THROWS (min. 100 made)

1.	Jeff Redband	.880	2016-Pr.
2.	David Skolen	.826	1986-90
3.	Arif Mehmetaj	.806	2014-17
4.	Jay Sarkis	.798	2015-Pr.
5.	Rob Robinson	.788	1988-92
	Mark Rouse	.788	1998-02
7.	Brian Montanaro	.786	2002-06
8.	Jaleo Wilkes	.773	2015-17
9.	Jeff Eaddy	.768	1986-90
10.	Monty Montgomery	.757	1996-01

REBOUNDS

1.	Alex Nwora	1,103	1989-93
2.	Gerald Beverly	1,004	2011-15
3.	Brian Pettit	991	1994-99
4.	Andrew Sischo	889	2017-Pr.
5.	Monty Montgomery	806	1996-01
6.	Jim Regan	587	2009-13
7.	Devon Dawson	585	2007-12
8.	Danny McCabe	570	1994-98
9.	Eder Joseph	542	1997-00
10.	Mario Torres	537	1990-94

REBOUNDS PER GAME

1.	Andrew Sischo	10.1	2017-Pr.
2.	Alex Nwora	9.3	1989-93
3.	Brian Pettit	8.7	1994-99
4.	Chris Lewis	8.5	1988-90
5.	Gerald Beverly	8.4	2011-15
6.	Steve Chandler	7.4	2002-04
7.	Monty Montgomery	7.2	1996-01
8.	Eder Joseph	6.7	1997-00
9.	Mario Torres	6.5	1990-94
	Jonathan Walker	6.5	2001-03

ASSISTS

1.	Mark Coppola	623	2010-14
2.	Rob Robinson	503	1988-92
3.	Casey Sheehan	470	2010-14
4.	Therreon Blackwell	438	2002-06
5.	Tim Foley	334	1990-95
	Jay Sarkis	334	2015-Pr.
7.	Mark Rouse	320	1998-02
8.	Anibal Soler	304	1997-00
9.	Steve Chandler	299	2002-04
10.	David Skolen	293	1986-90

STEALS

1.	Devon Dawson	198	2007-12
2.	Therreon Blackwell	185	2002-06
	Casey Sheehan	185	2010-14
4.	Breon Harris	184	2016-Pr.
5.	Mark Coppola	168	2010-14
6.	Anibal Soler	165	1996-00
7.	Rob Robinson	161	1988-92
	Brian Montanaro	161	2002-06
8.	Alex Nwora	154	1989-93
9.	Monty Montgomery	135	1996-01
	Mark Rouse	135	1998-02

BLOCKS

1.	Gerald Beverly	330	2011-15
2.	Ron Wright	233	2004-06
3.	Brian Pettit	144	1994-99
4.	Jim Regan	117	2009-13
5.	Mario Torres	102	1990-94
6.	Jeff Redband	100	2016-Pr.
7.	Andrew Sischo	88	2017-Pr.
8.	Kevin Lange	81	1999-03
9.	Ralph Henderson	79	1986-88
10.	Garyce Hervey	78	1998-00

SINGLE GAME RECORDS

POINTS

1. Andrew Sischo 47 Vs. Queens (N.Y.) 03/04/20

REBOUNDS

1. Jim Chapman 25 vs. New Jersey Inst. Of Tech. 11/26/88

ASSISTS

1. Rob Robinson 18 vs. Windsor 11/10/90

BLOCKED SHOTS

1. Gerald Beverly 12 vs. St. Thomas (Fla.) 12/17/14

STEALS

1. Derrick Henry 8 vs. SUNY Cortland 01/07/89

FIELD GOALS MADE

1. Andrew Sischo 19 VS. Queens (N.Y.) 03/04/20

FIELD GOALS ATTEMPTED

1. Russell John 32 vs. Ramapo 11/16/90

FREE THROWS MADE

1. Rob Robinson 21 vs. Point Park 02/02/91

FREE THROWS ATTEMPTED

1. Rob Robinson 24 vs. Point Park 02/02/91

3-POINT FIELD GOALS MADE

1. David Skolen 12 vs. Waynesburg 11/15/89

3-POINT FIELD GOALS ATTEMPTED

1. David Skolen 18 vs. Waynesburg 11/15/89



2019-20 Daemen Men's Basketball
Season/Career Statistics
All games

Page 1/1
as of Mar 05, 2020

Summary

Player	Season Statistics											Career Statistics										
	GP-GS	MIN/G	FG%	3FG%	FT%	R/G	A/G	STL	BLK	PTS/G		GP-GS	MIN/G	FG%	3FG%	FT%	R/G	A/G	STL	BLK	PTS/G	
BASDEN, Ziv	13-0	1.8	.636	.000	.000	0.5	0.2	0	1	1.1		29-0	2.7	.724	.000	.545	1.0	0.1	2	1	1.7	
BRADLEY, Ryan	19-0	9.0	.429	.091	.500	1.9	0.5	8	7	2.2		20-0	8.6	.429	.091	.500	1.8	0.5	8	7	2.1	
DUAH, Jeffrey	11-1	1.3	.200	.000	.500	0.3	0.2	0	0	0.4		31-1	1.4	.143	.000	.429	0.2	0.2	0	0	0.2	
HARRIS, Breon	27-25	29.7	.410	.378	.803	4.1	2.7	58	3	12.9		97-73	26.2	.423	.356	.734	3.5	2.4	183	26	10.3	
HARRIS, Kyle	31-9	18.0	.423	.362	.833	2.8	1.0	9	5	4.3		31-9	18.0	.423	.362	.833	2.8	1.0	9	5	4.3	
HINES, Da'Shawn	12-0	1.4	1.000	1.000	.000	0.0	0.2	1	0	0.4		23-0	1.0	.667	.500	1.000	0.0	0.1	2	0	0.4	
HOLT, Tajmin	31-0	9.9	.376	.273	.545	1.2	0.7	14	13	2.7		35-0	8.9	.376	.273	.545	1.1	0.7	14	13	2.4	
LUKE, Chris	26-2	3.8	.583	.000	.667	1.2	0.1	1	1	1.2		26-2	3.8	.583	.000	.667	1.2	0.1	1	1	1.2	
REDBAND, Jeff	31-31	32.4	.451	.450	.934	3.7	1.4	31	33	12.9		119-116	30.5	.448	.438	.880	4.4	1.5	102	100	11.9	
SALZBERG, Ryan	22-0	4.4	.588	.545	.667	0.4	0.3	6	1	1.3		22-0	4.4	.588	.545	.667	0.4	0.3	6	1	1.3	
SARKIS, Jay	29-29	33.1	.403	.373	.619	2.4	3.1	26	1	8.6		111-105	31.0	.428	.416	.798	2.7	3.0	79	2	9.5	
SISCHO, Andrew	30-28	34.0	.642	.464	.740	11.5	1.6	27	35	25.0		88-72	29.1	.601	.377	.716	10.1	1.2	62	88	20.4	
SLACK, Keith	12-1	14.5	.446	.415	1.000	1.6	1.2	4	0	6.3		12-1	14.5	.446	.415	1.000	1.6	1.2	4	0	6.3	
WALLACE, Joey	30-29	30.6	.442	.311	.717	6.4	3.8	34	9	12.2		30-29	30.6	.442	.311	.717	6.4	3.8	34	9	12.2	
WILLIAMS, Donte'	13-0	6.6	.545	.417	.000	0.9	0.3	1	2	2.2		13-0	6.6	.545	.417	.000	0.9	0.3	1	2	2.2	

Scoring

Player	Season Statistics									Career Statistics								
	FG-FGA	FG%	3FG-3FGA	3FG%	FT-FTA	FT%	PTS	PTS/G		FG-FGA	FG%	3FG-3FGA	3FG%	FT-FTA	FT%	PTS	PTS/G	
BASDEN, Ziv	7-11	.636	0-1	.000	0-0	.000	14	1.1		21-29	.724	0-2	.000	6-11	.545	48	1.7	
BRADLEY, Ryan	18-42	.429	1-11	.091	4-8	.500	41	2.2		18-42	.429	1-11	.091	4-8	.500	41	2.1	
DUAH, Jeffrey	1-5	.200	0-0	.000	2-4	.500	4	0.4		2-14	.143	0-2	.000	3-7	.429	7	0.2	
HARRIS, Breon	120-293	.410	48-127	.378	61-76	.803	349	12.9		349-826	.423	132-371	.356	171-233	.734	1001	10.3	
HARRIS, Kyle	47-111	.423	25-69	.362	15-18	.833	134	4.3		47-111	.423	25-69	.362	15-18	.833	134	4.3	
HINES, Da'Shawn	2-2	1.000	1-1	1.000	0-0	.000	5	0.4		4-6	.667	1-2	.500	1-1	1.000	10	0.4	
HOLT, Tajmin	35-93	.376	9-33	.273	6-11	.545	85	2.7		35-93	.376	9-33	.273	6-11	.545	85	2.4	
LUKE, Chris	14-24	.583	0-0	.000	2-3	.667	30	1.2		14-24	.583	0-0	.000	2-3	.667	30	1.2	
REDBAND, Jeff	123-273	.451	98-218	.450	57-61	.934	401	12.9		469-1046	.448	314-717	.438	162-184	.880	1414	11.9	
SALZBERG, Ryan	10-17	.588	6-11	.545	2-3	.667	28	1.3		10-17	.588	6-11	.545	2-3	.667	28	1.3	
SARKIS, Jay	87-216	.403	50-134	.373	26-42	.619	250	8.6		341-797	.428	197-474	.416	178-223	.798	1057	9.5	
SISCHO, Andrew	289-450	.642	13-28	.464	159-215	.740	750	25.0		713-1186	.601	20-53	.377	351-490	.716	1797	20.4	
SLACK, Keith	25-56	.446	17-41	.415	8-8	1.000	75	6.3		25-56	.446	17-41	.415	8-8	1.000	75	6.3	
WALLACE, Joey	126-285	.442	28-90	.311	86-120	.717	366	12.2		126-285	.442	28-90	.311	86-120	.717	366	12.2	
WILLIAMS, Donte'	12-22	.545	5-12	.417	0-0	.000	29	2.2		12-22	.545	5-12	.417	0-0	.000	29	2.2	

Totals

Player	Season Statistics									Career Statistics								
	O-REB	D-REB	TOTAL	PF	FO	A	TO	A/TO		O-REB	D-REB	TOTAL	PF	FO	A	TO	A/TO	
BASDEN, Ziv	3	3	6	6	0	2	2	1.0		13	17	30	13	0	3	7	0.4	
BRADLEY, Ryan	11	25	36	31	0	10	17	0.6		11	25	36	31	0	10	17	0.6	
DUAH, Jeffrey	0	3	3	0	0	2	1	2.0		2	5	7	2	0	7	4	1.8	
HARRIS, Breon	21	90	111	70	1	73	78	0.9		58	284	342	199	5	235	229	1.0	
HARRIS, Kyle	13	74	87	55	1	31	29	1.1		13	74	87	55	1	31	29	1.1	
HINES, Da'Shawn	0	0	0	0	0	2	0	0.0		0	1	1	1	0	3	1	3.0	
HOLT, Tajmin	13	25	38	28	0	23	26	0.9		13	25	38	28	0	23	26	0.9	
LUKE, Chris	14	18	32	25	0	2	6	0.3		14	18	32	25	0	2	6	0.3	
REDBAND, Jeff	21	94	115	50	0	42	46	0.9		133	396	529	224	4	183	161	1.1	
SALZBERG, Ryan	2	7	9	7	0	6	1	6.0		2	7	9	7	0	6	1	6.0	
SARKIS, Jay	6	65	71	25	0	90	67	1.3		32	264	296	153	3	335	241	1.4	
SISCHO, Andrew	128	217	345	96	1	47	97	0.5		323	565	888	239	1	105	220	0.5	
SLACK, Keith	2	17	19	9	0	14	10	1.4		2	17	19	9	0	14	10	1.4	
WALLACE, Joey	48	145	193	77	1	114	78	1.5		48	145	193	77	1	114	78	1.5	
WILLIAMS, Donte'	3	9	12	10	0	4	6	0.7		3	9	12	10	0	4	6	0.7	



2019-20 Daemen Men's Basketball
Season Box Score
All games

Page 1/1
as of Mar 05, 2020

Game Records

Record	Overall	Home	Away	Neutral
ALL GAMES	24-7	15-1	8-5	1-1
CONFERENCE	12-4	7-1	5-3	0-0
NON-CONFERENCE	12-3	8-0	3-2	1-1

Team Box Score

No.	Player				Total		3-Point		F-Throw		Rebounds													
		GP-GS	MIN	AVG	FG-FGA	FG%	3FG-FGA	3FG%	FT-FTA	FT%	OFF	DEF	TOT	AVG	PF	DQ	A	TO	BLK	STL	PTS	AVG		
22	SISCHO, Andrew	30-28	1021:12	34.0	289-450	.642	13-28	.464	159-215	.740	128	217	345	11.5	96	1	47	97	35	27	750	25.0		
44	REDBAND, Jeff	31-31	1003:46	32.4	123-273	.451	98-218	.450	57-61	.934	21	94	115	3.7	50	0	42	46	33	31	401	12.9		
2	HARRIS, Breon	27-25	802:41	29.7	120-293	.410	48-127	.378	61-76	.803	21	90	111	4.1	70	1	73	78	3	58	349	12.9		
23	WALLACE, Joey	30-29	917:00	30.6	126-285	.442	28-90	.311	86-120	.717	48	145	193	6.4	77	1	114	78	9	34	366	12.2		
5	SARKIS, Jay	29-29	958:59	33.1	87-216	.403	50-134	.373	26-42	.619	6	65	71	2.4	25	0	90	67	1	26	250	8.6		
15	SLACK, Keith	12-1	173:44	14.5	25-56	.446	17-41	.415	8-8	1.000	2	17	19	1.6	9	0	14	10	0	4	75	6.3		
12	HARRIS, Kyle	31-9	556:31	18.0	47-111	.423	25-69	.362	15-18	.833	13	74	87	2.8	55	1	31	29	5	9	134	4.3		
3	HOLT, Tajmin	31-0	306:29	9.9	35-93	.376	9-33	.273	6-11	.545	13	25	38	1.2	28	0	23	26	13	14	85	2.7		
10	WILLIAMS, Donte'	13-0	86:02	6.6	12-22	.545	5-12	.417	0-0	.000	3	9	12	0.9	10	0	4	6	2	1	29	2.2		
25	BRADLEY, Ryan	19-0	170:19	9.0	18-42	.429	1-11	.091	4-8	.500	11	25	36	1.9	31	0	10	17	7	8	41	2.2		
20	SALZBERG, Ryan	22-0	97:43	4.4	10-17	.588	6-11	.545	2-3	.667	2	7	9	0.4	7	0	6	1	1	6	28	1.3		
34	LUKE, Chris	26-2	99:45	3.8	14-24	.583	0-0	.000	2-3	.667	14	18	32	1.2	25	0	2	6	1	1	30	1.2		
24	BASDEN, Ziv	13-0	23:58	1.8	7-11	.636	0-1	.000	0-0	.000	3	3	6	0.5	6	0	2	2	1	0	14	1.1		
14	HINES, Da'Shawn	12-0	17:20	1.4	2-2	1.000	1-1	1.000	0-0	.000	0	0	0	0.0	0	0	2	0	0	1	5	0.4		
4	DUAH, Jeffrey	11-1	14:33	1.3	1-5	.200	0-0	.000	2-4	.500	0	3	3	0.3	0	0	2	1	0	0	4	0.4		
Team											33	47	80					6						
Total		31	6250		916-1900	.482	301-776	.388	428-569	.752	318	839	1157	37.3	489	4	462	470	111	220	2561	82.6		
Opponents		31	6255		856-1950	.439	264-768	.344	332-459	.723	294	732	1026	33.1	567	9	405	463	81	231	2308	74.5		

Score by Periods

Team	1st	2nd	OT	TOT
Daemen	1225	1315	21	2561
Opponents	1065	1222	21	2308



2019-20 Daemen Men's Basketball
Overall Team Statistics
All games

Page 1/1
as of Mar 05, 2020

Team Statistics

	DAEMEN	OPP
Scoring	2561	2308
Points per game	82.6	74.5
Scoring margin	+8.2	-
Field goals-att	916-1900	856-1950
Field goal pct	.482	.439
3 point fg-att	301-776	264-768
3-point FG pct	.388	.344
3-pt FG made per game	9.7	8.5
Free throws-att	428-569	332-459
Free throw pct	.752	.723
F-Throws made per game	13.8	10.7
Rebounds	1157	1026
Rebounds per game	37.3	33.1
Rebounding margin	+4.2	-
Assists	462	405
Assists per game	14.9	13.1
Turnovers	470	463
Turnovers per game	15.2	14.9
Turnover margin	-0.2	-
Assist/turnover ratio	1.0	0.9
Steals	220	231
Steals per game	7.1	7.5
Blocks	111	81
Blocks per game	3.6	2.6
Winning streak	1	-
Home win streak	6	-
Attendance	3656	2666
Home games-Avg/Game	16-229	13-205
Neutral site-Avg/Game	-	2-1145

Score by Periods

Team	1st	2nd	OT	TOT
Daemen	1225	1315	21	2561
Opponents	1065	1222	21	2308



**2019-20 Daemen Men's Basketball
Season Schedule/Results & Leaders
All games**

Page 1/2
as of Mar 05, 2020

Game Records

Record	Overall	Home	Away	Neutral
ALL GAMES	24-7	15-1	8-5	1-1
CONFERENCE	12-4	7-1	5-3	0-0
NON-CONFERENCE	12-3	8-0	3-2	1-1

Team Results

Date	Opponent		Score	Att.	High Points	High Rebounds
11/01/2019	vs Northwest Mo. St.	L	65-85	685	(24) SISCHO, Andrew	(15) SISCHO, Andrew
11/02/2019	vs Missouri Western	W	68-64	1604	(15) REDBAND, Jeff	(12) SISCHO, Andrew
11/08/2019	Felician	W	95-80	450	(31) SISCHO, Andrew	(19) SISCHO, Andrew
11/09/2019	Nyack	W	80-74	380	(34) SISCHO, Andrew	(17) SISCHO, Andrew
11/14/2019	Mercyhurst	W	67-65	375	(22) SISCHO, Andrew	(11) SISCHO, Andrew
11/16/2019	West Liberty	W	98-83	408	(29) SISCHO, Andrew	(18) SISCHO, Andrew
11/19/2019	Le Moyne	W	89-79	384	(27) SISCHO, Andrew	(11) SISCHO, Andrew
11/23/2019	Wilmington (DE)	W	83-81	1025	(24) SISCHO, Andrew	(8) SISCHO, Andrew
						(8) WALLACE, Joey
11/30/2019	at USciences	W	83-57	110	(25) REDBAND, Jeff	(20) SISCHO, Andrew
12/04/2019	Salem (WV)	W	89-59	245	(34) SISCHO, Andrew	(12) SISCHO, Andrew
12/07/2019	Roberts Wesleyan	W	96-70	389	(27) SISCHO, Andrew	(11) SISCHO, Andrew
12/13/2019	at Mercy	W	103-59	114	(26) SISCHO, Andrew	(12) WALLACE, Joey
12/15/2019	at St. Thomas Aquinas	L	80-87	137	(30) SISCHO, Andrew	(13) SISCHO, Andrew
12/19/2019	at Saint Rose	W	96-88	119	(34) SISCHO, Andrew	(7) SISCHO, Andrew
01/01/2020	at St. Anselm	L	59-87	312	(18) SISCHO, Andrew	(13) SISCHO, Andrew
01/02/2020	at Saint Michael's	W	72-68	334	(24) SISCHO, Andrew	(8) HARRIS, Breon
01/04/2020	at Stonehill	L	76-82	188	(23) HARRIS, Breon	(8) SISCHO, Andrew
01/10/2020	Queens (NY)	W	65-57	0	(23) WALLACE, Joey	(11) LUKE, Chris
01/12/2020	Bridgeport	L	64-67	0	(28) SISCHO, Andrew	(11) SISCHO, Andrew
01/19/2020	at Dist. Columbia	W	65-61	0	(22) SISCHO, Andrew	(10) SISCHO, Andrew
01/24/2020	Molloy	W	91-83	0	(26) REDBAND, Jeff	(11) SISCHO, Andrew
01/26/2020	New York Tech	W	92-57	0	(19) SISCHO, Andrew	(8) HARRIS, Kyle
02/01/2020	at Roberts Wesleyan	W	93-73	700	(23) REDBAND, Jeff	(10) SISCHO, Andrew
02/07/2020	at Bridgeport	L	74-83	307	(24) REDBAND, Jeff	(7) SISCHO, Andrew
						(7) REDBAND, Jeff
02/09/2020	at Queens (NY)	W	84-74	79	(25) SISCHO, Andrew	(12) SISCHO, Andrew
02/14/2020	St. Thomas Aquinas	W	81-77	0	(20) HARRIS, Breon	(11) WALLACE, Joey
02/16/2020	Mercy	W	96-79	0	(22) SARKIS, Jay	(14) WALLACE, Joey
02/21/2020	Dist. Columbia	Wot	93-90	0	(27) SISCHO, Andrew	(10) WALLACE, Joey
02/28/2020	at Molloy	W	92-78	174	(27) SISCHO, Andrew	(11) SISCHO, Andrew
03/01/2020	at New York Tech	Lot	82-85	92	(23) SISCHO, Andrew	(16) SISCHO, Andrew
					(23) WALLACE, Joey	
03/04/2020	Queens (NY)	W	90-76	0	(47) SISCHO, Andrew	(15) SISCHO, Andrew

Attendance Summary

	Games	Attend	Avg/Game
Home	16	3656	229
Away	13	2666	205



**2019-20 Daemen Men's Basketball
Season Schedule/Results & Leaders
All games**

Page 2/2
as of Mar 05, 2020

	Games	Attend	Avg/Game
Neutral	2	2289	1145
Total	31	8611	278



2019-20 Daemen Men's Basketball Combined Team Statistics All games

Page 1/1
as of Mar 05, 2020

Game Records

Record	Overall	Home	Away	Neutral
ALL GAMES	24-7	15-1	8-5	1-1
CONFERENCE	12-4	7-1	5-3	0-0
NON-CONFERENCE	12-3	8-0	3-2	1-1

Score by Periods

Team	1st	2nd	OT	TOT
Daemen	1225	1315	21	2561
Opponents	1065	1222	21	2308

Team Box Score

No.	Player				Total		3-Point		F-Throw		Rebounds											
		GP-GS	MIN	AVG	FG-FGA	FG%	3FG-FGA	3FG%	FT-FTA	FT%	OFF	DEF	TOT	AVG	PF	DQ	A	TO	BLK	STL	PTS	AVG
22	SISCHO, Andrew	30-28	1021:12	34.0	289-450	.642	13-28	.464	159-215	.740	128	217	345	11.5	96	1	47	97	35	27	750	25.0
44	REDBAND, Jeff	31-31	1003:46	32.4	123-273	.451	98-218	.450	57-61	.934	21	94	115	3.7	50	0	42	46	33	31	401	12.9
2	HARRIS, Breon	27-25	802:41	29.7	120-293	.410	48-127	.378	61-76	.803	21	90	111	4.1	70	1	73	78	3	58	349	12.9
23	WALLACE, Joey	30-29	917:00	30.6	126-285	.442	28-90	.311	86-120	.717	48	145	193	6.4	77	1	114	78	9	34	366	12.2
5	SARKIS, Jay	29-29	958:59	33.1	87-216	.403	50-134	.373	26-42	.619	6	65	71	2.4	25	0	90	67	1	26	250	8.6
15	SLACK, Keith	12-1	173:44	14.5	25-56	.446	17-41	.415	8-8	1.000	2	17	19	1.6	9	0	14	10	0	4	75	6.3
12	HARRIS, Kyle	31-9	556:31	18.0	47-111	.423	25-69	.362	15-18	.833	13	74	87	2.8	55	1	31	29	5	9	134	4.3
3	HOLT, Tajmin	31-0	306:29	9.9	35-93	.376	9-33	.273	6-11	.545	13	25	38	1.2	28	0	23	26	13	14	85	2.7
10	WILLIAMS, Donte'	13-0	86:02	6.6	12-22	.545	5-12	.417	0-0	.000	3	9	12	0.9	10	0	4	6	2	1	29	2.2
25	BRADLEY, Ryan	19-0	170:19	9.0	18-42	.429	1-11	.091	4-8	.500	11	25	36	1.9	31	0	10	17	7	8	41	2.2
20	SALZBERG, Ryan	22-0	97:43	4.4	10-17	.588	6-11	.545	2-3	.667	2	7	9	0.4	7	0	6	1	1	6	28	1.3
34	LUKE, Chris	26-2	99:45	3.8	14-24	.583	0-0	.000	2-3	.667	14	18	32	1.2	25	0	2	6	1	1	30	1.2
24	BASDEN, Ziv	13-0	23:58	1.8	7-11	.636	0-1	.000	0-0	.000	3	3	6	0.5	6	0	2	2	1	0	14	1.1
14	HINES, Da'Shawn	12-0	17:20	1.4	2-2	1.000	1-1	1.000	0-0	.000	0	0	0	0.0	0	0	2	0	0	1	5	0.4
4	DUAH, Jeffrey	11-1	14:33	1.3	1-5	.200	0-0	.000	2-4	.500	0	3	3	0.3	0	0	2	1	0	0	4	0.4
Team											33	47	80					6				
Total		31	6250		916-1900	.482	301-776	.388	428-569	.752	318	839	1157	37.3	489	4	462	470	111	220	2561	82.6
Opponents		31	6255		856-1950	.439	264-768	.344	332-459	.723	294	732	1026	33.1	567	9	405	463	81	231	2308	74.5

Team Statistics

	DAEMEN	OPP
Scoring	2561	2308
Points per game	82.6	74.5
Scoring margin	+8.2	-
Field goals-att	916-1900	856-1950
Field goal pct	.482	.439
3 point fg-att	301-776	264-768
3-point FG pct	.388	.344
3-pt FG made per game	9.7	8.5
Free throws-att	428-569	332-459
Free throw pct	.752	.723
F-Throws made per game	13.8	10.7
Rebounds	1157	1026
Rebounds per game	37.3	33.1
Rebounding margin	+4.2	-
Assists	462	405
Assists per game	14.9	13.1
Turnovers	470	463
Turnovers per game	15.2	14.9
Turnover margin	-0.2	-
Assist/turnover ratio	1.0	0.9
Steals	220	231
Steals per game	7.1	7.5
Blocks	111	81
Blocks per game	3.6	2.6
Winning streak	1	-
Home win streak	6	-
Attendance	3656	2666
Home games-Avg/Game	16-229	13-205
Neutral site-Avg/Game	-	2-1145

Team Results

Date	Opponent		Score	Att.
11/01/2019	vs Northwest Mo. St.	L	65-85	685
11/02/2019	vs Missouri Western	W	68-64	1604
11/08/2019	Felician	W	95-80	450
11/09/2019	Nyack	W	80-74	380
11/14/2019	Mercyhurst	W	67-65	375
11/16/2019	West Liberty	W	98-83	408
11/19/2019	Le Moyne	W	89-79	384
11/23/2019	Wilmington (DE)	W	83-81	1025
11/30/2019	at USciences	W	83-57	110
12/04/2019	Salem (WV)	W	89-59	245
12/07/2019	Roberts Wesleyan	W	96-70	389
12/13/2019	at Mercy	W	103-59	114
12/15/2019	at St. Thomas Aquinas	L	80-87	137
12/19/2019	at Saint Rose	W	96-88	119
01/01/2020	at St. Anselm	L	59-87	312
01/02/2020	at Saint Michael's	W	72-68	334
01/04/2020	at Stonehill	L	76-82	188
01/10/2020	Queens (NY)	W	65-57	0
01/12/2020	Bridgeport	L	64-67	0
01/19/2020	at Dist. Columbia	W	65-61	0
01/24/2020	Molloy	W	91-83	0
01/26/2020	New York Tech	W	92-57	0
02/01/2020	at Roberts Wesleyan	W	93-73	700
02/07/2020	at Bridgeport	L	74-83	307
02/09/2020	at Queens (NY)	W	84-74	79
02/14/2020	St. Thomas Aquinas	W	81-77	0
02/16/2020	Mercy	W	96-79	0
02/21/2020	Dist. Columbia	Wot	93-90	0
02/28/2020	at Molloy	W	92-78	174
03/01/2020	at New York Tech	Lot	82-85	92
03/04/2020	Queens (NY)	W	90-76	0



**2019-20 Daemen Men's Basketball
Individual Game-by-Game
All games**

Page 1/15
as of Mar 05, 2020

#2 HARRIS, Breon

Opponent	Date	GS	MIN	Total		3-Pointers		Free throws		Rebounds				PF	A	T/O	BLK	STL	PTS	AVG
				FG-FGA	PCT	3FG-3FGA	PCT	FT-FTA	PCT	OFF	DEF	TOT	AVG							
vs Northwest Mo. St.	11/01/2019	*	11:30	0-3	.000	0-3	.000	0-0	.000	0	1	1	1.0	5	0	3	0	0	0	0.0
Felician	11/08/2019	*	34:12	7-16	.438	2-6	.333	2-4	.500	2	5	7	4.0	3	6	4	0	3	18	9.0
Nyack	11/09/2019	*	31:55	4-11	.364	2-5	.400	1-2	.500	2	9	11	6.3	4	7	3	0	1	11	9.7
Mercyhurst	11/14/2019	*	21:23	1-6	.167	0-3	.000	2-2	1.000	0	1	1	5.0	4	1	4	0	0	4	8.3
West Liberty	11/16/2019	*	29:02	5-11	.455	3-6	.500	4-7	.571	0	3	3	4.6	3	2	6	0	4	17	10.0
Le Moyne	11/19/2019	*	30:44	5-14	.357	4-7	.571	0-0	.000	0	4	4	4.5	3	2	1	0	2	14	10.7
Wilmington (DE)	11/23/2019	*	29:21	7-17	.412	4-8	.500	3-4	.750	0	4	4	4.4	2	3	1	0	3	21	12.1
at Mercy	12/13/2019		21:00	5-9	.556	1-2	.500	0-0	.000	1	5	6	4.6	1	2	1	0	3	11	12.0
at St. Thomas Aquinas	12/15/2019		25:00	7-13	.538	3-7	.429	5-5	1.000	1	3	4	4.6	4	1	2	0	1	22	13.1
at Saint Rose	12/19/2019	*	27:22	7-13	.538	2-4	.500	0-0	.000	1	0	1	4.2	4	1	3	0	2	16	13.4
at St. Anselm	01/01/2020	*	24:09	2-8	.250	0-3	.000	3-3	1.000	2	6	8	4.5	1	2	4	0	0	7	12.8
at Saint Michael's	01/02/2020	*	33:00	6-12	.500	0-4	.000	4-6	.667	1	7	8	4.8	2	1	3	0	2	16	13.1
at Stonehill	01/04/2020	*	34:43	9-14	.643	5-7	.714	0-0	.000	0	0	0	4.5	1	1	3	0	4	23	13.8
Queens (NY)	01/10/2020	*	31:57	3-11	.273	2-5	.400	2-2	1.000	2	5	7	4.6	3	2	1	0	0	10	13.6
Bridgeport	01/12/2020	*	33:49	2-12	.167	0-3	.000	1-2	.500	1	3	4	4.6	4	2	5	1	3	5	13.0
at Dist. Columbia	01/19/2020	*	35:00	4-11	.364	2-3	.667	0-0	.000	1	1	2	4.4	3	3	4	0	4	10	12.8
Molloy	01/24/2020	*	25:40	1-8	.125	0-3	.000	2-2	1.000	0	6	6	4.5	2	4	1	0	2	4	12.3
New York Tech	01/26/2020	*	27:19	6-11	.545	0-3	.000	2-2	1.000	0	1	1	4.3	0	7	1	0	5	14	12.4
at Roberts Wesleyan	02/01/2020	*	26:00	5-11	.455	3-6	.500	2-2	1.000	1	2	3	4.3	4	3	1	0	1	15	12.5
at Bridgeport	02/07/2020	*	28:00	1-6	.167	1-3	.333	4-4	1.000	2	4	6	4.4	2	4	5	0	1	7	12.3
at Queens (NY)	02/09/2020	*	32:50	2-9	.222	1-3	.333	4-4	1.000	0	3	3	4.3	1	2	4	1	1	9	12.1
St. Thomas Aquinas	02/14/2020	*	35:03	5-8	.625	3-6	.500	7-7	1.000	1	4	5	4.3	3	1	5	0	0	20	12.5
Mercy	02/16/2020	*	33:33	7-15	.467	3-8	.375	0-0	.000	0	1	1	4.2	1	4	1	0	0	17	12.7
Dist. Columbia	02/21/2020	*	37:02	5-11	.455	3-6	.500	2-2	1.000	0	3	3	4.1	2	2	3	0	3	15	12.8
at Molloy	02/28/2020	*	33:55	7-11	.636	0-3	.000	4-4	1.000	1	4	5	4.2	4	3	7	0	5	18	13.0
at New York Tech	03/01/2020	*	38:29	4-11	.364	2-4	.500	3-6	.500	2	4	6	4.2	3	5	2	0	6	13	13.0
Queens (NY)	03/04/2020	*	30:44	3-11	.273	2-6	.333	4-6	.667	0	1	1	4.1	1	2	0	1	2	12	12.9
Totals		25	802:41	120-293	.410	48-127	.378	61-76	.803	21	90	111	4.1	70	73	78	3	58	349	12.9

Player Averages

Games Played	Minutes/ game	Points/ game	FG Pct	3FG Pct	FT Pct	Rebounds/ game	Assists/ game	Turnovers/ game	Assist/Turnover ratio	Steals/ game	Blocks/ game
27	29.7	12.9	41.0	37.8	80.3	4.1	2.7	2.9	0.9	2.1	0.1



2019-20 Daemen Men's Basketball
Individual Game-by-Game
All games

Page 2/15
as of Mar 05, 2020

#3 HOLT, Tajmin

Opponent	Date	GS	MIN	Total		3-Pointers		Free throws		Rebounds				PF	A	T/O	BLK	STL	PTS		AVG
				FG-FGA	PCT	3FG-3FGA	PCT	FT-FTA	PCT	OFF	DEF	TOT	AVG								
vs Northwest Mo. St.	11/01/2019		02:53	0-1	.000	0-1	.000	0-0	.000	0	0	0	0.0	0	0	0	0	0	0	0	0.0
vs Missouri Western	11/02/2019		04:30	0-0	.000	0-0	.000	0-0	.000	1	1	2	1.0	2	0	1	0	0	0	0	0.0
Felician	11/08/2019		01:06	0-0	.000	0-0	.000	0-0	.000	0	0	0	0.7	0	0	0	0	0	0	0	0.0
Nyack	11/09/2019		10:02	1-2	.500	1-2	.500	0-0	.000	0	0	0	0.5	2	0	0	1	0	3	0.8	
Mercyhurst	11/14/2019		01:47	0-0	.000	0-0	.000	0-0	.000	0	0	0	0.4	0	0	0	0	0	0	0	0.6
West Liberty	11/16/2019		06:40	0-4	.000	0-2	.000	0-0	.000	1	0	1	0.5	0	2	0	0	1	0	0.5	
Le Moyne	11/19/2019		07:25	1-3	.333	0-2	.000	0-0	.000	0	0	0	0.4	0	0	0	0	0	2	0.7	
Wilmington (DE)	11/23/2019		03:34	0-2	.000	0-0	.000	0-0	.000	1	0	1	0.5	0	0	0	0	0	0	0.6	
at USciences	11/30/2019		08:47	0-2	.000	0-1	.000	0-0	.000	0	0	0	0.4	0	1	0	0	0	0	0.6	
Salem (WV)	12/04/2019		14:21	3-6	.500	0-1	.000	0-1	.000	0	1	1	0.5	2	1	2	2	1	6	1.1	
Roberts Wesleyan	12/07/2019		10:16	3-6	.500	1-2	.500	0-0	.000	0	1	1	0.5	0	0	0	1	1	7	1.6	
at Mercy	12/13/2019		09:00	1-1	1.000	0-0	.000	0-0	.000	1	4	5	0.9	1	2	1	0	1	2	1.7	
at St. Thomas Aquinas	12/15/2019		03:00	0-1	.000	0-0	.000	0-0	.000	0	0	0	0.8	2	0	2	0	0	0	1.5	
at Saint Rose	12/19/2019		19:29	2-3	.667	0-1	.000	0-0	.000	1	1	2	0.9	0	2	3	1	3	4	1.7	
at St. Anselm	01/01/2020		08:58	0-5	.000	0-1	.000	0-1	.000	0	1	1	0.9	1	0	0	0	0	0	1.6	
at Saint Michael's	01/02/2020		09:00	0-1	.000	0-0	.000	2-2	1.000	0	1	1	0.9	1	0	1	0	2	2	1.6	
at Stonehill	01/04/2020		08:08	1-1	1.000	0-0	.000	0-0	.000	0	1	1	0.9	2	0	1	0	0	2	1.6	
Queens (NY)	01/10/2020		28:58	4-6	.667	1-3	.333	0-1	.000	0	1	1	0.9	0	3	1	2	1	9	2.1	
Bridgeport	01/12/2020		11:03	0-1	.000	0-0	.000	0-1	.000	1	0	1	0.9	3	1	0	0	0	0	1.9	
at Dist. Columbia	01/19/2020		10:00	0-4	.000	0-1	.000	0-0	.000	2	1	3	1.1	0	1	2	1	0	0	1.9	
Molloy	01/24/2020		09:07	0-0	.000	0-0	.000	0-0	.000	0	1	1	1.0	0	2	0	0	0	0	1.8	
New York Tech	01/26/2020		11:01	1-5	.200	1-1	1.000	0-0	.000	1	3	4	1.2	0	1	0	0	0	3	1.8	
at Roberts Wesleyan	02/01/2020		07:00	1-2	.500	0-1	.000	0-0	.000	1	0	1	1.2	3	2	2	2	0	2	1.8	
at Bridgeport	02/07/2020		17:00	3-5	.600	0-1	.000	0-0	.000	0	3	3	1.3	2	2	3	0	1	6	2.0	
at Queens (NY)	02/09/2020		08:31	1-3	.333	0-0	.000	1-2	.500	2	1	3	1.3	1	0	0	0	0	3	2.0	
St. Thomas Aquinas	02/14/2020		05:55	2-2	1.000	1-1	1.000	0-0	.000	0	0	0	1.3	0	0	0	0	0	5	2.2	
Mercy	02/16/2020		13:17	3-4	.750	1-2	.500	0-0	.000	0	0	0	1.2	0	0	1	0	0	7	2.3	
Dist. Columbia	02/21/2020		16:40	2-4	.500	1-1	1.000	0-0	.000	0	2	2	1.3	2	0	3	2	3	5	2.4	
at Molloy	02/28/2020		09:21	1-5	.200	1-4	.250	2-2	1.000	0	2	2	1.3	1	0	1	0	0	5	2.5	
at New York Tech	03/01/2020		21:01	4-11	.364	1-5	.200	1-1	1.000	1	0	1	1.3	2	3	1	1	0	10	2.8	
Queens (NY)	03/04/2020		08:37	1-3	.333	0-0	.000	0-0	.000	0	0	0	1.2	1	0	1	0	0	2	2.7	
Totals		0	306:29	35-93	.376	9-33	.273	6-11	.545	13	25	38	1.2	28	23	26	13	14	85	2.7	

Player Averages

Games Played	Minutes/ game	Points/ game	FG Pct	3FG Pct	FT Pct	Rebounds/ game	Assists/ game	Turnovers/ game	Assist/Turnover ratio	Steals/ game	Blocks/ game
31	9.9	2.7	37.6	27.3	54.5	1.2	0.7	0.8	0.9	0.5	0.4



**2019-20 Daemen Men's Basketball
Individual Game-by-Game
All games**

Page 3/15
as of Mar 05, 2020

#4 DUAH, Jeffrey

Opponent	Date	GS	MIN	Total		3-Pointers		Free throws		Rebounds							
				FG-FGA	PCT	3FG-3FGA	PCT	FT-FTA	PCT	OFF	DEF	TOT	AVG	PF	A	T/O	BLK
West Liberty	11/16/2019		00:32	0-0	.000	0-0	.000	0-0	.000	0	0	0	0.0	0	0	1	0
Salem (WV)	12/04/2019		00:50	0-0	.000	0-0	.000	0-0	.000	0	0	0	0.0	0	0	0	0
Roberts Wesleyan	12/07/2019		00:41	0-0	.000	0-0	.000	0-0	.000	0	0	0	0.0	0	0	0	0
at Mercy	12/13/2019		02:00	0-0	.000	0-0	.000	0-0	.000	0	1	1	0.3	0	0	0	0
at St. Anselm	01/01/2020		01:24	0-0	.000	0-0	.000	0-2	.000	0	1	1	0.4	0	0	0	0
New York Tech	01/26/2020		02:11	1-2	.500	0-0	.000	0-0	.000	0	0	0	0.3	0	2	0	0
at Roberts Wesleyan	02/01/2020		01:00	0-1	.000	0-0	.000	0-0	.000	0	0	0	0.3	0	0	0	0
Mercy	02/16/2020		00:52	0-0	.000	0-0	.000	0-0	.000	0	0	0	0.3	0	0	0	0
Dist. Columbia	02/21/2020	*	03:39	0-1	.000	0-0	.000	2-2	1.000	0	0	0	0.2	0	0	0	0
at Molloy	02/28/2020		00:36	0-1	.000	0-0	.000	0-0	.000	0	1	1	0.3	0	0	0	0
Queens (NY)	03/04/2020		00:48	0-0	.000	0-0	.000	0-0	.000	0	0	0	0.3	0	0	0	0
Totals		1	14:33	1-5	.200	0-0	.000	2-4	.500	0	3	3	0.3	0	2	1	0

Player Averages

Games Played	Minutes/game	Points/game	FG Pct	3FG Pct	FT Pct	Rebounds/game	Assists/game	Turnovers/game	Assist/Turnover ratio	Steals/game	Blocks/game
11	1.3	0.4	20.0	0.0	50.0	0.3	0.2	0.1	2.0	0.0	0.0



2019-20 Daemen Men's Basketball
Individual Game-by-Game
All games

Page 4/15
as of Mar 05, 2020

#5 SARKIS, Jay

Opponent	Date	GS	MIN	Total		3-Pointers		Free throws		Rebounds				PF	A	T/O	BLK	STL	PTS	AVG
				FG-FGA	PCT	3FG-3FGA	PCT	FT-FTA	PCT	OFF	DEF	TOT	AVG							
vs Northwest Mo. St.	11/01/2019	*	35:01	1-5	.200	0-3	.000	0-0	.000	0	0	0	0.0	0	2	2	0	0	2	2.0
vs Missouri Western	11/02/2019	*	37:06	2-8	.250	1-4	.250	2-2	1.000	0	1	1	0.5	0	1	4	0	0	7	4.5
Felician	11/08/2019	*	31:49	5-9	.556	1-3	.333	0-0	.000	0	2	2	1.0	1	3	1	0	1	11	6.7
Nyack	11/09/2019	*	30:46	2-11	.182	2-7	.286	0-0	.000	0	2	2	1.3	1	2	2	0	0	6	6.5
Mercyhurst	11/14/2019	*	32:53	2-2	1.000	2-2	1.000	4-6	.667	0	0	0	1.0	0	1	3	0	2	10	7.2
Wilmington (DE)	11/23/2019	*	25:40	0-4	.000	0-3	.000	0-0	.000	0	2	2	1.2	2	4	1	0	1	0	6.0
at USciences	11/30/2019	*	34:47	2-7	.286	1-4	.250	1-4	.250	0	1	1	1.1	2	5	2	0	2	6	6.0
Salem (WV)	12/04/2019	*	29:56	4-9	.444	3-7	.429	0-0	.000	2	4	6	1.8	0	8	2	0	3	11	6.6
Roberts Wesleyan	12/07/2019	*	35:28	5-8	.625	2-5	.400	2-2	1.000	0	1	1	1.7	1	0	1	0	3	14	7.4
at Mercy	12/13/2019	*	23:00	3-6	.500	2-4	.500	1-1	1.000	0	2	2	1.7	0	3	1	0	0	9	7.6
at St. Thomas Aquinas	12/15/2019	*	32:00	1-4	.250	1-3	.333	1-2	.500	0	3	3	1.8	3	1	0	0	0	4	7.3
at Saint Rose	12/19/2019	*	35:31	2-5	.400	1-3	.333	2-6	.333	0	0	0	1.7	1	7	3	0	0	7	7.3
at St. Anselm	01/01/2020	*	28:54	2-6	.333	0-2	.000	1-2	.500	0	4	4	1.8	0	3	3	0	1	5	7.1
at Saint Michael's	01/02/2020	*	37:00	4-10	.400	3-7	.429	1-2	.500	0	0	0	1.7	0	6	0	0	0	12	7.4
at Stonehill	01/04/2020	*	32:07	2-5	.400	1-3	.333	0-0	.000	0	4	4	1.9	1	3	1	0	1	5	7.3
Queens (NY)	01/10/2020	*	36:17	3-8	.375	2-5	.400	0-0	.000	0	2	2	1.9	2	3	5	0	0	8	7.3
Bridgeport	01/12/2020	*	29:33	1-5	.200	0-2	.000	0-0	.000	0	5	5	2.1	1	1	4	0	0	2	7.0
at Dist. Columbia	01/19/2020	*	35:00	5-8	.625	1-3	.333	0-0	.000	0	6	6	2.3	0	0	4	0	0	11	7.2
Molloy	01/24/2020	*	38:26	6-13	.462	4-9	.444	4-6	.667	0	4	4	2.4	0	2	4	1	2	20	7.9
New York Tech	01/26/2020	*	29:06	5-10	.500	2-3	.667	2-3	.667	0	1	1	2.3	1	1	3	0	0	14	8.2
at Roberts Wesleyan	02/01/2020	*	34:00	3-9	.333	2-4	.500	0-0	.000	0	1	1	2.2	0	7	1	0	1	8	8.2
at Bridgeport	02/07/2020	*	34:00	3-9	.333	2-7	.286	0-0	.000	0	1	1	2.2	2	1	3	0	1	8	8.2
at Queens (NY)	02/09/2020	*	31:27	3-8	.375	3-7	.429	2-2	1.000	0	2	2	2.2	2	7	3	0	2	11	8.3
St. Thomas Aquinas	02/14/2020	*	35:15	4-9	.444	4-8	.500	0-0	.000	0	2	2	2.2	1	2	4	0	0	12	8.5
Mercy	02/16/2020	*	31:53	8-12	.667	6-10	.600	0-0	.000	2	3	5	2.3	1	5	2	0	1	22	9.0
Dist. Columbia	02/21/2020	*	36:30	2-7	.286	0-4	.000	3-4	.750	1	3	4	2.3	0	6	0	0	1	7	8.9
at Molloy	02/28/2020	*	33:18	3-6	.500	2-5	.400	0-0	.000	1	4	5	2.4	1	4	4	0	3	8	8.9
at New York Tech	03/01/2020	*	35:24	1-8	.125	1-5	.200	0-0	.000	0	2	2	2.4	2	1	2	0	1	3	8.7
Queens (NY)	03/04/2020	*	36:54	3-5	.600	1-2	.500	0-0	.000	0	3	3	2.4	0	1	2	0	0	7	8.6
Totals		29	958:59	87-216	.403	50-134	.373	26-42	.619	6	65	71	2.4	25	90	67	1	26	250	8.6

Player Averages

Games Played	Minutes/ game	Points/ game	FG Pct	3FG Pct	FT Pct	Rebounds/ game	Assists/ game	Turnovers/ game	Assist/Turnover ratio	Steals/ game	Blocks/ game
29	33.1	8.6	40.3	37.3	61.9	2.4	3.1	2.3	1.3	0.9	0.0



**2019-20 Daemen Men's Basketball
Individual Game-by-Game
All games**

Page 5/15
as of Mar 05, 2020

#10 WILLIAMS, Donte'

Opponent	Date	GS	MIN	Total		3-Pointers		Free throws		Rebounds				PF	A	T/O	BLK	STL	PTS	AVG
				FG-FGA	PCT	3FG-3FGA	PCT	FT-FTA	PCT	OFF	DEF	TOT	AVG							
vs Northwest Mo. St.	11/01/2019		14:34	3-4	.750	2-3	.667	0-0	.000	0	0	0	0.0	2	2	2	0	0	8	8.0
vs Missouri Western	11/02/2019		10:35	2-3	.667	1-2	.500	0-0	.000	2	1	3	1.5	0	0	1	0	0	5	6.5
Felician	11/08/2019		14:47	2-4	.500	0-2	.000	0-0	.000	0	4	4	2.3	1	2	1	0	0	4	5.7
Nyack	11/09/2019		05:06	0-1	.000	0-1	.000	0-0	.000	0	0	0	1.8	0	0	0	0	0	0	4.3
Mercyhurst	11/14/2019		01:08	0-0	.000	0-0	.000	0-0	.000	0	0	0	1.4	0	0	0	0	0	0	3.4
West Liberty	11/16/2019		02:43	2-2	1.000	0-0	.000	0-0	.000	0	0	0	1.2	1	0	0	0	0	4	3.5
Le Moyne	11/19/2019		06:47	1-1	1.000	0-0	.000	0-0	.000	0	1	1	1.1	0	0	0	0	0	2	3.3
Wilmington (DE)	11/23/2019		03:06	0-0	.000	0-0	.000	0-0	.000	0	1	1	1.1	1	0	0	0	1	0	2.9
at USciences	11/30/2019		06:36	2-4	.500	2-3	.667	0-0	.000	0	0	0	1.0	2	0	0	0	0	6	3.2
Salem (WV)	12/04/2019		04:52	0-1	.000	0-0	.000	0-0	.000	1	2	3	1.2	0	0	2	1	0	0	2.9
Roberts Wesleyan	12/07/2019		01:48	0-1	.000	0-0	.000	0-0	.000	0	0	0	1.1	0	0	0	0	0	0	2.6
at Mercy	12/13/2019		14:00	0-1	.000	0-1	.000	0-0	.000	0	0	0	1.0	2	0	0	1	0	0	2.4
at St. Thomas Aquinas	12/15/2019		00:00	0-0	.000	0-0	.000	0-0	.000	0	0	0	0.9	1	0	0	0	0	0	2.2
Totals		0	86:02	12-22	.545	5-12	.417	0-0	.000	3	9	12	0.9	10	4	6	2	1	29	2.2

Player Averages

Games Played	Minutes/game	Points/game	FG Pct	3FG Pct	FT Pct	Rebounds/game	Assists/game	Turnovers/game	Assist/Turnover ratio	Steals/game	Blocks/game
13	6.6	2.2	54.5	41.7	0.0	0.9	0.3	0.5	0.7	0.1	0.2



**2019-20 Daemen Men's Basketball
Individual Game-by-Game
All games**

Page 6/15
as of Mar 05, 2020

#12 HARRIS, Kyle

Opponent	Date	GS	MIN	Total		3-Pointers		Free throws		Rebounds				PF	A	T/O	BLK	STL	PTS	AVG
				FG-FGA	PCT	3FG-3FGA	PCT	FT-FTA	PCT	OFF	DEF	TOT	AVG							
vs Northwest Mo. St.	11/01/2019		21:42	1-4	.250	1-4	.250	2-2	1.000	0	2	2	2.0	4	2	0	0	1	5	5.0
vs Missouri Western	11/02/2019		19:17	5-9	.556	1-4	.250	0-0	.000	1	1	2	2.0	5	0	2	0	0	11	8.0
Felician	11/08/2019		15:30	4-4	1.000	2-2	1.000	0-0	.000	0	2	2	2.0	1	0	2	0	0	10	8.7
Nyack	11/09/2019		08:05	0-1	.000	0-0	.000	0-0	.000	0	0	0	1.5	0	1	2	0	0	0	6.5
Mercyhurst	11/14/2019		23:39	5-5	1.000	1-1	1.000	0-0	.000	1	2	3	1.8	2	1	2	0	0	11	7.4
West Liberty	11/16/2019	*	29:55	3-6	.500	3-5	.600	2-2	1.000	0	4	4	2.2	2	0	5	0	0	11	8.0
Le Moyne	11/19/2019	*	29:48	3-5	.600	1-3	.333	0-0	.000	2	1	3	2.3	2	4	1	1	0	7	7.9
Wilmington (DE)	11/23/2019		19:43	1-3	.333	1-2	.500	0-0	.000	2	2	4	2.5	2	3	0	0	0	3	7.3
at USciences	11/30/2019	*	19:20	2-6	.333	1-4	.250	2-2	1.000	1	0	1	2.3	4	2	0	1	0	7	7.2
Salem (WV)	12/04/2019	*	27:54	5-8	.625	4-6	.667	0-0	.000	0	7	7	2.8	1	1	1	0	0	14	7.9
Roberts Wesleyan	12/07/2019	*	22:31	1-3	.333	0-1	.000	2-2	1.000	0	3	3	2.8	3	1	2	0	0	4	7.5
at Mercy	12/13/2019	*	21:00	2-5	.400	1-4	.250	0-0	.000	1	2	3	2.8	0	1	0	0	0	5	7.3
at St. Thomas Aquinas	12/15/2019	*	24:00	1-4	.250	0-2	.000	1-2	.500	0	2	2	2.8	4	1	0	1	1	3	7.0
at Saint Rose	12/19/2019	*	23:16	1-3	.333	0-1	.000	2-2	1.000	0	2	2	2.7	4	5	1	0	0	4	6.8
at St. Anselm	01/01/2020	*	26:29	2-5	.400	1-3	.333	2-4	.500	2	3	5	2.9	1	0	0	0	0	7	6.8
at Saint Michael's	01/02/2020		16:00	0-1	.000	0-0	.000	0-0	.000	0	0	0	2.7	0	0	0	0	0	0	6.4
at Stonehill	01/04/2020		14:43	0-5	.000	0-4	.000	0-0	.000	1	3	4	2.8	2	0	0	0	1	0	6.0
Queens (NY)	01/10/2020		19:57	2-2	1.000	2-2	1.000	0-0	.000	0	5	5	2.9	0	1	2	0	0	6	6.0
Bridgeport	01/12/2020		17:27	0-3	.000	0-2	.000	0-0	.000	0	6	6	3.1	1	1	0	1	0	0	5.7
at Dist. Columbia	01/19/2020		12:00	0-1	.000	0-0	.000	0-0	.000	0	4	4	3.1	2	0	0	0	0	0	5.4
Molloy	01/24/2020		20:23	1-5	.200	0-2	.000	0-0	.000	0	3	3	3.1	0	1	2	1	1	2	5.2
New York Tech	01/26/2020		17:56	0-1	.000	0-1	.000	0-0	.000	0	8	8	3.3	2	0	0	0	0	0	5.0
at Roberts Wesleyan	02/01/2020		18:00	1-5	.200	0-3	.000	2-2	1.000	0	4	4	3.3	1	1	0	0	2	4	5.0
at Bridgeport	02/07/2020		10:00	1-2	.500	1-2	.500	0-0	.000	0	1	1	3.3	2	1	3	0	0	3	4.9
at Queens (NY)	02/09/2020		15:19	2-4	.500	2-3	.667	0-0	.000	0	2	2	3.2	2	0	1	0	0	6	4.9
St. Thomas Aquinas	02/14/2020		09:39	0-3	.000	0-3	.000	0-0	.000	1	0	1	3.1	0	1	0	0	0	0	4.7
Mercy	02/16/2020		12:05	1-2	.500	1-1	1.000	0-0	.000	0	0	0	3.0	0	1	0	0	1	3	4.7
Dist. Columbia	02/21/2020		10:06	0-3	.000	0-2	.000	0-0	.000	0	1	1	2.9	1	2	0	0	0	0	4.5
at Molloy	02/28/2020		11:35	2-2	1.000	1-1	1.000	0-0	.000	1	0	1	2.9	2	0	2	0	2	5	4.5
at New York Tech	03/01/2020		10:44	1-1	1.000	1-1	1.000	0-0	.000	0	2	2	2.8	4	0	1	0	0	3	4.5
Queens (NY)	03/04/2020		08:28	0-0	.000	0-0	.000	0-0	.000	0	2	2	2.8	1	0	0	0	0	0	4.3
Totals		9	556:31	47-111	.423	25-69	.362	15-18	.833	13	74	87	2.8	55	31	29	5	9	134	4.3

Player Averages

Games Played	Minutes/ game	Points/ game	FG Pct	3FG Pct	FT Pct	Rebounds/ game	Assists/ game	Turnovers/ game	Assist/Turnover ratio	Steals/ game	Blocks/ game
31	18.0	4.3	42.3	36.2	83.3	2.8	1.0	0.9	1.1	0.3	0.2



**2019-20 Daemen Men's Basketball
Individual Game-by-Game
All games**

Page 7/15
as of Mar 05, 2020

#14 HINES, Da'Shawn

Opponent	Date	GS	MIN	Total		3-Pointers		Free throws		Rebounds				PF	A	T/O	BLK	STL	PTS	AVG
				FG-FGA	PCT	3FG-3FGA	PCT	FT-FTA	PCT	OFF	DEF	TOT	AVG							
West Liberty	11/16/2019		00:37	0-0	.000	0-0	.000	0-0	.000	0	0	0	0.0	0	0	0	0	0	0	0.0
at USciences	11/30/2019		01:13	0-0	.000	0-0	.000	0-0	.000	0	0	0	0.0	0	0	0	0	0	0	0.0
Salem (WV)	12/04/2019		00:50	1-1	1.000	0-0	.000	0-0	.000	0	0	0	0.0	0	0	0	0	0	2	0.7
Roberts Wesleyan	12/07/2019		00:54	1-1	1.000	1-1	1.000	0-0	.000	0	0	0	0.0	0	0	0	0	0	3	1.3
at Mercy	12/13/2019		05:00	0-0	.000	0-0	.000	0-0	.000	0	0	0	0.0	0	2	0	0	1	0	1.0
at Saint Rose	12/19/2019		00:17	0-0	.000	0-0	.000	0-0	.000	0	0	0	0.0	0	0	0	0	0	0	0.8
at St. Anselm	01/01/2020		03:13	0-0	.000	0-0	.000	0-0	.000	0	0	0	0.0	0	0	0	0	0	0	0.7
New York Tech	01/26/2020		02:00	0-0	.000	0-0	.000	0-0	.000	0	0	0	0.0	0	0	0	0	0	0	0.6
at Roberts Wesleyan	02/01/2020		01:00	0-0	.000	0-0	.000	0-0	.000	0	0	0	0.0	0	0	0	0	0	0	0.6
Mercy	02/16/2020		00:52	0-0	.000	0-0	.000	0-0	.000	0	0	0	0.0	0	0	0	0	0	0	0.5
at Molloy	02/28/2020		00:36	0-0	.000	0-0	.000	0-0	.000	0	0	0	0.0	0	0	0	0	0	0	0.5
Queens (NY)	03/04/2020		00:48	0-0	.000	0-0	.000	0-0	.000	0	0	0	0.0	0	0	0	0	0	0	0.4
Totals		0	17:20	2-2	1.000	1-1	1.000	0-0	.000	0	0	0	0.0	0	2	0	0	1	5	0.4

Player Averages

Games Played	Minutes/ game	Points/ game	FG Pct	3FG Pct	FT Pct	Rebounds/ game	Assists/ game	Turnovers/ game	Assist/Turnover ratio	Steals/ game	Blocks/ game
12	1.4	0.4	100.0	100.0	0.0	0.0	0.2	0.0	2.0	0.1	0.0



**2019-20 Daemen Men's Basketball
Individual Game-by-Game
All games**

Page 8/15
as of Mar 05, 2020

#15 SLACK, Keith

Opponent	Date	GS	MIN	Total		3-Pointers		Free throws		Rebounds				PF	A	T/O	BLK	STL	PTS	AVG
				FG-FGA	PCT	3FG-3FGA	PCT	FT-FTA	PCT	OFF	DEF	TOT	AVG							
vs Northwest Mo. St.	11/01/2019		14:24	1-2	.500	1-2	.500	0-0	.000	0	1	1	1.0	0	0	0	0	0	3	3.0
vs Missouri Western	11/02/2019	*	23:19	4-9	.444	3-7	.429	0-0	.000	0	2	2	1.5	3	0	1	0	0	11	7.0
Felician	11/08/2019		11:45	2-3	.667	1-2	.500	0-0	.000	0	0	0	1.0	1	0	0	0	0	5	6.3
Nyack	11/09/2019		11:13	1-3	.333	0-2	.000	0-0	.000	0	2	2	1.3	1	2	1	0	0	2	5.3
West Liberty	11/16/2019		19:48	2-6	.333	2-5	.400	0-0	.000	0	2	2	1.4	1	3	3	0	1	6	5.4
Le Moyne	11/19/2019		16:22	2-8	.250	1-6	.167	2-2	1.000	1	1	2	1.5	0	2	0	0	0	7	5.7
Wilmington (DE)	11/23/2019		08:39	1-3	.333	1-2	.500	0-0	.000	1	0	1	1.4	0	1	0	0	1	3	5.3
at USciences	11/30/2019		16:25	4-8	.500	2-4	.500	0-0	.000	0	1	1	1.4	0	2	1	0	0	10	5.9
Salem (WV)	12/04/2019		16:24	1-4	.250	0-3	.000	0-0	.000	0	4	4	1.7	1	3	2	0	1	2	5.4
Roberts Wesleyan	12/07/2019		17:24	2-3	.667	1-2	.500	6-6	1.000	0	3	3	1.8	1	0	1	0	0	11	6.0
at Mercy	12/13/2019		13:00	5-6	.833	5-6	.833	0-0	.000	0	1	1	1.7	0	1	0	0	1	15	6.8
at St. Thomas Aquinas	12/15/2019		05:00	0-1	.000	0-0	.000	0-0	.000	0	0	0	1.6	1	0	1	0	0	0	6.3
Totals		1	173:44	25-56	.446	17-41	.415	8-8	1.000	2	17	19	1.6	9	14	10	0	4	75	6.3

Player Averages

Games Played	Minutes/game	Points/game	FG Pct	3FG Pct	FT Pct	Rebounds/game	Assists/game	Turnovers/game	Assist/Turnover ratio	Steals/game	Blocks/game
12	14.5	6.3	44.6	41.5	100.0	1.6	1.2	0.8	1.4	0.3	0.0



**2019-20 Daemen Men's Basketball
Individual Game-by-Game
All games**

Page 9/15
as of Mar 05, 2020

#20 SALZBERG, Ryan

Opponent	Date	GS	MIN	Total		3-Pointers		Free throws		Rebounds				PF	A	T/O	BLK	STL	PTS	AVG
				FG-FGA	PCT	3FG-3FGA	PCT	FT-FTA	PCT	OFF	DEF	TOT	AVG							
Mercyhurst	11/14/2019		00:02	0-0	.000	0-0	.000	0-0	.000	0	0	0	0.0	0	0	0	0	0	0	0.0
West Liberty	11/16/2019		00:38	0-0	.000	0-0	.000	0-0	.000	0	0	0	0.0	0	0	0	0	0	0	0.0
Le Moyne	11/19/2019		03:06	1-1	1.000	0-0	.000	0-0	.000	0	0	0	0.0	0	0	0	0	2	2	0.7
at USciences	11/30/2019		03:16	0-0	.000	0-0	.000	0-0	.000	0	0	0	0.0	1	0	0	0	0	0	0.5
Salem (WV)	12/04/2019		04:01	1-2	.500	1-2	.500	0-0	.000	2	0	2	0.4	0	0	0	0	1	3	1.0
Roberts Wesleyan	12/07/2019		03:43	0-0	.000	0-0	.000	0-0	.000	0	0	0	0.3	1	0	0	0	0	0	0.8
at Mercy	12/13/2019		06:00	4-4	1.000	3-3	1.000	0-0	.000	0	2	2	0.6	1	0	0	0	0	11	2.3
at St. Thomas Aquinas	12/15/2019		01:00	0-0	.000	0-0	.000	0-0	.000	0	0	0	0.5	0	0	0	0	0	0	2.0
at Saint Rose	12/19/2019		15:02	1-3	.333	0-2	.000	1-1	1.000	0	1	1	0.6	1	3	0	0	0	3	2.1
at St. Anselm	01/01/2020		13:23	1-3	.333	0-2	.000	0-0	.000	0	1	1	0.6	1	0	0	1	0	2	2.1
at Saint Michael's	01/02/2020		03:00	0-0	.000	0-0	.000	0-0	.000	0	0	0	0.5	0	0	0	0	0	0	1.9
Queens (NY)	01/10/2020		03:24	0-0	.000	0-0	.000	0-0	.000	0	1	1	0.6	0	0	0	0	0	0	1.8
Bridgeport	01/12/2020		00:47	0-0	.000	0-0	.000	0-0	.000	0	0	0	0.5	1	0	0	0	0	0	1.6
at Dist. Columbia	01/19/2020		03:00	0-1	.000	0-0	.000	0-0	.000	0	0	0	0.5	0	0	0	0	1	0	1.5
Molloy	01/24/2020		03:25	0-0	.000	0-0	.000	0-0	.000	0	0	0	0.5	0	0	0	0	0	0	1.4
New York Tech	01/26/2020		05:57	0-0	.000	0-0	.000	0-0	.000	0	0	0	0.4	0	0	0	0	2	0	1.3
at Roberts Wesleyan	02/01/2020		04:00	0-0	.000	0-0	.000	1-2	.500	0	0	0	0.4	0	0	0	0	0	1	1.3
Mercy	02/16/2020		07:22	1-2	.500	1-1	1.000	0-0	.000	0	1	1	0.4	0	2	0	0	0	3	1.4
Dist. Columbia	02/21/2020		06:53	0-0	.000	0-0	.000	0-0	.000	0	1	1	0.5	0	1	0	0	0	0	1.3
at Molloy	02/28/2020		01:24	0-0	.000	0-0	.000	0-0	.000	0	0	0	0.5	0	0	1	0	0	0	1.3
at New York Tech	03/01/2020		05:14	1-1	1.000	1-1	1.000	0-0	.000	0	0	0	0.4	1	0	0	0	0	3	1.3
Queens (NY)	03/04/2020		03:06	0-0	.000	0-0	.000	0-0	.000	0	0	0	0.4	0	0	0	0	0	0	1.3
Totals		0	97:43	10-17	.588	6-11	.545	2-3	.667	2	7	9	0.4	7	6	1	1	6	28	1.3

Player Averages

Games Played	Minutes/ game	Points/ game	FG Pct	3FG Pct	FT Pct	Rebounds/ game	Assists/ game	Turnovers/ game	Assist/Turnover ratio	Steals/ game	Blocks/ game
22	4.4	1.3	58.8	54.5	66.7	0.4	0.3	0.0	6.0	0.3	0.0



**2019-20 Daemen Men's Basketball
Individual Game-by-Game
All games**

Page 10/15
as of Mar 05, 2020

#22 SISCHO, Andrew

Opponent	Date	GS	MIN	Total		3-Pointers		Free throws		Rebounds				PF	A	T/O	BLK	STL	PTS	AVG
				FG-FGA	PCT	3FG-3FGA	PCT	FT-FTA	PCT	OFF	DEF	TOT	AVG							
vs Northwest Mo. St.	11/01/2019	*	37:58	8-14	.571	0-1	.000	8-13	.615	8	7	15	15.0	3	5	4	1	0	24	24.0
vs Missouri Western	11/02/2019	*	33:51	4-9	.444	0-0	.000	3-4	.750	1	11	12	13.5	4	3	8	1	1	11	17.5
Felician	11/08/2019	*	36:23	12-17	.706	1-1	1.000	6-11	.545	3	16	19	15.3	4	4	6	5	1	31	22.0
Nyack	11/09/2019	*	39:10	12-16	.750	0-1	.000	10-11	.909	6	11	17	15.8	3	0	2	4	0	34	25.0
Mercyhurst	11/14/2019	*	37:29	8-12	.667	0-0	.000	6-10	.600	7	4	11	14.8	4	1	3	0	0	22	24.4
West Liberty	11/16/2019	*	33:15	12-13	.923	1-1	1.000	4-6	.667	8	10	18	15.3	1	2	1	3	0	29	25.2
Le Moyne	11/19/2019	*	34:35	11-14	.786	1-2	.500	4-4	1.000	2	9	11	14.7	4	1	5	0	0	27	25.4
Wilmington (DE)	11/23/2019	*	35:21	9-16	.563	0-1	.000	6-11	.545	6	2	8	13.9	2	0	5	0	0	24	25.3
at USciences	11/30/2019	*	33:49	6-15	.400	0-0	.000	4-5	.800	12	8	20	14.6	3	1	4	1	4	16	24.2
Salem (WV)	12/04/2019	*	32:36	15-22	.682	1-2	.500	3-6	.500	5	7	12	14.3	1	1	4	0	0	34	25.2
Roberts Wesleyan	12/07/2019	*	30:59	12-17	.706	0-0	.000	3-3	1.000	3	8	11	14.0	4	1	2	1	1	27	25.4
at Mercy	12/13/2019	*	24:00	12-20	.600	0-0	.000	2-4	.500	4	5	9	13.6	2	2	2	2	1	26	25.4
at St. Thomas Aquinas	12/15/2019	*	35:00	12-18	.667	1-3	.333	5-7	.714	4	9	13	13.5	4	2	3	0	1	30	25.8
at Saint Rose	12/19/2019	*	29:32	13-16	.813	0-0	.000	8-11	.727	4	3	7	13.1	5	1	3	0	4	34	26.4
at St. Anselm	01/01/2020	*	33:15	7-18	.389	0-1	.000	4-4	1.000	3	10	13	13.1	4	1	4	1	1	18	25.8
at Saint Michael's	01/02/2020	*	39:00	9-15	.600	0-0	.000	6-8	.750	3	4	7	12.7	3	0	3	2	2	24	25.7
at Stonehill	01/04/2020	*	32:21	7-11	.636	0-0	.000	8-11	.727	3	5	8	12.4	4	0	3	0	1	22	25.5
Bridgeport	01/12/2020		29:03	12-16	.750	1-2	.500	3-4	.750	5	6	11	12.3	3	0	4	1	0	28	25.6
at Dist. Columbia	01/19/2020	*	35:00	7-13	.538	0-0	.000	8-10	.800	4	6	10	12.2	3	1	4	1	0	22	25.4
Molloy	01/24/2020	*	32:58	5-13	.385	1-1	1.000	11-14	.786	4	7	11	12.2	2	1	2	2	0	22	25.3
New York Tech	01/26/2020	*	28:46	6-12	.500	1-2	.500	6-6	1.000	1	5	6	11.9	4	1	6	0	1	19	25.0
at Roberts Wesleyan	02/01/2020	*	33:00	6-12	.500	0-1	.000	6-9	.667	4	6	10	11.8	3	3	1	0	1	18	24.6
at Bridgeport	02/07/2020	*	36:00	6-10	.600	1-1	1.000	6-6	1.000	4	3	7	11.6	4	3	3	2	1	19	24.4
at Queens (NY)	02/09/2020	*	32:37	12-13	.923	1-1	1.000	0-0	.000	4	8	12	11.6	3	2	3	2	0	25	24.4
St. Thomas Aquinas	02/14/2020	*	34:23	9-11	.818	0-0	.000	1-1	1.000	2	6	8	11.4	4	3	2	1	0	19	24.2
Mercy	02/16/2020	*	34:40	9-15	.600	0-1	.000	3-5	.600	4	7	11	11.4	2	1	2	1	2	21	24.1
Dist. Columbia	02/21/2020		38:15	9-14	.643	1-2	.500	8-12	.667	3	3	6	11.2	3	1	2	1	2	27	24.2
at Molloy	02/28/2020	*	32:48	10-13	.769	0-1	.000	7-7	1.000	1	10	11	11.2	4	1	1	2	2	27	24.3
at New York Tech	03/01/2020	*	39:43	10-16	.625	0-0	.000	3-4	.750	5	11	16	11.4	2	3	4	0	1	23	24.2
Queens (NY)	03/04/2020	*	35:26	19-29	.655	2-3	.667	7-8	.875	5	10	15	11.5	4	2	1	1	0	47	25.0
Totals		28	1021:12	289-450	.642	13-28	.464	159-215	.740	128	217	345	11.5	96	47	97	35	27	750	25.0

Player Averages

Games Played	Minutes/game	Points/game	FG Pct	3FG Pct	FT Pct	Rebounds/game	Assists/game	Turnovers/game	Assist/Turnover ratio	Steals/game	Blocks/game
30	34.0	25.0	64.2	46.4	74.0	11.5	1.6	3.2	0.5	0.9	1.2



2019-20 Daemen Men's Basketball
Individual Game-by-Game
All games

Page 11/15
as of Mar 05, 2020

#23 WALLACE, Joey

Opponent	Date	GS	MIN	Total		3-Pointers		Free throws		Rebounds				PF	A	T/O	BLK	STL	PTS	AVG
				FG-FGA	PCT	3FG-3FGA	PCT	FT-FTA	PCT	OFF	DEF	TOT	AVG							
vs Northwest Mo. St.	11/01/2019	*	31:07	5-9	.556	2-5	.400	5-6	.833	0	3	3	3.0	4	1	3	0	1	17	17.0
vs Missouri Western	11/02/2019	*	34:24	2-4	.500	0-0	.000	4-4	1.000	3	3	6	4.5	3	3	5	0	1	8	12.5
Felician	11/08/2019	*	28:32	3-8	.375	1-5	.200	2-2	1.000	0	6	6	5.0	0	1	2	0	0	9	11.3
Nyack	11/09/2019	*	27:59	1-6	.167	0-1	.000	0-1	.000	2	3	5	5.0	2	1	2	0	0	2	9.0
Mercyhurst	11/14/2019	*	36:58	6-16	.375	2-8	.250	4-5	.800	3	2	5	5.0	2	3	2	0	2	18	10.8
West Liberty	11/16/2019	*	32:48	8-15	.533	1-5	.200	2-2	1.000	1	4	5	5.0	4	5	3	1	2	19	12.2
Le Moyne	11/19/2019	*	30:34	3-7	.429	0-1	.000	0-0	.000	1	4	5	5.0	3	3	3	0	1	6	11.3
Wilmington (DE)	11/23/2019	*	33:03	3-8	.375	1-4	.250	10-11	.909	2	6	8	5.4	3	2	4	0	1	17	12.0
at USciences	11/30/2019	*	21:20	3-10	.300	1-5	.200	0-0	.000	3	4	7	5.6	2	4	1	0	3	7	11.4
Salem (WV)	12/04/2019	*	23:34	2-7	.286	1-6	.167	0-0	.000	0	0	0	5.0	4	6	4	0	1	5	10.8
Roberts Wesleyan	12/07/2019	*	31:11	4-7	.571	1-2	.500	5-7	.714	3	6	9	5.4	3	7	1	0	0	14	11.1
at Mercy	12/13/2019	*	21:00	1-5	.200	0-3	.000	2-4	.500	1	11	12	5.9	1	3	3	0	0	4	10.5
at St. Thomas Aquinas	12/15/2019	*	29:00	1-4	.250	0-0	.000	1-2	.500	0	3	3	5.7	5	2	2	0	0	3	9.9
at St. Anselm	01/01/2020		20:20	2-4	.500	0-0	.000	1-2	.500	0	2	2	5.4	3	1	4	0	0	5	9.6
at Saint Michael's	01/02/2020	*	28:00	2-7	.286	1-2	.500	0-0	.000	1	1	2	5.2	0	1	4	0	3	5	9.3
at Stonehill	01/04/2020	*	34:04	5-11	.455	1-4	.250	1-3	.333	0	4	4	5.1	4	0	4	2	0	12	9.4
Queens (NY)	01/10/2020	*	28:25	8-13	.615	2-2	1.000	5-7	.714	1	6	7	5.2	3	0	2	0	1	23	10.2
Bridgeport	01/12/2020	*	36:06	4-15	.267	0-4	.000	8-10	.800	3	6	9	5.4	2	5	1	0	1	16	10.6
at Dist. Columbia	01/19/2020	*	30:00	4-9	.444	0-2	.000	0-1	.000	2	7	9	5.6	1	5	0	0	1	8	10.4
Molloy	01/24/2020	*	29:32	5-12	.417	1-1	1.000	5-6	.833	1	3	4	5.6	4	0	0	0	0	16	10.7
New York Tech	01/26/2020	*	25:00	5-7	.714	2-3	.667	5-5	1.000	2	3	5	5.5	3	7	2	0	4	17	11.0
at Roberts Wesleyan	02/01/2020	*	31:00	8-15	.533	3-5	.600	2-2	1.000	4	5	9	5.7	0	3	1	0	3	21	11.5
at Bridgeport	02/07/2020	*	34:00	2-6	.333	1-2	.500	0-0	.000	0	5	5	5.7	3	7	5	0	1	5	11.2
at Queens (NY)	02/09/2020	*	32:40	6-13	.462	0-2	.000	1-1	1.000	0	5	5	5.6	2	5	0	0	1	13	11.3
St. Thomas Aquinas	02/14/2020	*	34:36	5-9	.556	1-5	.200	3-5	.600	1	10	11	5.8	3	8	6	1	2	14	11.4
Mercy	02/16/2020	*	29:09	3-6	.500	2-4	.500	2-4	.500	4	10	14	6.2	2	8	1	0	1	10	11.3
Dist. Columbia	02/21/2020	*	38:43	6-11	.545	2-3	.667	4-9	.444	3	7	10	6.3	4	5	4	0	0	18	11.6
at Molloy	02/28/2020	*	35:16	5-12	.417	0-1	.000	8-12	.667	1	8	9	6.4	2	4	5	2	1	18	11.8
at New York Tech	03/01/2020	*	33:31	10-18	.556	1-3	.333	2-5	.400	4	4	8	6.4	4	7	3	2	2	23	12.2
Queens (NY)	03/04/2020	*	35:08	4-11	.364	1-2	.500	4-4	1.000	2	4	6	6.4	1	7	1	1	1	13	12.2
Totals		29	917:00	126-285	.442	28-90	.311	86-120	.717	48	145	193	6.4	77	114	78	9	34	366	12.2

Player Averages

Games Played	Minutes/game	Points/game	FG Pct	3FG Pct	FT Pct	Rebounds/game	Assists/game	Turnovers/game	Assist/Turnover ratio	Steals/game	Blocks/game
30	30.6	12.2	44.2	31.1	71.7	6.4	3.8	2.6	1.5	1.1	0.3



**2019-20 Daemen Men's Basketball
Individual Game-by-Game
All games**

Page 12/15
as of Mar 05, 2020

#24 BASDEN, Ziv

Opponent	Date	GS	MIN	Total		3-Pointers		Free throws		Rebounds				PF	A	T/O	BLK	STL	PTS	AVG
				FG-FGA	PCT	3FG-3FGA	PCT	FT-FTA	PCT	OFF	DEF	TOT	AVG							
vs Northwest Mo. St.	11/01/2019		01:07	0-0	.000	0-0	.000	0-0	.000	0	0	0	0.0	0	0	0	0	0	0	0.0
West Liberty	11/16/2019		00:33	0-0	.000	0-0	.000	0-0	.000	0	0	0	0.0	0	0	0	0	0	0	0.0
at USciences	11/30/2019		04:23	2-3	.667	0-0	.000	0-0	.000	1	0	1	0.3	0	0	0	0	0	4	1.3
Salem (WV)	12/04/2019		01:41	1-1	1.000	0-0	.000	0-0	.000	0	1	1	0.5	0	0	0	0	0	2	1.5
Roberts Wesleyan	12/07/2019		02:06	0-0	.000	0-0	.000	0-0	.000	0	0	0	0.4	1	1	0	1	0	0	1.2
at Mercy	12/13/2019		07:00	3-5	.600	0-1	.000	0-0	.000	1	1	2	0.7	2	1	0	0	0	6	2.0
at St. Thomas Aquinas	12/15/2019		00:00	0-0	.000	0-0	.000	0-0	.000	0	0	0	0.6	0	0	0	0	0	0	1.7
at St. Anselm	01/01/2020		03:13	0-0	.000	0-0	.000	0-0	.000	0	0	0	0.5	0	0	1	0	0	0	1.5
at Saint Michael's	01/02/2020		00:00	0-0	.000	0-0	.000	0-0	.000	0	0	0	0.4	2	0	0	0	0	0	1.3
at Roberts Wesleyan	02/01/2020		01:00	0-0	.000	0-0	.000	0-0	.000	0	1	1	0.5	1	0	0	0	0	0	1.2
Mercy	02/16/2020		01:14	0-0	.000	0-0	.000	0-0	.000	0	0	0	0.5	0	0	1	0	0	0	1.1
at Molloy	02/28/2020		00:53	1-2	.500	0-0	.000	0-0	.000	1	0	1	0.5	0	0	0	0	0	2	1.2
Queens (NY)	03/04/2020		00:48	0-0	.000	0-0	.000	0-0	.000	0	0	0	0.5	0	0	0	0	0	0	1.1
Totals		0	23:58	7-11	.636	0-1	.000	0-0	.000	3	3	6	0.5	6	2	2	1	0	14	1.1

Player Averages

Games Played	Minutes/ game	Points/ game	FG Pct	3FG Pct	FT Pct	Rebounds/ game	Assists/ game	Turnovers/ game	Assist/Turnover ratio	Steals/ game	Blocks/ game
13	1.8	1.1	63.6	0.0	0.0	0.5	0.2	0.2	1.0	0.0	0.1



**2019-20 Daemen Men's Basketball
Individual Game-by-Game
All games**

Page 13/15
as of Mar 05, 2020

#25 BRADLEY, Ryan

Opponent	Date	GS	MIN	Total		3-Pointers		Free throws		Rebounds				PF	A	T/O	BLK	STL	PTS	AVG
				FG-FGA	PCT	3FG-3FGA	PCT	FT-FTA	PCT	OFF	DEF	TOT	AVG							
Mercyhurst	11/14/2019		11:23	1-2	.500	0-0	.000	0-0	.000	1	1	2	2.0	2	0	1	0	0	2	2.0
West Liberty	11/16/2019		12:36	1-2	.500	0-0	.000	0-0	.000	0	2	2	2.0	3	1	1	2	0	2	2.0
Le Moyne	11/19/2019		17:45	3-5	.600	0-0	.000	3-3	1.000	3	2	5	3.0	2	2	1	0	1	9	4.3
Wilmington (DE)	11/23/2019		09:02	3-5	.600	0-1	.000	0-0	.000	1	2	3	3.0	1	1	3	1	1	6	4.8
at USciences	11/30/2019		14:35	1-4	.250	0-2	.000	0-0	.000	2	3	5	3.4	0	0	0	1	0	2	4.2
Salem (WV)	12/04/2019		11:18	2-6	.333	0-0	.000	0-0	.000	3	0	3	3.3	2	0	2	0	1	4	4.2
Roberts Wesleyan	12/07/2019		08:10	1-2	.500	0-0	.000	0-1	.000	0	1	1	3.0	3	2	0	0	1	2	3.9
at Mercy	12/13/2019		09:00	1-2	.500	1-2	.500	0-0	.000	0	2	2	2.9	4	0	2	0	1	3	3.8
at St. Thomas Aquinas	12/15/2019		08:00	0-1	.000	0-0	.000	0-0	.000	1	1	2	2.8	0	1	1	0	0	0	3.3
at Saint Rose	12/19/2019		11:36	3-5	.600	0-2	.000	0-0	.000	0	2	2	2.7	3	0	1	0	1	6	3.6
Molloy	01/24/2020		04:45	0-0	.000	0-0	.000	0-0	.000	0	1	1	2.5	0	0	0	0	1	0	3.3
New York Tech	01/26/2020		07:57	0-1	.000	0-1	.000	0-0	.000	0	1	1	2.4	4	0	1	1	0	0	3.0
at Roberts Wesleyan	02/01/2020		11:00	0-2	.000	0-2	.000	1-2	.500	0	4	4	2.5	1	0	1	1	0	1	2.8
at Bridgeport	02/07/2020		04:00	1-2	.500	0-1	.000	0-0	.000	0	0	0	2.4	1	0	0	0	0	2	2.8
at Queens (NY)	02/09/2020		08:43	1-1	1.000	0-0	.000	0-0	.000	0	0	0	2.2	0	0	1	0	0	2	2.7
St. Thomas Aquinas	02/14/2020		09:14	0-1	.000	0-0	.000	0-2	.000	0	2	2	2.2	3	0	1	0	0	0	2.6
at Molloy	02/28/2020		04:51	0-0	.000	0-0	.000	0-0	.000	0	1	1	2.1	2	2	1	1	1	0	2.4
at New York Tech	03/01/2020		02:52	0-0	.000	0-0	.000	0-0	.000	0	0	0	2.0	0	1	0	0	0	0	2.3
Queens (NY)	03/04/2020		03:32	0-1	.000	0-0	.000	0-0	.000	0	0	0	1.9	0	0	0	0	0	0	2.2
Totals		0	170:19	18-42	.429	1-11	.091	4-8	.500	11	25	36	1.9	31	10	17	7	8	41	2.2

Player Averages

Games Played	Minutes/game	Points/game	FG Pct	3FG Pct	FT Pct	Rebounds/game	Assists/game	Turnovers/game	Assist/Turnover ratio	Steals/game	Blocks/game
19	9.0	2.2	42.9	9.1	50.0	1.9	0.5	0.9	0.6	0.4	0.4



2019-20 Daemen Men's Basketball
Individual Game-by-Game
All games

Page 14/15
as of Mar 05, 2020

#34 LUKE, Chris

Opponent	Date	GS	MIN	Total		3-Pointers		Free throws		Rebounds				PF	A	T/O	BLK	STL	PTS	AVG
				FG-FGA	PCT	3FG-3FGA	PCT	FT-FTA	PCT	OFF	DEF	TOT	AVG							
vs Northwest Mo. St.	11/01/2019		00:55	0-0	.000	0-0	.000	0-0	.000	0	0	0	0.0	0	0	0	0	0	0	0.0
vs Missouri Western	11/02/2019		01:11	0-0	.000	0-0	.000	0-0	.000	0	0	0	0.0	0	0	0	0	0	0	0.0
Felician	11/08/2019		01:40	0-0	.000	0-0	.000	0-0	.000	0	1	1	0.3	0	0	0	0	0	0	0.0
Nyack	11/09/2019		00:50	0-0	.000	0-0	.000	0-0	.000	0	1	1	0.5	2	0	0	0	0	0	0.0
Mercyhurst	11/14/2019		00:02	0-0	.000	0-0	.000	0-0	.000	0	0	0	0.4	0	0	0	0	0	0	0.0
West Liberty	11/16/2019		00:32	0-0	.000	0-0	.000	0-0	.000	0	0	0	0.3	1	0	1	0	0	0	0.0
at USciences	11/30/2019		01:55	0-0	.000	0-0	.000	0-0	.000	0	0	0	0.3	2	0	0	0	1	0	0.0
Salem (WV)	12/04/2019		00:50	0-0	.000	0-0	.000	0-0	.000	0	0	0	0.3	0	0	0	0	0	0	0.0
Roberts Wesleyan	12/07/2019		05:00	2-2	1.000	0-0	.000	0-0	.000	1	2	3	0.6	0	0	0	0	0	4	0.4
at Mercy	12/13/2019		05:00	2-3	.667	0-0	.000	0-0	.000	1	0	1	0.6	2	0	0	0	0	4	0.8
at St. Thomas Aquinas	12/15/2019		03:00	0-0	.000	0-0	.000	0-0	.000	0	0	0	0.5	1	0	0	0	0	0	0.7
at Saint Rose	12/19/2019		00:32	0-0	.000	0-0	.000	0-0	.000	0	0	0	0.5	2	0	0	0	0	0	0.7
at St. Anselm	01/01/2020		06:45	0-0	.000	0-0	.000	0-0	.000	1	0	1	0.5	4	0	0	1	0	0	0.6
at Saint Michael's	01/02/2020		01:00	0-0	.000	0-0	.000	0-0	.000	0	0	0	0.5	0	0	1	0	0	0	0.6
at Stonehill	01/04/2020		07:38	1-1	1.000	0-0	.000	0-0	.000	1	0	1	0.5	0	1	1	0	0	2	0.7
Queens (NY)	01/10/2020	*	16:05	2-5	.400	0-0	.000	0-0	.000	4	7	11	1.2	3	0	1	0	0	4	0.9
Bridgeport	01/12/2020	*	07:11	0-0	.000	0-0	.000	0-0	.000	0	1	1	1.2	0	0	0	0	0	0	0.8
at Dist. Columbia	01/19/2020		05:00	0-1	.000	0-0	.000	0-0	.000	1	0	1	1.2	1	0	1	0	0	0	0.8
Molloy	01/24/2020		02:17	0-0	.000	0-0	.000	1-2	.500	0	0	0	1.1	0	0	0	0	0	1	0.8
New York Tech	01/26/2020		09:23	3-5	.600	0-0	.000	0-0	.000	2	1	3	1.2	0	1	0	0	0	6	1.1
at Queens (NY)	02/09/2020		03:53	0-0	.000	0-0	.000	0-0	.000	0	1	1	1.2	0	0	0	0	0	0	1.0
Mercy	02/16/2020		05:20	2-2	1.000	0-0	.000	1-1	1.000	1	1	2	1.2	4	0	0	0	0	5	1.2
Dist. Columbia	02/21/2020		02:11	0-0	.000	0-0	.000	0-0	.000	0	0	0	1.2	1	0	1	0	0	0	1.1
at Molloy	02/28/2020		02:46	0-0	.000	0-0	.000	0-0	.000	0	0	0	1.1	0	0	0	0	0	0	1.1
at New York Tech	03/01/2020		05:16	1-3	.333	0-0	.000	0-0	.000	1	2	3	1.2	1	0	0	0	0	2	1.1
Queens (NY)	03/04/2020		03:33	1-2	.500	0-0	.000	0-0	.000	1	1	2	1.2	1	0	0	0	0	2	1.2
Totals		2	99:45	14-24	.583	0-0	.000	2-3	.667	14	18	32	1.2	25	2	6	1	1	30	1.2

Player Averages

Games Played	Minutes/game	Points/game	FG Pct	3FG Pct	FT Pct	Rebounds/game	Assists/game	Turnovers/game	Assist/Turnover ratio	Steals/game	Blocks/game
26	3.8	1.2	58.3	0.0	66.7	1.2	0.1	0.2	0.3	0.0	0.0



**2019-20 Daemen Men's Basketball
Individual Game-by-Game
All games**

Page 15/15
as of Mar 05, 2020

#44 REDBAND, Jeff

Opponent	Date	GS	MIN	Total		3-Pointers		Free throws		Rebounds				PF	A	T/O	BLK	STL	PTS	AVG
				FG-FGA	PCT	3FG-3FGA	PCT	FT-FTA	PCT	OFF	DEF	TOT	AVG							
vs Northwest Mo. St.	11/01/2019	*	28:49	2-3	.667	1-1	1.000	1-2	.500	0	1	1	1.0	0	0	2	0	1	6	6.0
vs Missouri Western	11/02/2019	*	35:47	4-8	.500	4-6	.667	3-4	.750	1	2	3	2.0	3	4	1	0	3	15	10.5
Felician	11/08/2019	*	24:16	2-3	.667	1-2	.500	2-2	1.000	1	1	2	2.0	4	2	2	1	1	7	9.3
Nyack	11/09/2019	*	34:54	6-10	.600	6-9	.667	4-4	1.000	1	2	3	2.3	2	2	4	2	1	22	12.5
Mercyhurst	11/14/2019	*	33:18	0-7	.000	0-7	.000	0-0	.000	0	3	3	2.4	1	0	2	0	1	0	10.0
West Liberty	11/16/2019	*	30:20	3-7	.429	2-5	.400	2-2	1.000	2	5	7	3.2	3	3	3	1	1	10	10.0
Le Moyne	11/19/2019	*	22:55	4-13	.308	3-10	.300	2-2	1.000	0	4	4	3.3	1	1	0	1	1	13	10.4
Wilmington (DE)	11/23/2019	*	32:31	3-6	.500	3-6	.500	0-0	.000	0	6	6	3.6	0	0	0	2	0	9	10.3
at USciences	11/30/2019	*	33:34	9-15	.600	7-12	.583	0-0	.000	2	6	8	4.1	3	2	1	2	1	25	11.9
Salem (WV)	12/04/2019	*	30:53	2-6	.333	2-6	.333	0-0	.000	1	6	7	4.4	0	4	0	2	2	6	11.3
Roberts Wesleyan	12/07/2019	*	29:50	3-12	.250	2-10	.200	2-2	1.000	1	2	3	4.3	3	1	3	1	0	10	11.2
at Mercy	12/13/2019	*	20:00	1-6	.167	1-4	.250	4-4	1.000	0	1	1	4.0	2	0	0	1	0	7	10.8
at St. Thomas Aquinas	12/15/2019	*	35:00	5-13	.385	4-9	.444	4-4	1.000	0	2	2	3.8	1	0	2	1	1	18	11.4
at Saint Rose	12/19/2019	*	37:23	5-8	.625	5-7	.714	7-7	1.000	1	4	5	3.9	1	2	2	0	2	22	12.1
at St. Anselm	01/01/2020	*	29:57	5-7	.714	5-7	.714	0-0	.000	0	0	0	3.7	2	2	0	3	0	15	12.3
at Saint Michael's	01/02/2020	*	34:00	5-11	.455	3-9	.333	0-0	.000	0	2	2	3.6	2	3	1	1	2	13	12.4
at Stonehill	01/04/2020	*	36:16	3-5	.600	2-4	.500	2-2	1.000	2	5	7	3.8	0	2	3	1	1	10	12.2
Queens (NY)	01/10/2020	*	34:57	2-10	.200	0-8	.000	1-1	1.000	0	0	0	3.6	1	2	1	1	0	5	11.8
Bridgeport	01/12/2020	*	35:02	5-9	.556	3-4	.750	0-0	.000	2	6	8	3.8	1	0	4	2	0	13	11.9
at Dist. Columbia	01/19/2020	*	35:00	3-13	.231	3-10	.300	5-6	.833	0	2	2	3.7	3	1	4	0	0	14	12.0
Molloy	01/24/2020	*	33:27	7-11	.636	5-9	.556	7-7	1.000	0	5	5	3.8	2	2	0	1	2	26	12.7
New York Tech	01/26/2020	*	33:24	6-11	.545	5-8	.625	0-0	.000	0	5	5	3.8	1	0	1	0	0	17	12.9
at Roberts Wesleyan	02/01/2020	*	33:00	7-12	.583	7-11	.636	2-2	1.000	1	3	4	3.8	2	2	2	1	2	23	13.3
at Bridgeport	02/07/2020	*	37:00	8-12	.667	7-10	.700	1-1	1.000	2	5	7	4.0	1	0	3	0	0	24	13.8
at Queens (NY)	02/09/2020	*	34:00	4-7	.571	3-6	.500	4-4	1.000	2	5	7	4.1	0	1	0	1	1	15	13.8
St. Thomas Aquinas	02/14/2020	*	35:55	4-8	.500	3-7	.429	0-0	.000	0	2	2	4.0	3	0	1	2	2	11	13.7
Mercy	02/16/2020	*	29:43	3-12	.250	2-9	.222	0-0	.000	0	2	2	3.9	1	0	0	0	2	8	13.5
Dist. Columbia	02/21/2020	*	35:01	5-9	.556	5-8	.625	4-5	.800	1	1	2	3.9	3	1	0	1	3	19	13.7
at Molloy	02/28/2020	*	32:41	3-9	.333	3-8	.375	0-0	.000	1	1	2	3.8	1	1	1	3	1	9	13.5
at New York Tech	03/01/2020	*	32:46	1-3	.333	0-2	.000	0-0	.000	0	1	1	3.7	0	0	3	0	0	2	13.1
Queens (NY)	03/04/2020	*	32:08	3-7	.429	1-4	.250	0-0	.000	0	4	4	3.7	3	4	0	2	0	7	12.9
Totals		31	1003:46	123-273	.451	98-218	.450	57-61	.934	21	94	115	3.7	50	42	46	33	31	401	12.9

Player Averages

Games Played	Minutes/game	Points/game	FG Pct	3FG Pct	FT Pct	Rebounds/game	Assists/game	Turnovers/game	Assist/Turnover ratio	Steals/game	Blocks/game
31	32.4	12.9	45.1	45.0	93.4	3.7	1.4	1.5	0.9	1.0	1.1



2019-20 Daemen Men's Basketball Team Game-by-Game All games

Page 1/1
as of Mar 05, 2020

				Total		3-Pointers		Free throws		Rebounds											
Opponent	Date	Score		FG-FGA	PCT	3FG-FGA	PCT	FT-FTA	PCT	OFF	DEF	TOT	AVG	PF	A	TO	BLK	STL	PTS	AVG	
vs Northwest Mo. St.	11/01/2019	65-85	L	21-45	.467	7-23	.304	16-23	.696	8	18	26	26.0	18	12	16	1	3	65	65.0	
vs Missouri Western	11/02/2019	68-64	W	23-50	.460	10-23	.435	12-14	.857	10	23	33	29.5	20	11	23	1	5	68	66.5	
Felician	11/08/2019	95-80	W	37-64	.578	9-23	.391	12-19	.632	7	40	47	35.3	15	18	18	6	6	95	76.0	
Nyack	11/09/2019	80-74	W	27-61	.443	11-28	.393	15-18	.833	12	33	45	37.8	17	15	16	7	2	80	77.0	
Mercyhurst	11/14/2019	67-65	W	23-50	.460	5-21	.238	16-23	.696	13	16	29	36.0	15	7	17	0	5	67	75.0	
West Liberty	11/16/2019	98-83	W	36-66	.545	12-29	.414	14-19	.737	13	33	46	37.7	19	18	25	7	9	98	78.8	
Le Moyne	11/19/2019	89-79	W	34-71	.479	10-31	.323	11-11	1.000	12	26	38	37.7	15	15	11	2	7	89	80.3	
Wilmington (DE)	11/23/2019	83-81	W	27-64	.422	10-27	.370	19-26	.731	14	27	41	38.1	13	14	14	3	8	83	80.6	
at USciences	11/30/2019	83-57	W	31-74	.419	14-35	.400	7-11	.636	21	24	45	38.9	19	17	9	5	11	83	80.9	
Salem (WV)	12/04/2019	89-59	W	37-73	.507	12-33	.364	3-7	.429	16	32	48	39.8	11	24	20	5	10	89	81.7	
Roberts Wesleyan	12/07/2019	96-70	W	34-62	.548	8-23	.348	20-23	.870	9	28	37	39.5	20	13	10	4	6	96	83.0	
at Mercy	12/13/2019	103-59	W	40-73	.548	14-30	.467	9-13	.692	11	40	51	40.5	18	17	10	4	8	103	84.7	
at St. Thomas Aquinas	12/15/2019	80-87	L	27-59	.458	9-24	.375	17-22	.773	6	23	29	39.6	26	8	13	2	4	80	84.3	
at Saint Rose	12/19/2019	96-88	W	34-56	.607	8-20	.400	20-27	.741	7	15	22	38.4	21	21	16	1	12	96	85.1	
at St. Anselm	01/01/2020	59-87	L	21-56	.375	6-19	.316	11-18	.611	9	29	38	38.3	17	9	16	6	2	59	83.4	
at Saint Michael's	01/02/2020	72-68	W	26-57	.456	7-22	.318	13-18	.722	6	16	22	37.3	10	11	13	3	11	72	82.7	
at Stonehill	01/04/2020	76-82	L	28-53	.528	9-22	.409	11-16	.688	9	23	32	37.0	14	7	16	3	8	76	82.3	
Queens (NY)	01/10/2020	65-57	W	24-55	.436	9-25	.360	8-11	.727	7	30	37	37.0	12	11	14	3	2	65	81.3	
Bridgeport	01/12/2020	64-67	L	24-61	.393	4-17	.235	12-17	.706	13	34	47	37.5	16	10	18	5	4	64	80.4	
at Dist. Columbia	01/19/2020	65-61	W	23-61	.377	6-19	.316	13-17	.765	14	32	46	38.0	13	11	19	2	6	65	79.7	
Molloy	01/24/2020	91-83	W	25-62	.403	11-25	.440	30-37	.811	6	30	36	37.9	10	12	9	5	8	91	80.2	
New York Tech	01/26/2020	92-57	W	33-65	.508	11-22	.500	15-16	.938	8	30	38	37.9	15	20	14	1	12	92	80.7	
at Roberts Wesleyan	02/01/2020	93-73	W	31-69	.449	15-33	.455	16-21	.762	11	26	37	37.8	15	21	9	4	10	93	81.3	
at Bridgeport	02/07/2020	74-83	L	25-52	.481	13-27	.481	11-11	1.000	8	25	33	37.6	17	18	26	2	5	74	81.0	
at Queens (NY)	02/09/2020	84-74	W	31-58	.534	10-22	.455	12-13	.923	8	27	35	37.5	11	17	12	4	5	84	81.1	
St. Thomas Aquinas	02/14/2020	81-77	W	29-51	.569	12-30	.400	11-15	.733	5	27	32	37.3	17	15	21	4	4	81	81.1	
Mercy	02/16/2020	96-79	W	37-70	.529	16-36	.444	6-10	.600	11	26	37	37.3	11	21	8	1	7	96	81.6	
Dist. Columbia	02/21/2020	93-90	Wot	29-60	.483	12-26	.462	23-34	.676	11	22	33	37.1	16	18	13	4	12	93	82.0	
at Molloy	02/28/2020	92-78	W	32-61	.525	7-23	.304	21-25	.840	8	33	41	37.3	17	15	23	8	15	92	82.4	
at New York Tech	03/01/2020	82-85	Lot	33-72	.458	7-21	.333	9-16	.563	13	26	39	37.3	19	20	16	3	10	82	82.4	
Queens (NY)	03/04/2020	90-76	W	34-69	.493	7-17	.412	15-18	.833	12	25	37	37.3	12	16	5	5	3	90	82.6	
Total		2561		916-1900	.482	301-776	.388	428-569	.752	318	839	1157	37.3	489	462	470	111	220	2561	82.6	
Opponents		2308		856-1950	.439	264-768	.344	332-459	.723	294	732	1026	33.1	567	405	463	81	231	2308	74.5	

Daemen Averages

Games Played	Points/game	FG Pct	3FG Pct	FT Pct	Rebounds/game	Assists/game	Turnovers/game	Assist/Turnover ratio	Steals/game	Blocks/game
31	82.6	48.2	38.8	75.2	37.3	14.9	15.2	1.0	7.1	3.6



2019-20 Daemen Men's Basketball
Team High/Low Analysis
All games

Page 1/4
as of Mar 05, 2020

Daemen - Game Highs

POINTS	103		at Mercy (12/13/2019)
	98		West Liberty (11/16/2019)
	96		Mercy (02/16/2020)
	96		at Saint Rose (12/19/2019)
	96		Roberts Wesleyan (12/07/2019)
FIELD GOALS MADE	40		at Mercy (12/13/2019)
	37		Mercy (02/16/2020)
	37		Salem (WV) (12/04/2019)
	37		Felician (11/08/2019)
FIELD GOAL ATTEMPTS	74		at USciences (11/30/2019)
	73		at Mercy (12/13/2019)
	73		Salem (WV) (12/04/2019)
FIELD GOAL PERCENTAGE	.607	(34-56)	at Saint Rose (12/19/2019)
	.578	(37-64)	Felician (11/08/2019)
3 PT FG MADE	16		Mercy (02/16/2020)
	15		at Roberts Wesleyan (02/01/2020)
3 PT FG ATTEMPTS	36		Mercy (02/16/2020)
	35		at USciences (11/30/2019)
3 PT FG PERCENTAGE	.500	(11-22)	New York Tech (01/26/2020)
	.481	(13-27)	at Bridgeport (02/07/2020)
FREE THROWS MADE	30		Molloy (01/24/2020)
	23		Dist. Columbia (02/21/2020)
FREE THROW ATTEMPTS	37		Molloy (01/24/2020)
	34		Dist. Columbia (02/21/2020)
FREE THROW PERCENTAGE	1.000	(11-11)	at Bridgeport (02/07/2020)
	1.000	(11-11)	Le Moyne (11/19/2019)
REBOUNDS	51		at Mercy (12/13/2019)
	48		Salem (WV) (12/04/2019)
ASSISTS	24		Salem (WV) (12/04/2019)
	21		Mercy (02/16/2020)
	21		at Roberts Wesleyan (02/01/2020)
	21		at Saint Rose (12/19/2019)
STEALS	15		at Molloy (02/28/2020)
	12		Dist. Columbia (02/21/2020)
	12		New York Tech (01/26/2020)
	12		at Saint Rose (12/19/2019)
BLOCKED SHOTS	8		at Molloy (02/28/2020)
	7		West Liberty (11/16/2019)
	7		Nyack (11/09/2019)
TURNOVERS	26		at Bridgeport (02/07/2020)
	25		West Liberty (11/16/2019)
FOULS	26		at St. Thomas Aquinas (12/15/2019)
	21		at Saint Rose (12/19/2019)



**2019-20 Daemen Men's Basketball
Team High/Low Analysis
All games**

Page 2/4
as of Mar 05, 2020

Opponent - Game Highs

POINTS	90		Dist. Columbia (02/21/2020)
	88		at Saint Rose (12/19/2019)
	87		at St. Anselm (01/01/2020)
	87		at St. Thomas Aquinas (12/15/2019)
	85		at New York Tech (03/01/2020)
	85		vs Northwest Mo. St. (N) (11/01/2019)
FIELD GOALS MADE	34		Molloy (01/24/2020)
	33		at New York Tech (03/01/2020)
	33		Mercy (02/16/2020)
FIELD GOAL ATTEMPTS	84		Felician (11/08/2019)
	78		at Molloy (02/28/2020)
FIELD GOAL PERCENTAGE	.566	(30-53)	vs Northwest Mo. St. (N) (11/01/2019)
	.544	(31-57)	at Saint Rose (12/19/2019)
3 PT FG MADE	16		Le Moyne (11/19/2019)
	15		Wilmington (DE) (11/23/2019)
3 PT FG ATTEMPTS	34		Felician (11/08/2019)
	33		Le Moyne (11/19/2019)
3 PT FG PERCENTAGE	.536	(15-28)	Wilmington (DE) (11/23/2019)
	.519	(14-27)	at Stonehill (01/04/2020)
FREE THROWS MADE	25		at St. Thomas Aquinas (12/15/2019)
	21		at Saint Rose (12/19/2019)
FREE THROW ATTEMPTS	32		at St. Thomas Aquinas (12/15/2019)
	26		at Saint Rose (12/19/2019)
FREE THROW PERCENTAGE	.933	(14-15)	vs Northwest Mo. St. (N) (11/01/2019)
	.929	(13-14)	Felician (11/08/2019)
REBOUNDS	46		Molloy (01/24/2020)
	41		at Molloy (02/28/2020)
	41		at St. Anselm (01/01/2020)
ASSISTS	24		at St. Anselm (01/01/2020)
	22		at New York Tech (03/01/2020)
STEALS	19		at Bridgeport (02/07/2020)
	13		West Liberty (11/16/2019)
BLOCKED SHOTS	9		at Dist. Columbia (01/19/2020)
	8		at Roberts Wesleyan (02/01/2020)
TURNOVERS	23		at Saint Michael's (01/02/2020)
	23		at Saint Rose (12/19/2019)
	23		Salem (WV) (12/04/2019)
FOULS	28		Dist. Columbia (02/21/2020)
	24		Molloy (01/24/2020)



**2019-20 Daemen Men's Basketball
Team High/Low Analysis
All games**

Page 3/4
as of Mar 05, 2020

Daemen - Game Lows

POINTS	59		at St. Anselm (01/01/2020)
	64		Bridgeport (01/12/2020)
	65		at Dist. Columbia (01/19/2020)
	65		Queens (NY) (01/10/2020)
	65		vs Northwest Mo. St. (N) (11/01/2019)
FIELD GOALS MADE	21		at St. Anselm (01/01/2020)
	21		vs Northwest Mo. St. (N) (11/01/2019)
FIELD GOAL ATTEMPTS	45		vs Northwest Mo. St. (N) (11/01/2019)
	50		Mercyhurst (11/14/2019)
	50		vs Missouri Western (N) (11/02/2019)
FIELD GOAL PERCENTAGE	.375	(21-56)	at St. Anselm (01/01/2020)
	.377	(23-61)	at Dist. Columbia (01/19/2020)
3 PT FG MADE	4		Bridgeport (01/12/2020)
	5		Mercyhurst (11/14/2019)
3 PT FG ATTEMPTS	17		Queens (NY) (03/04/2020)
	17		Bridgeport (01/12/2020)
3 PT FG PERCENTAGE	.235	(4-17)	Bridgeport (01/12/2020)
	.238	(5-21)	Mercyhurst (11/14/2019)
FREE THROWS MADE	3		Salem (WV) (12/04/2019)
	6		Mercy (02/16/2020)
FREE THROW ATTEMPTS	7		Salem (WV) (12/04/2019)
	10		Mercy (02/16/2020)
FREE THROW PERCENTAGE	.429	(3-7)	Salem (WV) (12/04/2019)
	.563	(9-16)	at New York Tech (03/01/2020)
REBOUNDS	22		at Saint Michael's (01/02/2020)
	22		at Saint Rose (12/19/2019)
ASSISTS	7		at Stonehill (01/04/2020)
	7		Mercyhurst (11/14/2019)
STEALS	2		Queens (NY) (01/10/2020)
	2		at St. Anselm (01/01/2020)
	2		Nyack (11/09/2019)
BLOCKED SHOTS	0		Mercyhurst (11/14/2019)
	1		Mercy (02/16/2020)
	1		New York Tech (01/26/2020)
	1		at Saint Rose (12/19/2019)
	1		vs Missouri Western (N) (11/02/2019)
	1		vs Northwest Mo. St. (N) (11/01/2019)
TURNOVERS	5		Queens (NY) (03/04/2020)
	8		Mercy (02/16/2020)
FOULS	10		Molloy (01/24/2020)
	10		at Saint Michael's (01/02/2020)



**2019-20 Daemen Men's Basketball
Team High/Low Analysis
All games**

Page 4/4
as of Mar 05, 2020

Opponent - Game Lows

POINTS	57		New York Tech (01/26/2020)
	57		Queens (NY) (01/10/2020)
	57		at USciences (11/30/2019)
	59		at Mercy (12/13/2019)
	59		Salem (WV) (12/04/2019)
FIELD GOALS MADE	19		at USciences (11/30/2019)
	20		at Mercy (12/13/2019)
FIELD GOAL ATTEMPTS	47		Mercyhurst (11/14/2019)
	50		at USciences (11/30/2019)
FIELD GOAL PERCENTAGE	.323	(20-62)	at Mercy (12/13/2019)
	.345	(29-84)	Felician (11/08/2019)
3 PT FG MADE	4		New York Tech (01/26/2020)
	4		Queens (NY) (01/10/2020)
	4		at Mercy (12/13/2019)
3 PT FG ATTEMPTS	14		at Saint Rose (12/19/2019)
	16		New York Tech (01/26/2020)
	16		at St. Thomas Aquinas (12/15/2019)
3 PT FG PERCENTAGE	.154	(4-26)	Queens (NY) (01/10/2020)
	.200	(4-20)	at Mercy (12/13/2019)
FREE THROWS MADE	2		Salem (WV) (12/04/2019)
	2		Wilmington (DE) (11/23/2019)
FREE THROW ATTEMPTS	6		Mercy (02/16/2020)
	7		Molloy (01/24/2020)
	7		Salem (WV) (12/04/2019)
	7		Wilmington (DE) (11/23/2019)
FREE THROW PERCENTAGE	.286	(2-7)	Salem (WV) (12/04/2019)
	.286	(2-7)	Wilmington (DE) (11/23/2019)
REBOUNDS	25		Mercyhurst (11/14/2019)
	25		vs Northwest Mo. St. (N) (11/01/2019)
ASSISTS	4		at Mercy (12/13/2019)
	5		vs Missouri Western (N) (11/02/2019)
STEALS	2		at St. Thomas Aquinas (12/15/2019)
	3		Queens (NY) (03/04/2020)
	3		Roberts Wesleyan (12/07/2019)
BLOCKED SHOTS	0		at Molloy (02/28/2020)
	0		St. Thomas Aquinas (02/14/2020)
	0		at Bridgeport (02/07/2020)
	0		Queens (NY) (01/10/2020)
	0		Mercyhurst (11/14/2019)
TURNOVERS	7		at Queens (NY) (02/09/2020)
	7		vs Northwest Mo. St. (N) (11/01/2019)
FOULS	13		at USciences (11/30/2019)
	14		Queens (NY) (03/04/2020)
	14		Mercy (02/16/2020)
	14		Queens (NY) (01/10/2020)
	14		at Mercy (12/13/2019)
	14		Salem (WV) (12/04/2019)



**2019-20 Daemen Men's Basketball
Player Highs Analysis
All games**

Page 1/4
as of Mar 05, 2020

Daemen - Individual Game Highs

POINTS	47		Andrew Sischo vs Queens (NY) (03/04/2020)
	34		Andrew Sischo at Saint Rose (12/19/2019)
	34		Andrew Sischo vs Salem (WV) (12/04/2019)
	34		Andrew Sischo vs Nyack (11/09/2019)
	31		Andrew Sischo vs Felician (11/08/2019)
FIELD GOALS MADE	19		Andrew Sischo vs Queens (NY) (03/04/2020)
	15		Andrew Sischo vs Salem (WV) (12/04/2019)
FIELD GOAL ATTEMPTS	29		Andrew Sischo vs Queens (NY) (03/04/2020)
	22		Andrew Sischo vs Salem (WV) (12/04/2019)
FIELD GOAL PERCENTAGE (min 5 made)	1.000	(5-5)	Kyle Harris vs Mercyhurst (11/14/2019)
	.923	(12-13)	Andrew Sischo at Queens (NY) (02/09/2020)
	.923	(12-13)	Andrew Sischo vs West Liberty (11/16/2019)
3 PT FG MADE	7		Jeff Redband at Bridgeport (02/07/2020)
	7		Jeff Redband at Roberts Wesleyan (02/01/2020)
	7		Jeff Redband at USciences (11/30/2019)
3 PT FG ATTEMPTS	12		Jeff Redband at USciences (11/30/2019)
	11		Jeff Redband at Roberts Wesleyan (02/01/2020)
3 PT FG PERCENTAGE (min 2 made)	1.000	(3-3)	Ryan Salzberg at Mercy (12/13/2019)
	1.000	(2-2)	Joey Wallace vs Queens (NY) (01/10/2020)
	1.000	(2-2)	Kyle Harris vs Queens (NY) (01/10/2020)
	1.000	(2-2)	Jay Sarkis vs Mercyhurst (11/14/2019)
	1.000	(2-2)	Kyle Harris vs Felician (11/08/2019)
FREE THROWS MADE	11		Andrew Sischo vs Molloy (01/24/2020)
	10		Joey Wallace vs Wilmington (DE) (11/23/2019)
	10		Andrew Sischo vs Nyack (11/09/2019)
FREE THROW ATTEMPTS	14		Andrew Sischo vs Molloy (01/24/2020)
	13		Andrew Sischo vs Northwest Mo. St. (N) (11/01/2019)
FREE THROW PERCENTAGE (min 3 made)	1.000	(7-7)	Andrew Sischo at Molloy (02/28/2020)
	1.000	(7-7)	Breon Harris vs St. Thomas Aquinas (02/14/2020)
	1.000	(7-7)	Jeff Redband vs Molloy (01/24/2020)
	1.000	(7-7)	Jeff Redband at Saint Rose (12/19/2019)
	1.000	(6-6)	Andrew Sischo at Bridgeport (02/07/2020)
	1.000	(6-6)	Andrew Sischo vs New York Tech (01/26/2020)
	1.000	(6-6)	Keith Slack vs Roberts Wesleyan (12/07/2019)
	1.000	(5-5)	Joey Wallace vs New York Tech (01/26/2020)
	1.000	(5-5)	Breon Harris at St. Thomas Aquinas (12/15/2019)
	1.000	(4-4)	Joey Wallace vs Queens (NY) (03/04/2020)
	1.000	(4-4)	Breon Harris at Molloy (02/28/2020)
	1.000	(4-4)	Breon Harris at Queens (NY) (02/09/2020)
	1.000	(4-4)	Jeff Redband at Queens (NY) (02/09/2020)
	1.000	(4-4)	Breon Harris at Bridgeport (02/07/2020)
	1.000	(4-4)	Andrew Sischo at St. Anselm (01/01/2020)
	1.000	(4-4)	Jeff Redband at St. Thomas Aquinas (12/15/2019)
	1.000	(4-4)	Jeff Redband at Mercy (12/13/2019)
	1.000	(4-4)	Andrew Sischo vs Le Moyne (11/19/2019)
	1.000	(4-4)	Jeff Redband vs Nyack (11/09/2019)
	1.000	(4-4)	Joey Wallace vs Missouri Western (N) (11/02/2019)
REBOUNDS	20		Andrew Sischo at USciences (11/30/2019)
	19		Andrew Sischo vs Felician (11/08/2019)
ASSISTS	8		Joey Wallace vs Mercy (02/16/2020)
	8		Joey Wallace vs St. Thomas Aquinas (02/14/2020)
	8		Jay Sarkis vs Salem (WV) (12/04/2019)
STEALS	6		Breon Harris at New York Tech (03/01/2020)
	5		Breon Harris at Molloy (02/28/2020)
	5		Breon Harris vs New York Tech (01/26/2020)



**2019-20 Daemen Men's Basketball
Player Highs Analysis
All games**

Page 2/4
as of Mar 05, 2020

Daemen - Individual Game Highs

BLOCKED SHOTS	5	Andrew Sischo vs Felician (11/08/2019)
	4	Andrew Sischo vs Nyack (11/09/2019)
TURNOVERS	8	Andrew Sischo vs Missouri Western (N) (11/02/2019)
	7	Breon Harris at Molloy (02/28/2020)
FOULS	5	Andrew Sischo at Saint Rose (12/19/2019)
	5	Joey Wallace at St. Thomas Aquinas (12/15/2019)
	5	Kyle Harris vs Missouri Western (N) (11/02/2019)
	5	Breon Harris vs Northwest Mo. St. (N) (11/01/2019)



2019-20 Daemen Men's Basketball
Player Highs Analysis
All games

Page 3/4
as of Mar 05, 2020

Opponent - Individual Game Highs

POINTS	33		Nick Corbett vs Molloy (01/24/2020)
	31		Nick Corbett at Molloy (02/28/2020)
	28		Sekou Sylla at Saint Rose (12/19/2019)
	27		Elijah Bovell vs Queens (NY) (03/04/2020)
	27		Bryan Griffin vs Mercy (02/16/2020)
FIELD GOALS MADE	14		Nick Corbett vs Molloy (01/24/2020)
	13		Bryan Griffin vs Mercy (02/16/2020)
FIELD GOAL ATTEMPTS	27		Nick Corbett vs Molloy (01/24/2020)
	23		Jeffrey Hayden at New York Tech (03/01/2020)
FIELD GOAL PERCENTAGE (min 5 made)	.833	(5-6)	Eric Fleming at Saint Rose (12/19/2019)
	.818	(9-11)	Diego Bernard vs Northwest Mo. St. (N) (11/01/2019)
3 PT FG MADE	6		Tyler Arbuckle at St. Anselm (01/01/2020)
	6		Ryan Roland vs Le Moyne (11/19/2019)
	6		Ryan Hawkins vs Northwest Mo. St. (N) (11/01/2019)
3 PT FG ATTEMPTS	13		Jay'von Jackson vs Felician (11/08/2019)
	12		Elijah Bovell vs Queens (NY) (03/04/2020)
3 PT FG PERCENTAGE (min 2 made)	1.000	(2-2)	Manasseh Small at Saint Rose (12/19/2019)
	1.000	(2-2)	Preston Boswell vs West Liberty (11/16/2019)
FREE THROWS MADE	10		Sekou Sylla at Saint Rose (12/19/2019)
	10		Trevor Hudgins vs Northwest Mo. St. (N) (11/01/2019)
FREE THROW ATTEMPTS	12		Amari Lee vs Roberts Wesleyan (12/07/2019)
	11		Sekou Sylla at Saint Rose (12/19/2019)
FREE THROW PERCENTAGE (min 3 made)	1.000	(10-10)	Trevor Hudgins vs Northwest Mo. St. (N) (11/01/2019)
	1.000	(7-7)	Nick Corbett at Molloy (02/28/2020)
	1.000	(6-6)	Curtis Thompson vs Nyack (11/09/2019)
	1.000	(6-6)	Will Eames vs Missouri Western (N) (11/02/2019)
	1.000	(5-5)	Owen Chose at Stonehill (01/04/2020)
	1.000	(4-4)	Jordan Fuchs at New York Tech (03/01/2020)
	1.000	(4-4)	Dwayne Henry Jr. at Queens (NY) (02/09/2020)
	1.000	(4-4)	Travis Robinson-Morgan at Bridgeport (02/07/2020)
	1.000	(4-4)	Tyler Washington at Saint Rose (12/19/2019)
	1.000	(4-4)	Korey Lee at Mercy (12/13/2019)
	1.000	(4-4)	Malik McKinney vs West Liberty (11/16/2019)
	1.000	(4-4)	MiyKah McIntosh vs Mercyhurst (11/14/2019)
	1.000	(3-3)	Kevin Buron at Queens (NY) (02/09/2020)
	1.000	(3-3)	Reggie Clark at Roberts Wesleyan (02/01/2020)
	1.000	(3-3)	Armon Nasser at Roberts Wesleyan (02/01/2020)
	1.000	(3-3)	Brandon Starr at USciences (11/30/2019)
	1.000	(3-3)	Trystan Pratapas vs Mercyhurst (11/14/2019)
REBOUNDS	15		Pano Pavlidis vs Molloy (01/24/2020)
	14		Sekou Sylla at Saint Rose (12/19/2019)
ASSISTS	9		Lamont Williams Jr. vs Mercy (02/16/2020)
	8		Marcus Saint-Furcy at New York Tech (03/01/2020)
STEALS	7		Bakary Camara at Bridgeport (02/07/2020)
	4		Tim Dawson at New York Tech (03/01/2020)
	4		Zachary Olukanni vs Dist. Columbia (02/21/2020)
	4		Jeffrey Hayden vs New York Tech (01/26/2020)
	4		Jermaine Head vs Wilmington (DE) (11/23/2019)
	4		Preston Boswell vs West Liberty (11/16/2019)
	4		Junior Graham vs Nyack (11/09/2019)
BLOCKED SHOTS	4		Shane Fanning at Roberts Wesleyan (02/01/2020)
	4		Consolo Adams at Dist. Columbia (01/19/2020)



2019-20 Daemen Men's Basketball
Player Highs Analysis
All games

Page 4/4
as of Mar 05, 2020

Opponent - Individual Game Highs

TURNOVERS	6	Jeffrey Hayden at New York Tech (03/01/2020)
	6	Nick Corbett vs Molloy (01/24/2020)
	6	Thomas Jackson III at Saint Michael's (01/02/2020)
	6	Demetre Roberts at St. Thomas Aquinas (12/15/2019)
	6	Tyrell Carroll vs Missouri Western (N) (11/02/2019)
FOULS	5	Consolo Adams vs Dist. Columbia (02/21/2020)
	5	Kenneth Stancell vs Dist. Columbia (02/21/2020)
	5	Aaren Smith vs Dist. Columbia (02/21/2020)
	5	Aaren Smith at Dist. Columbia (01/19/2020)
	5	Michael Wearne at Saint Rose (12/19/2019)
	5	Demani Smith vs Roberts Wesleyan (12/07/2019)
	5	Jay'von Jackson vs Felician (11/08/2019)
	5	Jaron Thames vs Missouri Western (N) (11/02/2019)
	5	Will Eames vs Missouri Western (N) (11/02/2019)



**2019-20 Daemen Men's Basketball
Team Overall Conference
All games**

Page 1/2
as of Mar 05, 2020

Summary

Player	Overall Statistics										Conference Statistics									
	GP-GS	MIN/G	FG%	3FG%	FT%	R/G	A/G	STL	BLK	PTS/G	GP-GS	MIN/G	FG%	3FG%	FT%	R/G	A/G	STL	BLK	PTS/G
SISCHO, Andrew	30-28	34.0	.642	.464	.740	11.5	1.6	27	35	25.0	15-13	33.1	.643	.467	.783	10.1	1.7	13	16	23.5
REDBAND, Jeff	31-31	32.4	.451	.450	.934	3.7	1.4	31	33	12.9	16-16	32.9	.427	.431	.944	3.3	0.7	14	15	13.8
HARRIS, Breon	27-25	29.7	.410	.378	.803	4.1	2.7	58	3	12.9	15-13	31.0	.408	.369	.905	4.1	3.0	35	2	12.7
WALLACE, Joey	30-29	30.6	.442	.311	.717	6.4	3.8	34	9	12.2	16-16	31.2	.475	.381	.663	8.1	4.8	18	5	13.9
SARKIS, Jay	29-29	33.1	.403	.373	.619	2.4	3.1	26	1	8.6	16-16	33.2	.431	.405	.750	2.9	2.8	15	1	10.1
SLACK, Keith	12-1	14.5	.446	.415	1.000	1.6	1.2	4	0	6.3	3-0	11.8	.700	.750	1.000	1.3	0.3	1	0	8.7
HARRIS, Kyle	31-9	18.0	.423	.362	.833	2.8	1.0	9	5	4.3	16-3	15.8	.326	.300	.833	2.9	0.8	7	3	2.8
HOLT, Tajmin	31-0	9.9	.376	.273	.545	1.2	0.7	14	13	2.7	16-0	11.9	.433	.364	.571	1.8	1.1	7	9	4.0
WILLIAMS, Donte'	13-0	6.6	.545	.417	.000	0.9	0.3	1	2	2.2	3-0	5.3	.000	.000	.000	0.0	0.0	0	1	0.0
BRADLEY, Ryan	19-0	9.0	.429	.091	.500	1.9	0.5	8	7	2.2	11-0	7.1	.333	.167	.200	1.3	0.5	4	3	0.9
SALZBERG, Ryan	22-0	4.4	.588	.545	.667	0.4	0.3	6	1	1.3	13-0	4.0	.750	1.000	.500	0.4	0.2	3	0	1.4
LUKE, Chris	26-2	3.8	.583	.000	.667	1.2	0.1	1	1	1.2	13-2	5.6	.571	.000	.667	2.0	0.1	0	0	2.0
BASDEN, Ziv	13-0	1.8	.636	.000	.000	0.5	0.2	0	1	1.1	6-0	2.0	.571	.000	.000	0.7	0.3	0	1	1.3
HINES, Da'Shawn	12-0	1.4	1.000	1.000	.000	0.0	0.2	1	0	0.4	6-0	1.7	1.000	1.000	.000	0.0	0.3	1	0	0.5
DUAH, Jeffrey	11-1	1.3	.200	.000	.500	0.3	0.2	0	0	0.4	7-1	1.6	.200	.000	1.000	0.3	0.3	0	0	0.6
Totals	31		.482	.388	.752	37.3	14.9	220	111	82.6	16		.481	.407	.774	38.0	15.4	118	56	84.4
Opponent	31		.439	.344	.723	33.1	13.1	231	81	74.5	16		.431	.323	.713	34.0	13.1	110	42	73.8

Scoring

Player	Overall Statistics								Conference Statistics							
	FG-FGA	FG%	3FG-3FGA	3FG%	FT-FTA	FT%	PTS	PTS/G	FG-FGA	FG%	3FG-3FGA	3FG%	FT-FTA	FT%	PTS	PTS/G
SISCHO, Andrew	289-450	.642	13-28	.464	159-215	.740	750	25.0	137-213	.643	7-15	.467	72-92	.783	353	23.5
REDBAND, Jeff	123-273	.451	98-218	.450	57-61	.934	401	12.9	67-157	.427	53-123	.431	34-36	.944	221	13.8
HARRIS, Breon	120-293	.410	48-127	.378	61-76	.803	349	12.9	64-157	.408	24-65	.369	38-42	.905	190	12.7
WALLACE, Joey	126-285	.442	28-90	.311	86-120	.717	366	12.2	77-162	.475	16-42	.381	53-80	.663	223	13.9
SARKIS, Jay	87-216	.403	50-134	.373	26-42	.619	250	8.6	56-130	.431	34-84	.405	15-20	.750	161	10.1
SLACK, Keith	25-56	.446	17-41	.415	8-8	1.000	75	6.3	7-10	.700	6-8	.750	6-6	1.000	26	8.7
HARRIS, Kyle	47-111	.423	25-69	.362	15-18	.833	134	4.3	15-46	.326	9-30	.300	5-6	.833	44	2.8
HOLT, Tajmin	35-93	.376	9-33	.273	6-11	.545	85	2.7	26-60	.433	8-22	.364	4-7	.571	64	4.0
WILLIAMS, Donte'	12-22	.545	5-12	.417	0-0	.000	29	2.2	0-2	.000	0-1	.000	0-0	.000	0	0.0
BRADLEY, Ryan	18-42	.429	1-11	.091	4-8	.500	41	2.2	4-12	.333	1-6	.167	1-5	.200	10	0.9
SALZBERG, Ryan	10-17	.588	6-11	.545	2-3	.667	28	1.3	6-8	.750	5-5	1.000	1-2	.500	18	1.4
LUKE, Chris	14-24	.583	0-0	.000	2-3	.667	30	1.2	12-21	.571	0-0	.000	2-3	.667	26	2.0
BASDEN, Ziv	7-11	.636	0-1	.000	0-0	.000	14	1.1	4-7	.571	0-1	.000	0-0	.000	8	1.3
HINES, Da'Shawn	2-2	1.000	1-1	1.000	0-0	.000	5	0.4	1-1	1.000	1-1	1.000	0-0	.000	3	0.5
DUAH, Jeffrey	1-5	.200	0-0	.000	2-4	.500	4	0.4	1-5	.200	0-0	.000	2-2	1.000	4	0.6
Totals	916-1900	.482	301-776	.388	428-569	.752	2561	82.6	477-991	.481	164-403	.407	233-301	.774	1351	84.4
Opponent	856-1950	.439	264-768	.344	332-459	.723	2308	74.5	447-1036	.431	122-378	.323	164-230	.713	1180	73.8



**2019-20 Daemen Men's Basketball
Team Overall Conference
All games**

Page 2/2
as of Mar 05, 2020

Totals

	Overall Statistics									Conference Statistics								
Player	O-REB	D-REB	TOTAL	PF	FO	A	TO	A/TO	HI PTS	O-REB	D-REB	TOTAL	PF	FO	A	TO	A/TO	HI PTS
SISCHO, Andrew	128	217	345	96	1	47	97	0.5	47	52	100	152	47	0	25	41	0.6	30
REDBAND, Jeff	21	94	115	50	0	42	46	0.9	26	10	43	53	25	0	11	25	0.4	26
HARRIS, Breon	21	90	111	70	1	73	78	0.9	23	13	49	62	37	0	45	43	1.0	22
WALLACE, Joey	48	145	193	77	1	114	78	1.5	23	30	99	129	42	1	76	36	2.1	23
SARKIS, Jay	6	65	71	25	0	90	67	1.3	22	4	42	46	17	0	44	41	1.1	22
SLACK, Keith	2	17	19	9	0	14	10	1.4	15	0	4	4	2	0	1	2	0.5	15
HARRIS, Kyle	13	74	87	55	1	31	29	1.1	14	3	43	46	24	0	12	13	0.9	6
HOLT, Tajmin	13	25	38	28	0	23	26	0.9	10	9	19	28	17	0	17	17	1.0	10
WILLIAMS, Donte'	3	9	12	10	0	4	6	0.7	8	0	0	0	3	0	0	0	0.0	0
BRADLEY, Ryan	11	25	36	31	0	10	17	0.6	9	1	13	14	18	0	6	8	0.8	3
SALZBERG, Ryan	2	7	9	7	0	6	1	6.0	11	0	5	5	4	0	3	1	3.0	11
LUKE, Chris	14	18	32	25	0	2	6	0.3	6	11	15	26	13	0	1	3	0.3	6
BASDEN, Ziv	3	3	6	6	0	2	2	1.0	6	2	2	4	4	0	2	1	2.0	6
HINES, Da'Shawn	0	0	0	0	0	2	0	2.0	3	0	0	0	0	0	2	0	2.0	3
DUAH, Jeffrey	0	3	3	0	0	2	1	2.0	2	0	2	2	0	0	2	0	2.0	2
Totals	318	839	1157	489	4	462	470	1.0	103	149	459	608	253	1	247	235	1.1	103
Opponent	294	732	1026	567	9	405	463	0.9	90	151	393	544	292	5	209	230	0.9	90



2019-20 Daemen Men's Basketball
Points-rebounds-assists
All games

Page 1/2
as of Mar 05, 2020

Opponent	Date	Score		2 HARRIS,BRE	3 HOLT,TAJMI	4 DUAH,JEFFR	5 SARKIS,JAY	10 WILLIAMS,D	12 HARRIS,KYL	14 HINES,DA'S	15 SLACK,KEIT	20 SALZBERG,R	22 SISCHO,AND	23 WALLACE,JO
vs NMSU	11/01/2019	65-85	L	0-1-0	0-0-0	DNP	2-0-2	8-0-2	5-2-2	DNP	3-1-0	DNP	24-15-5	17-3-1
vs MW	11/02/2019	68-64	W	DNP	0-2-0	DNP	7-1-1	5-3-0	11-2-0	DNP	11-2-0	DNP	11-12-3	8-6-3
Fel	11/08/2019	95-80	W	18-7-6	0-0-0	DNP	11-2-3	4-4-2	10-2-0	DNP	5-0-0	DNP	31-19-4	9-6-1
Nyack	11/09/2019	80-74	W	11-11-7	3-0-0	DNP	6-2-2	0-0-0	0-0-1	DNP	2-2-2	DNP	34-17-0	2-5-1
Mercy	11/14/2019	67-65	W	4-1-1	0-0-0	DNP	10-0-1	0-0-0	11-3-1	DNP	DNP	0-0-0	22-11-1	18-5-3
WL	11/16/2019	98-83	W	17-3-2	0-1-2	0-0-0	DNP	4-0-0	11-4-0	0-0-0	6-2-3	0-0-0	29-18-2	19-5-5
LeM	11/19/2019	89-79	W	14-4-2	2-0-0	DNP	DNP	2-1-0	7-3-4	DNP	7-2-2	2-0-0	27-11-1	6-5-3
Wilm	11/23/2019	83-81	W	21-4-3	0-1-0	DNP	0-2-4	0-1-0	3-4-3	DNP	3-1-1	DNP	24-8-0	17-8-2
at USci	11/30/2019	83-57	W	DNP	0-0-1	DNP	6-1-5	6-0-0	7-1-2	0-0-0	10-1-2	0-0-0	16-20-1	7-7-4
Salem	12/04/2019	89-59	W	DNP	6-1-1	0-0-0	11-6-8	0-3-0	14-7-1	2-0-0	2-4-3	3-2-0	34-12-1	5-0-6
RWC	12/07/2019	96-70	W	DNP	7-1-0	0-0-0	14-1-0	0-0-0	4-3-1	3-0-0	11-3-0	0-0-0	27-11-1	14-9-7
at Mercy	12/13/2019	103-59	W	11-6-2	2-5-2	0-1-0	9-2-3	0-0-0	5-3-1	0-0-2	15-1-1	11-2-0	26-9-2	4-12-3
at STA	12/15/2019	80-87	L	22-4-1	0-0-0	DNP	4-3-1	0-0-0	3-2-1	DNP	0-0-0	0-0-0	30-13-2	3-3-2
at StRose	12/19/2019	96-88	W	16-1-1	4-2-2	DNP	7-0-7	DNP	4-2-5	0-0-0	DNP	3-1-3	34-7-1	DNP
at SA	01/01/2020	59-87	L	7-8-2	0-1-0	0-1-0	5-4-3	DNP	7-5-0	0-0-0	DNP	2-1-0	18-13-1	5-2-1
at SMC	01/02/2020	72-68	W	16-8-1	2-1-0	DNP	12-0-6	DNP	0-0-0	DNP	DNP	0-0-0	24-7-0	5-2-1
at STO	01/04/2020	76-82	L	23-0-1	2-1-0	DNP	5-4-3	DNP	0-4-0	DNP	DNP	DNP	22-8-0	12-4-0
Queens	01/10/2020	65-57	W	10-7-2	9-1-3	DNP	8-2-3	DNP	6-5-1	DNP	DNP	0-1-0	DNP	23-7-0
UB	01/12/2020	64-67	L	5-4-2	0-1-1	DNP	2-5-1	DNP	0-6-1	DNP	DNP	0-0-0	28-11-0	16-9-5
at UDC	01/19/2020	65-61	W	10-2-3	0-3-1	DNP	11-6-0	DNP	0-4-0	DNP	DNP	0-0-0	22-10-1	8-9-5
Molloy	01/24/2020	91-83	W	4-6-4	0-1-2	DNP	20-4-2	DNP	2-3-1	DNP	DNP	0-0-0	22-11-1	16-4-0
NYIT	01/26/2020	92-57	W	14-1-7	3-4-1	2-0-2	14-1-1	DNP	0-8-0	0-0-0	DNP	0-0-0	19-6-1	17-5-7
at RWC	02/01/2020	93-73	W	15-3-3	2-1-2	0-0-0	8-1-7	DNP	4-4-1	0-0-0	DNP	1-0-0	18-10-3	21-9-3
at UB	02/07/2020	74-83	L	7-6-4	6-3-2	DNP	8-1-1	DNP	3-1-1	DNP	DNP	DNP	19-7-3	5-5-7
at Queens	02/09/2020	84-74	W	9-3-2	3-3-0	DNP	11-2-7	DNP	6-2-0	DNP	DNP	DNP	25-12-2	13-5-5
STA	02/14/2020	81-77	W	20-5-1	5-0-0	DNP	12-2-2	DNP	0-1-1	DNP	DNP	DNP	19-8-3	14-11-8
Mercy	02/16/2020	96-79	W	17-1-4	7-0-0	0-0-0	22-5-5	DNP	3-0-1	0-0-0	DNP	3-1-2	21-11-1	10-14-8
UDC	02/21/2020	93-90	Wot	15-3-2	5-2-0	2-0-0	7-4-6	DNP	0-1-2	DNP	DNP	0-1-1	27-6-1	18-10-5
at Molloy	02/28/2020	92-78	W	18-5-3	5-2-0	0-1-0	8-5-4	DNP	5-1-0	0-0-0	DNP	0-0-0	27-11-1	18-9-4
at NYIT	03/01/2020	82-85	Lot	13-6-5	10-1-3	DNP	3-2-1	DNP	3-2-0	DNP	DNP	3-0-0	23-16-3	23-8-7
Queens	03/04/2020	90-76	W	12-1-2	2-0-0	0-0-0	7-3-1	DNP	0-2-0	0-0-0	DNP	0-0-0	47-15-2	13-6-7



2019-20 Daemen Men's Basketball
Points-rebounds-assists
All games

Page 2/2
as of Mar 05, 2020

Opponent	Date	Score		24	25	34	44
				BASDEN,ZIV	BRADLEY,RV	LUKE,CHRIS	REDBAND,JE
vs NMSU	11/01/2019	65-85	L	0-0-0	DNP	0-0-0	6-1-0
vs MW	11/02/2019	68-64	W	DNP	DNP	0-0-0	15-3-4
Fel	11/08/2019	95-80	W	DNP	DNP	0-1-0	7-2-2
Nyack	11/09/2019	80-74	W	DNP	DNP	0-1-0	22-3-2
Mercy	11/14/2019	67-65	W	DNP	2-2-0	0-0-0	0-3-0
WL	11/16/2019	98-83	W	0-0-0	2-2-1	0-0-0	10-7-3
LeM	11/19/2019	89-79	W	DNP	9-5-2	DNP	13-4-1
Wilm	11/23/2019	83-81	W	DNP	6-3-1	DNP	9-6-0
at USci	11/30/2019	83-57	W	4-1-0	2-5-0	0-0-0	25-8-2
Salem	12/04/2019	89-59	W	2-1-0	4-3-0	0-0-0	6-7-4
RWC	12/07/2019	96-70	W	0-0-1	2-1-2	4-3-0	10-3-1
at Mercy	12/13/2019	103-59	W	6-2-1	3-2-0	4-1-0	7-1-0
at STA	12/15/2019	80-87	L	0-0-0	0-2-1	0-0-0	18-2-0
at StRose	12/19/2019	96-88	W	DNP	6-2-0	0-0-0	22-5-2
at SA	01/01/2020	59-87	L	0-0-0	DNP	0-1-0	15-0-2
at SMC	01/02/2020	72-68	W	0-0-0	DNP	0-0-0	13-2-3
at STO	01/04/2020	76-82	L	DNP	DNP	2-1-1	10-7-2
Queens	01/10/2020	65-57	W	DNP	DNP	4-11-0	5-0-2
UB	01/12/2020	64-67	L	DNP	DNP	0-1-0	13-8-0
at UDC	01/19/2020	65-61	W	DNP	DNP	0-1-0	14-2-1
Molloy	01/24/2020	91-83	W	DNP	0-1-0	1-0-0	26-5-2
NYIT	01/26/2020	92-57	W	DNP	0-1-0	6-3-1	17-5-0
at RWC	02/01/2020	93-73	W	0-1-0	1-4-0	DNP	23-4-2
at UB	02/07/2020	74-83	L	DNP	2-0-0	DNP	24-7-0
at Queens	02/09/2020	84-74	W	DNP	2-0-0	0-1-0	15-7-1
STA	02/14/2020	81-77	W	DNP	0-2-0	DNP	11-2-0
Mercy	02/16/2020	96-79	W	0-0-0	DNP	5-2-0	8-2-0
UDC	02/21/2020	93-90	Wot	DNP	DNP	0-0-0	19-2-1
at Molloy	02/28/2020	92-78	W	2-1-0	0-1-2	0-0-0	9-2-1
at NYIT	03/01/2020	82-85	Lot	DNP	0-0-1	2-3-0	2-1-0
Queens	03/04/2020	90-76	W	0-0-0	0-0-0	2-2-0	7-4-4



2019-20 Daemen Men's Basketball
Category Leaders
All games

Page 1/3
as of Mar 05, 2020

Points

##	Player	G	Pts	Pts/G
22	Sischo, Andrew	30	750	25.0
44	Redband, Jeff	31	401	12.9
23	Wallace, Joey	30	366	12.2
2	Harris, Breon	27	349	12.9
5	Sarkis, Jay	29	250	8.6
12	Harris, Kyle	31	134	4.3
3	Holt, Tajmin	31	85	2.7
15	Slack, Keith	12	75	6.3
25	Bradley, Ryan	19	41	2.2
34	Luke, Chris	26	30	1.2
10	Williams, Donte'	13	29	2.2
20	Salzberg, Ryan	22	28	1.3
24	Basden, Ziv	13	14	1.1
14	Hines, Da'Shawn	12	5	0.4
4	Duah, Jeffrey	11	4	0.4

Scoring Average

##	Player	G	Pts	Pts/G
22	Sischo, Andrew	30	750	25.0
44	Redband, Jeff	31	401	12.9
2	Harris, Breon	27	349	12.9
23	Wallace, Joey	30	366	12.2
5	Sarkis, Jay	29	250	8.6
15	Slack, Keith	12	75	6.3
12	Harris, Kyle	31	134	4.3
3	Holt, Tajmin	31	85	2.7
10	Williams, Donte'	13	29	2.2
25	Bradley, Ryan	19	41	2.2
20	Salzberg, Ryan	22	28	1.3
34	Luke, Chris	26	30	1.2
24	Basden, Ziv	13	14	1.1
14	Hines, Da'Shawn	12	5	0.4
4	Duah, Jeffrey	11	4	0.4

Field Goal Percentage

##	Player	FG	Att	Pct
14	Hines, Da'Shawn	2	2	1.000
22	Sischo, Andrew	289	450	.642
24	Basden, Ziv	7	11	.636
20	Salzberg, Ryan	10	17	.588
34	Luke, Chris	14	24	.583
10	Williams, Donte'	12	22	.545
44	Redband, Jeff	123	273	.451
15	Slack, Keith	25	56	.446
23	Wallace, Joey	126	285	.442
25	Bradley, Ryan	18	42	.429
12	Harris, Kyle	47	111	.423
2	Harris, Breon	120	293	.410
5	Sarkis, Jay	87	216	.403
3	Holt, Tajmin	35	93	.376
4	Duah, Jeffrey	1	5	.200

Field Goal Attempts

##	Player	G	Att	Att/G
22	Sischo, Andrew	30	450	15.0
2	Harris, Breon	27	293	10.9
23	Wallace, Joey	30	285	9.5
44	Redband, Jeff	31	273	8.8
5	Sarkis, Jay	29	216	7.4

Field Goals Made

##	Player	G	Made	Made/G
22	Sischo, Andrew	30	289	9.6
23	Wallace, Joey	30	126	4.2
44	Redband, Jeff	31	123	4.0
2	Harris, Breon	27	120	4.4
5	Sarkis, Jay	29	87	3.0



2019-20 Daemen Men's Basketball
Category Leaders
All games

Page 2/3
as of Mar 05, 2020

3-Point FG Percentage

##	Player	3FG	Att	Pct
14	Hines, Da'Shawn	1	1	1.000
20	Salzberg, Ryan	6	11	.545
22	Sischo, Andrew	13	28	.464
44	Redband, Jeff	98	218	.450
10	Williams, Donte'	5	12	.417
15	Slack, Keith	17	41	.415
2	Harris, Breon	48	127	.378
5	Sarkis, Jay	50	134	.373
12	Harris, Kyle	25	69	.362
23	Wallace, Joey	28	90	.311
3	Holt, Tajmin	9	33	.273
25	Bradley, Ryan	1	11	.091

3-Point FG Attempts

##	Player	G	Att	Att/G
44	Redband, Jeff	31	218	7.0
5	Sarkis, Jay	29	134	4.6
2	Harris, Breon	27	127	4.7
23	Wallace, Joey	30	90	3.0
12	Harris, Kyle	31	69	2.2

3-Point FG Made

##	Player	G	Made	Made/G
44	Redband, Jeff	31	98	3.2
5	Sarkis, Jay	29	50	1.7
2	Harris, Breon	27	48	1.8
23	Wallace, Joey	30	28	0.9
12	Harris, Kyle	31	25	0.8

Free Throw Percentage

##	Player	Made	Att	Pct
15	Slack, Keith	8	8	1.000
44	Redband, Jeff	57	61	.934
12	Harris, Kyle	15	18	.833
2	Harris, Breon	61	76	.803
22	Sischo, Andrew	159	215	.740
23	Wallace, Joey	86	120	.717
20	Salzberg, Ryan	2	3	.667
34	Luke, Chris	2	3	.667
5	Sarkis, Jay	26	42	.619
3	Holt, Tajmin	6	11	.545
25	Bradley, Ryan	4	8	.500
4	Duah, Jeffrey	2	4	.500

Free Throw Attempts

##	Player	G	Att	Att/G
22	Sischo, Andrew	30	215	7.2
23	Wallace, Joey	30	120	4.0
2	Harris, Breon	27	76	2.8
44	Redband, Jeff	31	61	2.0
5	Sarkis, Jay	29	42	1.4

Free Throws Made

##	Player	G	Made	Made/G
22	Sischo, Andrew	30	159	5.3
23	Wallace, Joey	30	86	2.9
2	Harris, Breon	27	61	2.3
44	Redband, Jeff	31	57	1.8
5	Sarkis, Jay	29	26	0.9

Rebounds

##	Player	G	Reb	Reb/G
22	Sischo, Andrew	30	345	11.5
23	Wallace, Joey	30	193	6.4
44	Redband, Jeff	31	115	3.7
2	Harris, Breon	27	111	4.1
12	Harris, Kyle	31	87	2.8

Assists

##	Player	G	Ast	Ast/G
23	Wallace, Joey	30	114	3.8
5	Sarkis, Jay	29	90	3.1
2	Harris, Breon	27	73	2.7
22	Sischo, Andrew	30	47	1.6
44	Redband, Jeff	31	42	1.4

Rebounds Average

##	Player	G	Reb	Reb/G
22	Sischo, Andrew	30	345	11.5
23	Wallace, Joey	30	193	6.4
2	Harris, Breon	27	111	4.1
44	Redband, Jeff	31	115	3.7
12	Harris, Kyle	31	87	2.8

Steals

##	Player	G	Stl	Stl/G
2	Harris, Breon	27	58	2.1
23	Wallace, Joey	30	34	1.1
44	Redband, Jeff	31	31	1.0
22	Sischo, Andrew	30	27	0.9
5	Sarkis, Jay	29	26	0.9



2019-20 Daemen Men's Basketball
Category Leaders
All games

Page 3/3
as of Mar 05, 2020

Offensive Rebounds

##	Player	G	OReb	OReb/G
22	Sischo, Andrew	30	128	4.3
23	Wallace, Joey	30	48	1.6
2	Harris, Breon	27	21	0.8
44	Redband, Jeff	31	21	0.7
34	Luke, Chris	26	14	0.5

Blocked Shots

##	Player	G	Blk	Blk/G
22	Sischo, Andrew	30	35	1.2
44	Redband, Jeff	31	33	1.1
3	Holt, Tajmin	31	13	0.4
23	Wallace, Joey	30	9	0.3
25	Bradley, Ryan	19	7	0.4

Defensive Rebounds

##	Player	G	DReb	DReb/G
22	Sischo, Andrew	30	217	7.2
23	Wallace, Joey	30	145	4.8
44	Redband, Jeff	31	94	3.0
2	Harris, Breon	27	90	3.3
12	Harris, Kyle	31	74	2.4

Minutes

##	Player	G	Min	Min/G
22	Sischo, Andrew	30	1021	34:02
44	Redband, Jeff	31	1004	32:23
5	Sarkis, Jay	29	959	33:04
23	Wallace, Joey	30	917	30:34
2	Harris, Breon	27	803	29:44

Fouls

##	Player	G	PF	PF/G
22	Sischo, Andrew	30	96	3.2
23	Wallace, Joey	30	77	2.6
2	Harris, Breon	27	70	2.6
12	Harris, Kyle	31	55	1.8
44	Redband, Jeff	31	50	1.6

Turnovers

##	Player	G	TO	TO/G
22	Sischo, Andrew	30	97	3.2
23	Wallace, Joey	30	78	2.6
2	Harris, Breon	27	78	2.9
5	Sarkis, Jay	29	67	2.3
44	Redband, Jeff	31	46	1.5

Foul Outs

##	Player	G	FO
22	Sischo, Andrew	30	1
23	Wallace, Joey	30	1
2	Harris, Breon	27	1
12	Harris, Kyle	31	1



2019-20 Daemen Men's Basketball
Season Box - Average per 40 Minutes
All games

Page 1/1
as of Mar 05, 2020

##	Player	min	fgm	fga	pct	3fgm	3fga	pct	ftm	fta	pct	oreb	dreb	treb	pf	a	to	blk	stl	pts
24	BASDEN, Ziv	40	11.7	18.4	.636	0.0	1.7	.000	0.0	0.0	.000	5.0	5.0	10.0	10.0	3.3	3.3	1.7	0.0	23.4
25	BRADLEY, Ryan	40	4.2	9.9	.429	0.2	2.6	.091	0.9	1.9	.500	2.6	5.9	8.5	7.3	2.3	4.0	1.6	1.9	9.6
4	DUAH, Jeffrey	40	2.8	13.8	.200	0.0	0.0	.000	5.5	11.0	.500	0.0	8.3	8.3	0.0	5.5	2.8	0.0	0.0	11.0
2	HARRIS, Breon	40	6.0	14.6	.410	2.4	6.3	.378	3.0	3.8	.803	1.0	4.5	5.5	3.5	3.6	3.9	0.1	2.9	17.4
12	HARRIS, Kyle	40	3.4	8.0	.423	1.8	5.0	.362	1.1	1.3	.833	0.9	5.3	6.3	4.0	2.2	2.1	0.4	0.6	9.6
14	HINES, Da'Shawn	40	4.6	4.6	1.000	2.3	2.3	1.000	0.0	0.0	.000	0.0	0.0	0.0	0.0	4.6	0.0	0.0	2.3	11.5
3	HOLT, Tajmin	40	4.6	12.1	.376	1.2	4.3	.273	0.8	1.4	.545	1.7	3.3	5.0	3.7	3.0	3.4	1.7	1.8	11.1
34	LUKE, Chris	40	5.6	9.6	.583	0.0	0.0	.000	0.8	1.2	.667	5.6	7.2	12.8	10.0	0.8	2.4	0.4	0.4	12.0
44	REDBAND, Jeff	40	4.9	10.9	.451	3.9	8.7	.450	2.3	2.4	.934	0.8	3.7	4.6	2.0	1.7	1.8	1.3	1.2	16.0
20	SALZBERG, Ryan	40	4.1	7.0	.588	2.5	4.5	.545	0.8	1.2	.667	0.8	2.9	3.7	2.9	2.5	0.4	0.4	2.5	11.5
5	SARKIS, Jay	40	3.6	9.0	.403	2.1	5.6	.373	1.1	1.8	.619	0.3	2.7	3.0	1.0	3.8	2.8	0.0	1.1	10.4
22	SISCHO, Andrew	40	11.3	17.6	.642	0.5	1.1	.464	6.2	8.4	.740	5.0	8.5	13.5	3.8	1.8	3.8	1.4	1.1	29.4
15	SLACK, Keith	40	5.8	12.9	.446	3.9	9.4	.415	1.8	1.8	1.000	0.5	3.9	4.4	2.1	3.2	2.3	0.0	0.9	17.3
23	WALLACE, Joey	40	5.5	12.4	.442	1.2	3.9	.311	3.8	5.2	.717	2.1	6.3	8.4	3.4	5.0	3.4	0.4	1.5	16.0
10	WILLIAMS, Donte'	40	5.6	10.2	.545	2.3	5.6	.417	0.0	0.0	.000	1.4	4.2	5.6	4.6	1.9	2.8	0.9	0.5	13.5

Note: All statistics are pro-rated based on an average per 40-minute game.



2019-20 Daemen Men's Basketball Opponents Game-by-Game All games

Page 1/1
as of Mar 05, 2020

				Total		3-Pointers		Free throws		Rebounds											
Opponent	Date	Score		FG-FGA	PCT	3FG-FGA	PCT	FT-FTA	PCT	OFF	DEF	TOT	AVG	PF	A	TO	BLK	STL	PTS	AVG	
vs Northwest Mo. St.	11/01/2019	65-85	L	30-53	.566	11-25	.440	14-15	.933	6	19	25	25.0	16	16	7	1	9	85	85.0	
vs Missouri Western	11/02/2019	68-64	W	22-55	.400	6-28	.214	14-18	.778	11	18	29	27.0	23	5	19	4	8	64	74.5	
Felician	11/08/2019	95-80	W	29-84	.345	9-34	.265	13-14	.929	16	24	40	31.3	19	11	13	1	11	80	76.3	
Nyack	11/09/2019	80-74	W	26-68	.382	9-27	.333	13-17	.765	10	23	33	31.8	21	11	9	3	12	74	75.8	
Mercyhurst	11/14/2019	67-65	W	24-47	.511	6-20	.300	11-13	.846	8	17	25	30.4	21	13	19	0	8	65	73.6	
West Liberty	11/16/2019	98-83	W	31-76	.408	8-26	.308	13-19	.684	14	20	34	31.0	23	11	19	3	13	83	75.2	
Le Moyne	11/19/2019	89-79	W	26-58	.448	16-33	.485	11-17	.647	7	25	32	31.1	15	12	15	3	4	79	75.7	
Wilmington (DE)	11/23/2019	83-81	W	32-64	.500	15-28	.536	2-7	.286	7	29	36	31.8	20	16	15	4	7	81	76.4	
at USciences	11/30/2019	83-57	W	19-50	.380	6-19	.316	13-16	.813	7	25	32	31.8	13	11	19	3	5	57	74.2	
Salem (WV)	12/04/2019	89-59	W	24-58	.414	9-32	.281	2-7	.286	5	21	26	31.2	14	12	23	3	10	59	72.7	
Roberts Wesleyan	12/07/2019	96-70	W	24-54	.444	7-21	.333	15-24	.625	5	22	27	30.8	21	7	13	2	3	70	72.5	
at Mercy	12/13/2019	103-59	W	20-62	.323	4-20	.200	15-20	.750	6	26	32	30.9	14	4	11	2	4	59	71.3	
at St. Thomas Aquinas	12/15/2019	80-87	L	28-55	.509	6-16	.375	25-32	.781	9	29	38	31.5	20	12	15	1	2	87	72.5	
at Saint Rose	12/19/2019	96-88	W	31-57	.544	5-14	.357	21-26	.808	13	19	32	31.5	23	11	23	1	8	88	73.6	
at St. Anselm	01/01/2020	59-87	L	31-68	.456	13-29	.448	12-19	.632	12	29	41	32.1	17	24	8	3	9	87	74.5	
at Saint Michael's	01/02/2020	72-68	W	28-59	.475	6-24	.250	6-10	.600	13	27	40	32.6	19	14	23	3	8	68	74.1	
at Stonehill	01/04/2020	76-82	L	28-57	.491	14-27	.519	12-14	.857	7	20	27	32.3	17	18	11	4	6	82	74.6	
Queens (NY)	01/10/2020	65-57	W	24-62	.387	4-26	.154	5-8	.625	9	27	36	32.5	14	8	13	0	5	57	73.6	
Bridgeport	01/12/2020	64-67	L	27-72	.375	5-24	.208	8-11	.727	13	26	39	32.8	17	12	8	5	8	67	73.3	
at Dist. Columbia	01/19/2020	65-61	W	25-60	.417	6-21	.286	5-10	.500	6	27	33	32.9	16	19	15	9	9	61	72.7	
Molloy	01/24/2020	91-83	W	34-76	.447	11-28	.393	4-7	.571	12	34	46	33.5	24	16	18	3	4	83	73.1	
New York Tech	01/26/2020	92-57	W	24-60	.400	4-16	.250	5-8	.625	7	22	29	33.3	16	8	21	1	9	57	72.4	
at Roberts Wesleyan	02/01/2020	93-73	W	26-57	.456	8-25	.320	13-15	.867	3	27	30	33.1	19	10	17	8	4	73	72.4	
at Bridgeport	02/07/2020	74-83	L	32-68	.471	7-24	.292	12-16	.750	12	19	31	33.0	16	15	11	0	19	83	72.9	
at Queens (NY)	02/09/2020	84-74	W	26-67	.388	13-30	.433	9-11	.818	10	17	27	32.8	16	14	7	2	7	74	72.9	
St. Thomas Aquinas	02/14/2020	81-77	W	30-66	.455	8-21	.381	9-13	.692	11	19	30	32.7	19	16	13	0	7	77	73.1	
Mercy	02/16/2020	96-79	W	33-66	.500	9-28	.321	4-6	.667	8	23	31	32.6	14	21	12	3	5	79	73.3	
Dist. Columbia	02/21/2020	93-90	Wot	32-67	.478	13-31	.419	13-16	.813	14	25	39	32.9	28	14	19	1	9	90	73.9	
at Molloy	02/28/2020	92-78	W	29-78	.372	8-24	.333	12-17	.706	18	23	41	33.1	21	11	20	0	8	78	74.0	
at New York Tech	03/01/2020	82-85	Lot	33-66	.500	9-23	.391	10-16	.625	8	27	35	33.2	17	22	17	5	7	85	74.4	
Queens (NY)	03/04/2020	90-76	W	28-60	.467	9-24	.375	11-17	.647	7	23	30	33.1	14	11	10	3	3	76	74.5	
Total		2308		856-1950	.439	264-768	.344	332-459	.723	294	732	1026	33.1	567	405	463	81	231	2308	74.5	
Daemen		2561		916-1900	.482	301-776	.388	428-569	.752	318	839	1157	37.3	489	462	470	111	220	2561	82.6	

Opponents Averages

Games Played	Points/game	FG Pct	3FG Pct	FT Pct	Rebounds/game	Assists/game	Turnovers/game	Assist/Turnover ratio	Steals/game	Blocks/game
31	74.5	43.9	34.4	72.3	33.1	13.1	14.9	0.9	7.5	2.6



**2019-20 Daemen Men's Basketball
Individual Career Summaries
All games**

Page 1/10
as of Mar 05, 2020

ATKINS, Joey

				Field Goals		3-Point		F-Throws		Rebounds									Scoring	
SEASON	TEAM	GP-GS	MIN/AVG	FG-FGA	FG%	3FG-FGA	3FG%	FT-FTA	FT%	OFF	DEF	TOT	AVG	PF-FO	AST	TO	BLK	STL	PTS	AVG
2018-19	Jeff	15-0	71/4.7	8-21	.381	1-2	.500	5-10	.500	2	8	10	0.7	12-0	0	8	5	4	22	1.5
TOTAL FOR Daemen		0-0	0/0.0	0-0	.000	0-0	.000	0-0	.000	0	0	0	0.0	0-0	0	0	0	0	0	0.0
TOTAL		15-0	71/4.7	8-21	.381	1-2	.500	5-10	.500	2	8	10	0.7	12-0	0	8	5	4	22	1.5

Single Game Highs

Statistic	Value	
Points	10	vs Caldwell 01/21/19
Rebounds	3	at Concordia (NY) 02/16/19
Steals	2	vs Caldwell 01/21/19
Blocks	2	at Holy Family 03/02/19
FG Made	3	vs Caldwell 01/21/19
FG Attempts	7	vs Caldwell 01/21/19
3FG Made	1	at Nyack 01/26/19
3FG Attempts	1	at Nyack 01/26/19, vs Caldwell 01/21/19
FT Made	4	vs Caldwell 01/21/19
FT Attempts	5	vs Caldwell 01/21/19

BASDEN, Ziv

				Field Goals		3-Point		F-Throws		Rebounds									Scoring	
SEASON	TEAM	GP-GS	MIN/AVG	FG-FGA	FG%	3FG-FGA	3FG%	FT-FTA	FT%	OFF	DEF	TOT	AVG	PF-FO	AST	TO	BLK	STL	PTS	AVG
2018-19	Daemen	16-0	53/3.3	14-18	.778	0-1	.000	6-11	.545	10	14	24	1.5	7-0	1	5	0	2	34	2.1
2019-20	Daemen	13-0	24/1.8	7-11	.636	0-1	.000	0-0	.000	3	3	6	0.5	6-0	2	2	1	0	14	1.1
TOTAL		29-0	77/2.7	21-29	.724	0-2	.000	6-11	.545	13	17	30	1.0	13-0	3	7	1	2	48	1.7

Single Game Highs

Statistic	Value	
Points	13	at LIU Post 12/14/18
Rebounds	9	at LIU Post 12/14/18
Assists	1	at LIU Post 12/14/18, vs Roberts Wesleyan 12/07/19, at Mercy 12/13/19
Steals	1	vs LIU Post 02/15/19, at LIU Post 12/14/18
Blocks	1	vs Roberts Wesleyan 12/07/19
FG Made	5	at LIU Post 12/14/18
FG Attempts	7	at LIU Post 12/14/18
3FG Attempts	1	at LIU Post 12/14/18, at Mercy 12/13/19
FT Made	3	at LIU Post 12/14/18
FT Attempts	4	at LIU Post 12/14/18



**2019-20 Daemen Men's Basketball
Individual Career Summaries
All games**

Page 2/10
as of Mar 05, 2020

BOOK, Trevor

				Field Goals		3-Point		F-Throws		Rebounds									Scoring	
SEASON	TEAM	GP-GS	MIN/AVG	FG-FGA	FG%	3FG-FGA	3FG%	FT-FTA	FT%	OFF	DEF	TOT	AVG	PF-FO	AST	TO	BLK	STL	PTS	AVG
2018-19	Daemen	20-0	112/5.6	18-35	.514	6-14	.429	8-10	.800	7	14	21	1.1	8-0	8	1	1	5	50	2.5
TOTAL		20-0	112/5.6	18-35	.514	6-14	.429	8-10	.800	7	14	21	1.1	8-0	8	1	1	5	50	2.5

Single Game Highs

Statistic	Value	
Points	13	vs LIU Post 02/15/19
Rebounds	5	at New York Tech 12/16/18
Assists	4	at LIU Post 12/14/18
Steals	2	vs LIU Post 02/15/19
Blocks	1	at LIU Post 12/14/18
FG Made	5	vs LIU Post 02/15/19
FG Attempts	9	vs LIU Post 02/15/19
3FG Made	2	vs LIU Post 02/15/19, vs Dist. Columbia 01/27/19
3FG Attempts	4	vs LIU Post 02/15/19
FT Made	2	at Queens (NY) 02/10/19, vs Lake Erie 11/26/18, at New York Tech 12/16/18
FT Attempts	3	vs Lake Erie 11/26/18

BRADLEY, Ryan

				Field Goals		3-Point		F-Throws		Rebounds									Scoring	
SEASON	TEAM	GP-GS	MIN/AVG	FG-FGA	FG%	3FG-FGA	3FG%	FT-FTA	FT%	OFF	DEF	TOT	AVG	PF-FO	AST	TO	BLK	STL	PTS	AVG
2018-19	Daemen	1-0	2/2.0	0-0	.000	0-0	.000	0-0	.000	0	0	0	0.0	0-0	0	0	0	0	0	0.0
2019-20	Daemen	19-0	170/9.0	18-42	.429	1-11	.091	4-8	.500	11	25	36	1.9	31-0	10	17	7	8	41	2.2
TOTAL		20-0	172/8.6	18-42	.429	1-11	.091	4-8	.500	11	25	36	1.8	31-0	10	17	7	8	41	2.1

Single Game Highs

Statistic	Value	
Points	9	vs Le Moyne 11/19/19
Rebounds	5	vs Le Moyne 11/19/19, at USciences 11/30/19
Assists	2	at Molloy 02/28/20, vs Le Moyne 11/19/19, vs Roberts Wesleyan 12/07/19
Steals	1	8 times
Blocks	2	vs West Liberty 11/16/19
FG Made	3	vs Le Moyne 11/19/19, vs Wilmington (DE) 11/23/19, at Saint Rose 12/19/19
FG Attempts	6	vs Salem (WV) 12/04/19
3FG Made	1	at Mercy 12/13/19
3FG Attempts	2	4 times
FT Made	3	vs Le Moyne 11/19/19
FT Attempts	3	vs Le Moyne 11/19/19



2019-20 Daemen Men's Basketball
Individual Career Summaries
All games

Page 3/10
as of Mar 05, 2020

DUAH, Jeffrey

				Field Goals		3-Point		F-Throws		Rebounds									Scoring	
SEASON	TEAM	GP-GS	MIN/AVG	FG-FGA	FG%	3FG-FGA	3FG%	FT-FTA	FT%	OFF	DEF	TOT	AVG	PF-FO	AST	TO	BLK	STL	PTS	AVG
2017-18	Daemen	11-0	5/0.5	1-2	.500	0-0	.000	0-0	.000	1	0	1	0.1	2-0	0	0	0	0	2	0.2
2018-19	Daemen	9-0	23/2.5	0-7	.000	0-2	.000	1-3	.333	1	2	3	0.3	0-0	5	3	0	0	1	0.1
2019-20	Daemen	11-1	15/1.3	1-5	.200	0-0	.000	2-4	.500	0	3	3	0.3	0-0	2	1	0	0	4	0.4
TOTAL		31-1	42/1.4	2-14	.143	0-2	.000	3-7	.429	2	5	7	0.2	2-0	7	4	0	0	7	0.2

Single Game Highs

Statistic	Value	
Points	2	at Roberts Wesleyan 01/06/18, vs Dist. Columbia 02/21/20, vs New York Tech 01/26/20
Rebounds	1	7 times
Assists	2	vs Mercy 03/01/19, vs New York Tech 01/26/20
FG Made	1	at Roberts Wesleyan 01/06/18, vs New York Tech 01/26/20
FG Attempts	5	vs LIU Post 02/15/19
3FG Attempts	1	vs Caldwell 11/09/18, vs LIU Post 02/15/19
FT Made	2	vs Dist. Columbia 02/21/20
FT Attempts	2	vs Lake Erie 11/26/18, vs Dist. Columbia 02/21/20, at St. Anselm 01/01/20

HARRIS, Breon

				Field Goals		3-Point		F-Throws		Rebounds									Scoring	
SEASON	TEAM	GP-GS	MIN/AVG	FG-FGA	FG%	3FG-FGA	3FG%	FT-FTA	FT%	OFF	DEF	TOT	AVG	PF-FO	AST	TO	BLK	STL	PTS	AVG
2016-17	Daemen	10-0	46/4.6	3-7	.429	2-6	.333	2-3	.667	2	6	8	0.8	5-0	3	3	0	3	10	1.0
2017-18	Daemen	30-19	856/28.5	108-227	.476	27-85	.318	46-72	.639	20	104	124	4.1	57-2	94	89	14	70	289	9.6
2018-19	Daemen	30-29	833/27.8	118-299	.395	55-153	.359	62-82	.756	15	84	99	3.3	67-2	65	59	9	52	353	11.8
2019-20	Daemen	27-25	803/29.7	120-293	.410	48-127	.378	61-76	.803	21	90	111	4.1	70-1	73	78	3	58	349	12.9
TOTAL		97-73	2538/26.2	349-826	.423	132-371	.356	171-233	.734	58	284	342	3.5	199-5	235	229	26	183	1001	10.3

Single Game Highs

Statistic	Value	
Points	28	vs Bridgeport 01/28/18
Rebounds	11	vs Nyack 11/09/19
Assists	8	at Roberts Wesleyan 01/06/18
Steals	7	vs LIU Post 01/12/18
Blocks	2	5 times
FG Made	10	vs Bridgeport 01/28/18
FG Attempts	19	vs Molloy 02/16/18
3FG Made	6	at Mercy 01/18/19
3FG Attempts	10	at Mercy 01/18/19, at Bridgeport 03/09/19
FT Made	9	at Queens (NY) 02/10/19
FT Attempts	11	vs Bridgeport 01/28/18



**2019-20 Daemen Men's Basketball
Individual Career Summaries
All games**

Page 4/10
as of Mar 05, 2020

HARRIS, Kyle

				Field Goals		3-Point		F-Throws		Rebounds									Scoring	
SEASON	TEAM	GP-GS	MIN/AVG	FG-FGA	FG%	3FG-FGA	3FG%	FT-FTA	FT%	OFF	DEF	TOT	AVG	PF-FO	AST	TO	BLK	STL	PTS	AVG
2019-20	Daemen	31-9	557/18.0	47-111	.423	25-69	.362	15-18	.833	13	74	87	2.8	55-1	31	29	5	9	134	4.3
TOTAL		31-9	557/18.0	47-111	.423	25-69	.362	15-18	.833	13	74	87	2.8	55-1	31	29	5	9	134	4.3

Single Game Highs

Statistic	Value	
Points	14	vs Salem (WV) 12/04/19
Rebounds	8	vs New York Tech 01/26/20
Assists	5	at Saint Rose 12/19/19
Steals	2	at Molloy 02/28/20, at Roberts Wesleyan 02/01/20
Blocks	1	5 times
FG Made	5	vs Missouri Western 11/02/19, vs Mercyhurst 11/14/19, vs Salem (WV) 12/04/19
FG Attempts	9	vs Missouri Western 11/02/19
3FG Made	4	vs Salem (WV) 12/04/19
3FG Attempts	6	vs Salem (WV) 12/04/19
FT Made	2	7 times
FT Attempts	4	at St. Anselm 01/01/20

HINES, Da'shawn

				Field Goals		3-Point		F-Throws		Rebounds									Scoring	
SEASON	TEAM	GP-GS	MIN/AVG	FG-FGA	FG%	3FG-FGA	3FG%	FT-FTA	FT%	OFF	DEF	TOT	AVG	PF-FO	AST	TO	BLK	STL	PTS	AVG
2017-18	Daemen	11-0	6/0.5	2-4	.500	0-1	.000	1-1	1.000	0	1	1	0.1	1-0	1	1	0	1	5	0.5
2019-20	Daemen	12-0	17/1.4	2-2	1.000	1-1	1.000	0-0	.000	0	0	0	0.0	0-0	2	0	0	1	5	0.4
TOTAL		23-0	23/1.0	4-6	.667	1-2	.500	1-1	1.000	0	1	1	0.0	1-0	3	1	0	2	10	0.4

Single Game Highs

Statistic	Value	
Points	5	at Roberts Wesleyan 01/06/18
Rebounds	1	vs Dist. Columbia 01/10/18
Assists	2	at Mercy 12/13/19
Steals	1	at Roberts Wesleyan 01/06/18, at Mercy 12/13/19
FG Made	2	at Roberts Wesleyan 01/06/18
FG Attempts	3	at Roberts Wesleyan 01/06/18
3FG Made	1	vs Roberts Wesleyan 12/07/19
3FG Attempts	1	at New York Tech 02/25/18, vs Roberts Wesleyan 12/07/19
FT Made	1	at Roberts Wesleyan 01/06/18
FT Attempts	1	at Roberts Wesleyan 01/06/18



**2019-20 Daemen Men's Basketball
Individual Career Summaries
All games**

Page 5/10
as of Mar 05, 2020

HOLT, Tajmin

				Field Goals		3-Point		F-Throws		Rebounds									Scoring	
SEASON	TEAM	GP-GS	MIN/AVG	FG-FGA	FG%	3FG-FGA	3FG%	FT-FTA	FT%	OFF	DEF	TOT	AVG	PF-FO	AST	TO	BLK	STL	PTS	AVG
2017-18	Daemen	4-0	4/1.0	0-0	.000	0-0	.000	0-0	.000	0	0	0	0.0	0-0	0	0	0	0	0	0.0
2019-20	Daemen	31-0	306/9.9	35-93	.376	9-33	.273	6-11	.545	13	25	38	1.2	28-0	23	26	13	14	85	2.7
TOTAL		35-0	310/8.9	35-93	.376	9-33	.273	6-11	.545	13	25	38	1.1	28-0	23	26	13	14	85	2.4

Single Game Highs

Statistic	Value	
Points	10	at New York Tech 03/01/20
Rebounds	5	at Mercy 12/13/19
Assists	3	at New York Tech 03/01/20, vs Queens (NY) 01/10/20
Steals	3	vs Dist. Columbia 02/21/20, at Saint Rose 12/19/19
Blocks	2	4 times
FG Made	4	at New York Tech 03/01/20, vs Queens (NY) 01/10/20
FG Attempts	11	at New York Tech 03/01/20
3FG Made	1	9 times
3FG Attempts	5	at New York Tech 03/01/20
FT Made	2	at Molloy 02/28/20, at Saint Michael's 01/02/20
FT Attempts	2	at Molloy 02/28/20, at Queens (NY) 02/09/20, at Saint Michael's 01/02/20

LUKE, Chris

				Field Goals		3-Point		F-Throws		Rebounds									Scoring	
SEASON	TEAM	GP-GS	MIN/AVG	FG-FGA	FG%	3FG-FGA	3FG%	FT-FTA	FT%	OFF	DEF	TOT	AVG	PF-FO	AST	TO	BLK	STL	PTS	AVG
2019-20	Daemen	26-2	100/3.8	14-24	.583	0-0	.000	2-3	.667	14	18	32	1.2	25-0	2	6	1	1	30	1.2
TOTAL		26-2	100/3.8	14-24	.583	0-0	.000	2-3	.667	14	18	32	1.2	25-0	2	6	1	1	30	1.2

Single Game Highs

Statistic	Value	
Points	6	vs New York Tech 01/26/20
Rebounds	11	vs Queens (NY) 01/10/20
Assists	1	vs New York Tech 01/26/20, at Stonehill 01/04/20
Steals	1	at USciences 11/30/19
Blocks	1	at St. Anselm 01/01/20
FG Made	3	vs New York Tech 01/26/20
FG Attempts	5	vs New York Tech 01/26/20, vs Queens (NY) 01/10/20
FT Made	1	vs Mercy 02/16/20, vs Molloy 01/24/20
FT Attempts	2	vs Molloy 01/24/20



**2019-20 Daemen Men's Basketball
Individual Career Summaries
All games**

Page 6/10
as of Mar 05, 2020

REDBAND, Jeff

				Field Goals		3-Point		F-Throws		Rebounds										Scoring	
SEASON	TEAM	GP-GS	MIN/AVG	FG-FGA	FG%	3FG-FGA	3FG%	FT-FTA	FT%	OFF	DEF	TOT	AVG	PF-FO	AST	TO	BLK	STL	PTS	AVG	
2016-17	Daemen	28-27	745/26.6	101-222	.455	68-151	.450	17-22	.773	30	81	111	4.0	56-2	36	33	20	18	287	10.3	
2017-18	Daemen	30-29	959/32.0	118-274	.431	69-169	.408	32-35	.914	33	104	137	4.6	62-2	58	53	22	21	337	11.2	
2018-19	Daemen	30-29	920/30.7	127-277	.458	79-179	.441	56-66	.848	49	117	166	5.5	56-0	47	29	25	32	389	13.0	
2019-20	Daemen	31-31	1004/32.4	123-273	.451	98-218	.450	57-61	.934	21	94	115	3.7	50-0	42	46	33	31	401	12.9	
TOTAL		119-116	3628/30.5	469-1046	.448	314-717	.438	162-184	.880	133	396	529	4.4	224-4	183	161	100	102	1414	11.9	

Single Game Highs

Statistic	Value	
Points	26	vs Molloy 01/24/20
Rebounds	11	at Molloy 02/08/19
Assists	6	at Salem (WV) 01/03/18
Steals	4	vs Roberts Wesleyan 02/02/19, at Mercy 12/15/17
Blocks	3	6 times
FG Made	9	at USciences 11/30/19
FG Attempts	17	at LIU Post 02/23/18
3FG Made	7	4 times
3FG Attempts	13	at LIU Post 02/23/18
FT Made	9	vs Slippery Rock 11/24/18
FT Attempts	10	vs Slippery Rock 11/24/18

SALZBERG, Ryan

				Field Goals		3-Point		F-Throws		Rebounds										Scoring	
SEASON	TEAM	GP-GS	MIN/AVG	FG-FGA	FG%	3FG-FGA	3FG%	FT-FTA	FT%	OFF	DEF	TOT	AVG	PF-FO	AST	TO	BLK	STL	PTS	AVG	
2019-20	Daemen	22-0	98/4.4	10-17	.588	6-11	.545	2-3	.667	2	7	9	0.4	7-0	6	1	1	6	28	1.3	
TOTAL		22-0	98/4.4	10-17	.588	6-11	.545	2-3	.667	2	7	9	0.4	7-0	6	1	1	6	28	1.3	

Single Game Highs

Statistic	Value	
Points	11	at Mercy 12/13/19
Rebounds	2	vs Salem (WV) 12/04/19, at Mercy 12/13/19
Assists	3	at Saint Rose 12/19/19
Steals	2	vs Le Moyne 11/19/19, vs New York Tech 01/26/20
Blocks	1	at St. Anselm 01/01/20
FG Made	4	at Mercy 12/13/19
FG Attempts	4	at Mercy 12/13/19
3FG Made	3	at Mercy 12/13/19
3FG Attempts	3	at Mercy 12/13/19
FT Made	1	at Roberts Wesleyan 02/01/20, at Saint Rose 12/19/19
FT Attempts	2	at Roberts Wesleyan 02/01/20



**2019-20 Daemen Men's Basketball
Individual Career Summaries
All games**

Page 7/10
as of Mar 05, 2020

SARKIS, Jay

SEASON	TEAM	GP-GS	MIN/AVG	Field Goals		3-Point		F-Throws		Rebounds									Scoring	
				FG-FGA	FG%	3FG-FGA	3FG%	FT-FTA	FT%	OFF	DEF	TOT	AVG	PF-FO	AST	TO	BLK	STL	PTS	AVG
2015-16	Daemen	29-26	732/25.2	79-169	.467	41-89	.461	48-56	.857	11	61	72	2.5	44-2	68	47	0	21	247	8.5
2017-18	Daemen	30-30	1057/35.2	117-263	.445	68-160	.425	70-83	.843	7	79	86	2.9	51-1	106	83	0	20	372	12.4
2018-19	Daemen	23-20	690/30.0	58-149	.389	38-91	.418	34-42	.810	8	59	67	2.9	33-0	71	44	1	12	188	8.2
2019-20	Daemen	29-29	959/33.1	87-216	.403	50-134	.373	26-42	.619	6	65	71	2.4	25-0	90	67	1	26	250	8.6
TOTAL		111-105	3438/31.0	341-797	.428	197-474	.416	178-223	.798	32	264	296	2.7	153-3	335	241	2	79	1057	9.5

Single Game Highs

Statistic	Value	
Points	24	at Dist. Columbia 02/04/18, at New York Tech 02/25/18
Rebounds	7	vs Bridgeport 03/03/19
Assists	11	at Queens (NY) 01/21/18
Steals	4	vs Queens (NY) 01/24/16
Blocks	1	vs Dist. Columbia 01/27/19, vs Molloy 01/24/20
FG Made	8	at Saint Rose 12/31/17, at New York Tech 02/25/18, vs Mercy 02/16/20
FG Attempts	16	vs Molloy 02/16/18
3FG Made	6	at New York Tech 02/25/18, vs Mercy 02/16/20
3FG Attempts	10	vs Mercy 02/16/20
FT Made	11	at Dist. Columbia 02/04/18
FT Attempts	11	at Dist. Columbia 02/04/18, vs Bridgeport 02/07/16



**2019-20 Daemen Men's Basketball
Individual Career Summaries
All games**

Page 8/10
as of Mar 05, 2020

SISCHO, Andrew

SEASON	TEAM	GP-GS	MIN/AVG	Field Goals		3-Point		F-Throws		Rebounds									Scoring	
				FG-FGA	FG%	3FG-FGA	3FG%	FT-FTA	FT%	OFF	DEF	TOT	AVG	PF-FO	AST	TO	BLK	STL	PTS	AVG
2017-18	Daemen	30-18	706/23.5	195-345	.565	3-17	.176	69-106	.651	89	172	261	8.7	71-0	28	65	25	11	462	15.4
2018-19	Daemen	28-26	832/29.7	229-391	.586	4-8	.500	123-169	.728	106	176	282	10.1	72-0	30	58	28	24	585	20.9
2019-20	Daemen	30-28	1021/34.0	289-450	.642	13-28	.464	159-215	.740	128	217	345	11.5	96-1	47	97	35	27	750	25.0
TOTAL		88-72	2559/29.1	713-1186	.601	20-53	.377	351-490	.716	323	565	888	10.1	239-1	105	220	88	62	1797	20.4

Single Game Highs

Statistic	Value	
Points	47	vs Queens (NY) 03/04/20
Rebounds	23	vs Molloy 02/16/18
Assists	5	vs Northwest Mo. St. 11/01/19
Steals	4	at USciences 11/30/19, at Saint Rose 12/19/19
Blocks	5	vs Felician 11/08/19
FG Made	19	vs Queens (NY) 03/04/20
FG Attempts	29	vs Queens (NY) 03/04/20
3FG Made	2	vs Queens (NY) 03/04/20
3FG Attempts	3	at St. Thomas Aquinas 12/15/19, vs Queens (NY) 03/04/20
FT Made	12	vs Molloy 02/16/18
FT Attempts	15	vs Molloy 02/16/18

SLACK, Keith

SEASON	TEAM	GP-GS	MIN/AVG	Field Goals		3-Point		F-Throws		Rebounds									Scoring	
				FG-FGA	FG%	3FG-FGA	3FG%	FT-FTA	FT%	OFF	DEF	TOT	AVG	PF-FO	AST	TO	BLK	STL	PTS	AVG
2019-20	Daemen	12-1	174/14.5	25-56	.446	17-41	.415	8-8	1.000	2	17	19	1.6	9-0	14	10	0	4	75	6.3
TOTAL		12-1	174/14.5	25-56	.446	17-41	.415	8-8	1.000	2	17	19	1.6	9-0	14	10	0	4	75	6.3

Single Game Highs

Statistic	Value	
Points	15	at Mercy 12/13/19
Rebounds	4	vs Salem (WV) 12/04/19
Assists	3	vs West Liberty 11/16/19, vs Salem (WV) 12/04/19
Steals	1	4 times
FG Made	5	at Mercy 12/13/19
FG Attempts	9	vs Missouri Western 11/02/19
3FG Made	5	at Mercy 12/13/19
3FG Attempts	7	vs Missouri Western 11/02/19
FT Made	6	vs Roberts Wesleyan 12/07/19
FT Attempts	6	vs Roberts Wesleyan 12/07/19



**2019-20 Daemen Men's Basketball
Individual Career Summaries
All games**

Page 9/10
as of Mar 05, 2020

WALLACE, Joey

SEASON	TEAM	GP-GS	MIN/AVG	Field Goals		3-Point		F-Throws		Rebounds									Scoring	
				FG-FGA	FG%	3FG-FGA	3FG%	FT-FTA	FT%	OFF	DEF	TOT	AVG	PF-FO	AST	TO	BLK	STL	PTS	AVG
2015-16	SCSU	30-23	802/26.7	84-195	.431	29-81	.358	34-60	.567	47	78	125	4.2	71-1	98	55	3	27	231	7.7
2016-17	SCSU	28-24	942/33.6	102-243	.420	26-78	.333	68-89	.764	37	123	160	5.7	69-1	129	93	13	41	298	10.6
2017-18	SCSU	3-3	103/34.3	13-34	.382	3-9	.333	3-8	.375	9	12	21	7.0	7-0	8	13	1	7	32	10.7
2018-19	SCSU	24-12	712/29.7	77-167	.461	20-60	.333	21-34	.618	44	85	129	5.4	61-0	42	33	8	22	195	8.1
2019-20	Daemen	30-29	917/30.6	126-285	.442	28-90	.311	86-120	.717	48	145	193	6.4	77-1	114	78	9	34	366	12.2
TOTAL FOR Daemen		30-29	917/30.6	126-285	.442	28-90	.311	86-120	.717	48	145	193	6.4	77-1	114	78	9	34	366	12.2
TOTAL		115-91	3476/30.2	402-924	.435	106-318	.333	212-311	.682	185	443	628	5.5	285-3	391	272	34	131	1122	9.8

Single Game Highs

Statistic	Value	
Points	23	at New York Tech 03/01/20, vs Queens (NY) 01/10/20
Rebounds	14	vs Mercy 02/16/20
Assists	10	vs Merrimack 01/10/17
Steals	4	vs St. Anselm 01/14/17, at Saint Michael's 12/10/15, vs New York Tech 01/26/20
Blocks	4	at LIU Post 01/02/19
FG Made	10	at New York Tech 03/01/20
FG Attempts	18	at New York Tech 03/01/20
3FG Made	5	at Saint Michael's 12/10/15
3FG Attempts	11	at Saint Michael's 12/10/15
FT Made	10	vs Wilmington (DE) 11/23/19
FT Attempts	12	at Molloy 02/28/20



**2019-20 Daemen Men's Basketball
Individual Career Summaries
All games**

Page 10/10
as of Mar 05, 2020

WILLIAMS, Donte'

				Field Goals		3-Point		F-Throws		Rebounds										Scoring	
SEASON	TEAM	GP-GS	MIN/AVG	FG-FGA	FG%	3FG-FGA	3FG%	FT-FTA	FT%	OFF	DEF	TOT	AVG	PF-FO	AST	TO	BLK	STL	PTS	AVG	
2018-19	CUP	21-17	657/31.3	82-185	.443	27-95	.284	34-53	.642	34	76	110	5.2	47-0	15	37	21	21	225	10.7	
2019-20	Daemen	13-0	86/6.6	12-22	.545	5-12	.417	0-0	.000	3	9	12	0.9	10-0	4	6	2	1	29	2.2	
TOTAL FOR Daemen		13-0	86/6.6	12-22	.545	5-12	.417	0-0	.000	3	9	12	0.9	10-0	4	6	2	1	29	2.2	
TOTAL		34-17	743/21.9	94-207	.454	32-107	.299	34-53	.642	37	85	122	3.6	57-0	19	43	23	22	254	7.5	

Single Game Highs

Statistic	Value	
Points	19	vs Bloomsburg 12/18/18, vs Slippery Rock 01/09/19
Rebounds	12	at Slippery Rock 02/02/19
Assists	4	at Gannon 01/05/19
Steals	4	at Slippery Rock 02/02/19
Blocks	2	6 times
FG Made	7	vs Gannon 02/13/19
FG Attempts	16	at Indiana (PA) 01/23/19
3FG Made	3	at Millersville 12/01/18, vs East Stroudsburg 12/19/18
3FG Attempts	9	vs Gannon 02/13/19
FT Made	7	vs Slippery Rock 01/09/19
FT Attempts	10	vs Slippery Rock 01/09/19