



# DAEMEN MEN'S BASKETBALL 2019-20 GAME NOTES



**TWO-TIME EAST COAST CONFERENCE REGULAR SEASON CHAMPIONS // 2014 • 2019**

## SCHEDULE & RESULTS

(H: 14-1, A: 7-4, N: 1-1)

### OCTOBER

24	@ Buffalo #	L, 111-73
26	@ Syracuse #	L, 90-71
29	Mohawk #	W, 116-54

### NOVEMBER (8-1)

1	#1 NW Mo. St. %	L, 85-65
2	Mo. Western St. %	W, 68-64
8	Felician \$	W, 95-80
9	Nyack \$	W, 80-74
14	Mercyhurst	W, 67-65
16	#4 West Liberty	W, 98-83
19	Le Moyne	W, 89-79
23	Wilmington !	W, 83-81
30	@ U. Sciences	W, 83-57

### DECEMBER (4-1)

4	Salem	W, 89-59
7	Roberts Wesleyan *	W, 96-70
13	@ Mercy *	W, 103-59
15	@ #24 St. Thomas Aq. *	L, 87-80
19	@ St. Rose	W, 96-88

### JANUARY (5-3)

1	@ St. Anselm	L, 87-59
2	@ St. Michael's	W, 72-68
4	@ Stonehill	L, 82-76
10	Queens *	W, 65-57
12	Bridgeport *	L, 67-64
19	@ Dist. Columbia *	W, 65-61
24	Molloy *	W, 91-83
26	New York Tech *	W, 92-57

### FEBRUARY (5-1)

1	@ Roberts Wesleyan *	W, 93-73
7	@ #11 Bridgeport *	L, 83-74
9	@ Queens *	W, 84-74
14	#12 St. Thomas Aq. *	W, 81-77
16	Mercy *	W, 96-79
21	Dist. Columbia *	W, 93-90
28	@ Molloy *	7 PM

### MARCH (0-0)

1	@ New York Tech *	3:30 PM
---	-------------------	---------

# denotes exhibition

% denotes SCB Hall of Fame Classic

\$ denotes ECC-CACC Challenge

! denotes game played at KeyBank Center

\* denotes East Coast Conference

## ATHLETIC COMMUNICATIONS

Mike Miranto

Sr. Associate A.D., Operations & Communications

Email: mmiranto@daemen.edu

Office: 716-839-8385

Cell: 716-471-7626

Twitter: @coachmiranto

Website: daemenwildcats.com

## DAEMEN WILDCATS (22-6, 11-3 ECC)

Head Coach: Mike MacDonald // Record at Daemen: 127-49 (6th season) // Record Overall: 384-275 (23rd season)

### MOLLOY LIONS (11-14, 7-7 ECC)

Head Coach: Charles Marquardt  
Record at Molloy: 296-429 (26th season)  
Record Overall: Same

### NY TECH BEARS (6-20, 5-9 ECC)

Head Coach: Evan Conti  
Record at NY Tech: 7-21 (2nd season)  
Record Overall: Same

## GAMEDAY INFO

Date \_\_\_\_\_ February 28, 2020  
Time \_\_\_\_\_ 7 PM  
Venue \_\_\_\_\_ Quely Gymnasium  
Location \_\_\_\_\_ Rockville Center, N.Y.  
Live Stats \_\_\_\_\_ molloylions.com  
Live Stream \_\_\_\_\_ ECC Network

## GAMEDAY INFO

Date \_\_\_\_\_ March 1, 2020  
Time \_\_\_\_\_ 3:30 PM  
Venue \_\_\_\_\_ Recreation Hall  
Location \_\_\_\_\_ Old Westbury, N.Y.  
Live Stats \_\_\_\_\_ nyitbears.com  
Live Stream \_\_\_\_\_ ECC Network

## FASTBREAK POINTS: 10 THINGS TO KNOW

1. Daemen closes the regular season with a pair of East Coast Conference road games this weekend at Molloy and New York Tech. The Wildcats have won eight of their last nine games and are coming off a 93-90 overtime win against District of Columbia.

2. Daemen has already clinched a berth to the upcoming ECC tournament. The Wildcats can finish no worse than third in the conference standings, a position that would give them a first round home game on March 4. They can earn the tournament's number two seed (and a bye into the semifinal round) with two wins this weekend plus a loss by St. Thomas Aquinas in their regular season finale vs. District of Columbia. Daemen will be making its fifth-straight ECC tournament appearance. The ECC tournament will feature the top six teams in the final standings.

3. Molloy is riding high after recent wins over ECC-leading and nationally-ranked Bridgeport (95-88 on Feb. 22) and New Haven (74-67 on Feb. 25). They've won three-straight games overall and are locked in to the ECC tournament's number four seed. They will host the still-to-be-determined number five seed in a first round home game on March 4.

4. New York Tech heads into the final weekend of the regular season with a chance to earn their first ECC tournament berth since 2015. The Bears are battling with Queens and District of Columbia for the final two tournament bids. Five of Tech's six wins this season have come in the last seven weeks.

5. Daemen will be going for the season sweep of both opponents this weekend. Daemen knocked off Molloy 91-83 last month as **Jeff Redband** (career-high 26 points), **Andrew Sischo** (22 points) and **Jay Sarkis** (20 points) all reached the 20-point mark. Two days later, Daemen blasted New York Tech 92-57 – the widest margin of victory in the all-time series – for their ninth-straight win against the Bears.

6. Daemen's **Andrew Sischo** is closing in on several single-season records. With 250 field goals this season, Sischo stands just seven shy of Daemen's program record (257) set by Chris Lewis in 1989-90. He's also just two field goals shy of the ECC's single season record (252) set by New York Tech's Jeffrey Hayden in 2017-18. Sischo is 47 points away from becoming just the second Daemen player to score 700 in a season, and 15 points shy of moving into the top 10 in ECC history for a single season.

7. Friday's game will feature two of the top three-point marksmen in the ECC – Daemen's **Jeff Redband** and Molloy's **Nick Corbett**. Redband leads the ECC in made three-pointers with 94 – the 10th highest single season total in ECC history – and three-point shooting percentage (.461). Corbett has made 291 three-pointers in his career (5th in ECC history) and ranks second this season with 81. Redband is Daemen's all-time leader with 310 three-point field goals, a total that ranks third in ECC history.

8. **Joey Wallace** has posted three-straight double-doubles for Daemen. He leads the Wildcats with 97 assists and is the only player in the ECC to be averaging at least 3.5 assists and 6.0 rebounds per game. Daemen is 15-2 this season when he records at least three assists.

9. Daemen is ranked seventh in the official East Region poll from the NCAA Regional Advisory Committee. The NCAA releases 10-team regional polls for all eight regions in the three weeks leading up to the NCAA Championships Selection Show which is slated for Sunday, March 8.

10. Daemen is in the midst of its seventh 20-win campaign in the last nine seasons. The Wildcats have won at least 19 games in every season since 2011-12.

## PROBABLE LINEUP

STARTING FIVE	HT	YR	HOMETOWN	GP/GS	PPG	RPG	APG	MPG
G 5 Jay Sarkis	6-1	R-Sr.	Rochester, N.Y.	26/26	8.9	2.3	3.2	32.8
G 2 Breon Harris	5-9	Sr.	Niagara Falls, N.Y.	24/22	12.8	4.1	2.6	29.2
F 23 Joey Wallace	6-4	R-Sr.	Rochester, N.Y.	27/26	11.6	6.3	3.6	30.2
F 44 Jeff Redband	6-7	R-Sr.	Batavia, N.Y.	28/28	13.7	3.9	1.3	32.3
C 22 Andrew Sischo	6-9	R-Jr.	Guiderland, N.Y.	27/25	24.2	11.2	1.5	33.8

### OFF THE BENCH (NEXT FIVE)

G 12 Kyle Harris	6-3	Jr.	Buffalo, N.Y.	28/9	4.5	2.9	1.1	18.8
F 25 Ryan Bradley	6-7	R-Fr.	Niagara Falls, N.Y.	16/0	2.6	2.2	0.4	9.8
G 3 Tajmin Holt	6-3	R-So.	Rochester, N.Y.	28/0	2.4	1.3	0.7	9.5
G 20 Ryan Salzberg	6-3	Fr.	Manlius, N.Y.	19/0	1.3	0.5	0.3	4.8
C 34 Chris Luke	7-0	Jr.	Cortland, N.Y.	23/2	1.1	1.2	0.1	3.9


## NUMERICAL ROSTER

No.	Name	Yr.	Pos.	Ht.	Wt.	Hometown / High School / Previous School
2	Breon Harris	Sr.	G	5-9	170	Niagara Falls, N.Y. / Niagara Falls
3	Tajmin Holt	R-So.	G	6-3	200	Rochester, N.Y. / Rochester Early College
4	Jeffrey Duah	Sr.	G	5-7	185	Bronx, N.Y. / South Bronx
5	Jay Sarkis	R-Sr.	G	6-1	175	Rochester, N.Y. / Greece Athena
10	Donte' Williams	R-Sr.	G/F	6-4	180	Buffalo, N.Y. / Bishop Timon-St. Jude / California (Pa.)
11	Trevor Book	So.	G	6-4	175	North Tonawanda, N.Y. / North Tonawanda
12	Kyle Harris	Jr.	G	6-3	180	Buffalo, N.Y. / Park School / Erie Community College
14	Da'Shawn Hines	R-So.	G	5-10	170	Amherst, N.Y. / Amherst
15	Keith Slack	Fr.	G	5-8	155	Rochester, N.Y. / Gates Chili
20	Ryan Salzberg	Fr.	G	6-4	180	Manlius, N.Y. / Bridgton Academy
21	Josiah Chandler	Fr.	G	6-0	180	New York City, N.Y. / LaSalle Academy
22	Andrew Sischo	R-Jr.	C	6-9	240	Guilderland, N.Y. / Guilderland
23	Joey Wallace	R-Sr.	G	6-4	205	Rochester, N.Y. / Immaculate / Southern Connecticut State
24	Ziv Basden	R-So.	F	6-5	195	Nassau, Bahamas / Redemption Christian
25	Ryan Bradley	R-Fr.	F	6-7	190	Niagara Falls, N.Y. / Canisius
30	Patrick Higgins	Fr.	G	5-10	180	Pennington, N.Y. / The Pennington School
33	Joey Atkins	So.	G/F	6-4	175	Watervliet, N.Y. / Watervliet / Jefferson
34	Chris Luke	Jr.	C	7-0	250	Cortland, N.Y. / Cortland / Niagara County Community College
44	Jeff Redband	R-Sr.	F	6-7	180	Batavia, N.Y. / Batavia
51	Justin Pouppey	Fr.	G	5-10	160	Buffalo, N.Y. / St. Francis


## RADIO/TV ROSTER



**#2**  
**Breon Harris**  
G • Sr. • 5-9  
Niagara Falls, N.Y.  
Niagara Falls



**#3**  
**Tajmin Holt**  
G • R-So. • 6-3  
Rochester, N.Y.  
Rochester Early College



**#4**  
**Jeffrey Duah**  
G • Jr. • 5-7  
Bronx, N.Y.  
South Bronx



**#5**  
**Jay Sarkis**  
G • R-Sr. • 6-1  
Rochester, N.Y.  
Greece Athena




**#10**  
**Donte' Williams**  
G/F • R-Sr. • 6-4  
Buffalo, N.Y.  
Bishop Timon/St. Jude



**#11**  
**Trevor Book**  
G • So. • 6-4  
N. Tonawanda, N.Y.  
N. Tonawanda



**#12**  
**Kyle Harris**  
G • Jr. • 6-e  
Buffalo, N.Y.  
Park School



**#14**  
**DaShawn Hines**  
G • R-So. • 5-10  
Amherst, N.Y.  
Amherst



**#15**  
**Keith Slack**  
G • Fr. • 5-8  
Rochester, N.Y.  
Gates Chili



**#20**  
**Ryan Salzberg**  
G • Fr. • 6-4  
Manlius, N.Y.  
Bridgton Academy



**#21**  
**Josiah Chandler**  
G • Fr. • 6-0  
New York City, N.Y.  
LaSalle Academy



**#22**  
**Andrew Sischo**  
C • R-Jr. • 6-9  
Guilderland, N.Y.  
Guilderland



**#23**  
**Joey Wallace**  
G • R-Sr. • 6-4  
Rochester, N.Y.  
Immaculate



**#24**  
**Ziv Basden**  
F • R-So. • 6-5  
Nassau, Bahamas  
Redemption Christian



**#25**  
**Ryan Bradley**  
F • R-Fr. • 6-7  
Niagara Falls, N.Y.  
Canisius



**#30**  
**Patrick Higgins**  
G • Fr. • 5-10  
Pennington, N.Y.  
The Pennington School




**#33**  
**Joey Atkins**  
G/F • So. • 6-4  
Watervliet, N.Y.  
Watervliet



**#34**  
**Chris Luke**  
C • Jr. • 7-0  
Cortland, N.Y.  
Cortland



**#44**  
**Jeff Redband**  
F • R-Sr. • 6-7  
Batavia, N.Y.  
Batavia



**#51**  
**Justin Pouppey**  
G • Fr. • 5-10  
Buffalo, N.Y.  
St. Francis

## MOLLOY SCOUTING REPORT

- Molloy is led by veteran head coach Charles Marquardt – the longest tenured coach in the East Coast Conference – who is in the midst of his 26th season at the helm. Marquardt has led the Lions to 296 wins in his tenure.
- The 2018-19 season was a magical one for Marquardt and the Lions as they captured their first ECC Tournament championship and advanced to the NCAA Tournament for the first time. Molloy finished 21-10 overall, marking the program's first-ever 20-win season.
- Molloy, which returns 11 players and three starters from last season's team, was picked fourth in the ECC preseason coaches' poll.
- Molloy has played a formidable schedule this season with their 25 opponents combining to go 321-301 (.516).
- The Lions have won three-straight games, including a 95-88 defeat of nationally-ranked Bridgeport last Saturday. That result snapped UB's 17-game winning streak.
- Senior guard Nick Corbett headlines the Molloy roster. He is one of only two players in the ECC to be averaging at least 20 points per game this season, ranking second (22.9 ppg). Corbett can score in a variety of ways, including from behind the three-point line where he's shooting 41%. Corbett's 81 three-point field goals ranks second in the ECC. Corbett has reached 30 points in four games this season.
- Additional production is coming from senior forward Josh Dennis (12.0 ppg, 5.2 rpg), junior guard Steven Torre (10.5 ppg, 49 three-pointers) and sophomore forward Pano Pavlidis (7.2 ppg, 7.2 rpg). Dennis scored a career-high 24 points in the win over Bridgeport.
- Molloy leads the ECC and ranks fourth nationally in rebounds per game (42.8). They hold a +5.2 rebounds per game margin, ranking first in the ECC and 39th nationally.
- Molloy has averaged 15.4 wins over the last seven seasons, winning at least 16 games five times in that stretch.

## SERIES HISTORY VS. MOLLOY

All-Time Series .....	Daemen 9-5
At Daemen .....	Daemen 5-2
At Molloy .....	Daemen 4-3
At Neutral Site .....	N/A

Current Streak .....	Daemen won 2
Last 5 Games .....	Daemen 4-1

<b>Daemen</b>	
Most Points .....	111, 02/07/14
Largest Victory .....	39, 02/07/14

<b>Molloy</b>	
Most Points .....	98, 02/16/18
Largest Victory .....	9, 12/20/13

## LAST 10 GAMES VS. MOLLOY

Date	Site	Result
01/24/20	H	W, 91-83
02/08/19	A	W, 89-75
01/11/19	H	L, 71-72
02/16/18	H	W, 102-98 (OT)
01/19/18	A	W, 82-74
02/18/17	H	L, 71-73
01/14/17	A	L, 75-78
02/26/16	A	W, 76-74
01/22/16	H	W, 81-64
01/30/15	A	W, 82-76 (OT)

## CURRENT ROSTER VS. MOLLOY

Player	GP	PPG	RPG	Series High Pts
B. Harris	5	10.0	6.0	21 vs. Molloy (02/16/18)
Holt	1	0.0	1.0	-
Duah	0	-	-	-
Sarkis	7	13.0	2.7	20 vs. Molloy (01/24/20)
K. Harris	1	2.0	3.0	2 vs. Molloy (01/24/20)
Hines	0	-	-	-
Slack	0	-	-	-
Salzberg	1	0.0	0.0	-
Sischo	5	28.4	13.8	36 @ Molloy (02/08/19)
Wallace	1	16.0	4.0	16 vs. Molloy (01/24/20)
Basden	1	0.0	0.0	-
Bradley	0	-	-	-
Luke	1	1.0	1.0	1 vs. Molloy (01/24/20)
Redband	7	13.0	6.4	26 vs. Molloy (01/24/20)

## QUICK FACTS

Name of School.....	Daemen College
City / Zip.....	Amherst, N.Y. / 14226
Founded.....	1947 (as Rosary Hill College)
Enrollment.....	2,636
School Colors.....	Medium Blue, Gray & White
Nickname.....	Wildcats
Arena.....	Lumsden Gymnasium
Capacity.....	1,000
Affiliation.....	NCAA Division II
Conference.....	East Coast Conference (ECC)
President.....	Dr. Gary A. Olson
Athletic Director.....	Traci Murphy
Athletic Department Phone.....	(716) 839-8346
Athletics Website.....	daemenwildcats.com

## COACHING STAFF

Head Coach.....	Mike MacDonald
Alma Mater, Yr.....	St. Bonaventure, '88
Record at Daemen (years).....	126-49 (6)
Career Record (years).....	383-275 (23)
Office Phone.....	(716) 839-8380
Assistant Coach.....	Ryan Grandits
Assistant Coach.....	Matt Dyrek
Assistant Coach.....	Jordan Glover
Athletic Trainer (Asst. A.D. for Sports Med./Perf.).....	Jeff Sage
Strength & Conditioning Coach.....	Katie Eschner

## TEAM INFORMATION

2019-20 Record.....	22-6
ECC Record / Place in Standings.....	11-3 / 3rd
Starters Returning / Lost.....	4 / 1
Letterwinners Returning / Lost.....	10 / 5
Newcomers (Freshmen / Transfers).....	10 (5 / 5)

## TEAM HISTORY

First year of modern era.....	1986-87
Overall Record.....	576-441
NAIA membership.....	1986-87 to 2011-12
American Midwest Conference.....	2001-02 to 2011-12
NAIA Tournament Appearances.....	4
NAIA Era Record / Seasons.....	401-379 / 26
USCAA membership.....	2012-13 to 2014-15
USCAA Tournament Appearances.....	3
USCAA Championships / Year.....	1 / 2015
USCAA Era Record / Seasons.....	69-23 / 3
NCAA Division II transition period.....	2012-13 to 2014-15
NCAA Division II membership.....	2015-16 to Present
East Coast Conference.....	2013-14 to Present
East Coast Conference Record / Seasons.....	98-30 / 7
NCAA Tournament Appearances / Years.....	1 / 2019
NCAA Era Record / Seasons.....	106-39 / 5

## 2019-20 AWARDS

Andrew Sischo.....	ECC Preseason Player of the Year
.....	2x USBWA Men's Division II National Player of the Week
.....	5x ECC Player of the Week
.....	2x ECC Defensive Player of the Week
.....	SCB National Hall of Fame Classic All-Tournament Team
.....	ECC-CACC Challenge MVP
.....	Bevo Francis Award Top 100 Watch List
.....	Bevo Francis Award Top 50 Watch List
.....	CoSIDA Academic All-District
Jeff Redband.....	ECC Player of the Week
.....	ECC Defensive Player of the Week
Joey Wallace.....	2x ECC Defensive Player of the Week
Ryan Bradley.....	ECC Rookie of the Week
Jay Sarkis.....	ECC-CACC Challenge All-Tournament Team
Breon Harris.....	ECC-CACC Challenge All-Tournament Team



## DAEMEN ALL-TIME VS. EAST REGION TEAMS

	OVERALL W-L	CURRENT STREAK
<b>EAST COAST CONFERENCE</b>		
Bridgeport	7-8	Lost 3
District of Columbia	13-2	Won 8
Mercy	15-0	Won 15
Molloy	9-5	Won 2
New York Tech	10-3	Won 9
Queens	13-2	Won 8
Roberts Wesleyan	41-12	Won 19
St. Thomas Aquinas	6-15	Won 1
<b>NORTHEAST-10 CONFERENCE</b>		
Adelphi	0-0	-
American Int'l	0-0	-
Assumption	0-1	Lost 1
Bentley	0-0	-
Franklin Pierce	0-0	-
Le Moyne	3-1	Won 3
New Haven	0-1	Lost 1
Pace	1-0	Won 1
St. Anselm	1-1	Lost 1
St. Michael's	3-1	Won 2
St. Rose	3-1	Won 3
So. Connecticut St.	0-0	-
So. New Hampshire	0-0	-
Stonehill	0-1	Lost 1
<b>CENTRAL ATLANTIC COLLEGIATE CONFERENCE</b>		
Bloomfield	0-0	-
Caldwell	4-0	Won 4
Chestnut Hill	0-0	-
Concordia	1-0	Won 1
Dominican	3-1	Won 3
Felician	3-0	Won 3
Georgian Court	0-0	-
Goldey-Beacom	2-0	Won 2
Holy Family	2-3	Lost 2
Jefferson	0-0	-
Nyack	5-1	Won 5
Post	1-0	Won 1
U. Sciences	2-0	Won 2
Wilmington	4-1	Won 3

## NEW YORK TECH SCOUTING REPORT

- New York Tech is led by head coach Evan Conti. A former standout guard at Division I Quinnipiac, Conti was named the team's interim head coach near the conclusion of the 2018-19 season, and had the interim tag removed last spring following a national coaching search. Conti will be tasked with building a New York Tech program that averaged just 4.8 wins over the previous four seasons.
- The Bears return nine players and three starters from their 2018-19 team that finished 3-24 overall and 3-15 in conference play.
- The Bears were picked seventh in the ECC preseason coaches' poll and enter the final weekend of the regular season in contention for a conference tournament berth. If they are able to clinch, it would be the Bears' first postseason berth since the 2014-15 season.
- The Bears have made some nice strides of late, posting five wins since Jan. 8. Their six wins overall are their most in a season since going 8-18 in 2016-17. They head into the weekend – which includes a Friday night game vs. Roberts Wesleyan – looking to snap a two-game slide following losses to ECC frontrunners Bridgeport (107-87) and St. Thomas Aquinas (105-92).
- Senior forward Jeffrey Hayden is producing a team-high 16.7 points per game. Hayden, who led the ECC in scoring (23.2 ppg) in 2017-18, was limited to just two games last season due to injury. Hayden has reached double figures in eight of the last nine games, including a season-high 30 points vs. Bridgeport.
- Additional production is coming from Marcus Saint-Furcy (9.6 ppg, 3.0 apg), Brandon Redendo (8.9 ppg, 42 three-pointers) and Laurynas Stonkus (8.3 ppg).
- Jordan Fuchs, a 6-foot-6 forward who previously played both football and basketball at Division I Indiana, has joined the Bears roster since Jan. 1. He's averaging 6.4 points and has produced double-figure scoring in three games.

## SERIES HISTORY VS. NEW YORK TECH

All-Time Series	Daemen 10-3
At Daemen	Daemen 6-1
At NY Tech	Daemen 4-2
At Neutral Site	N/A

Current Streak	Daemen won 9
Last 5 Games	Daemen 5-0

<u>Daemen</u>	
Most Points	98, 12/16/18
Largest Victory	35, 01/26/20

<u>NY Tech</u>	
Most Points	85, 01/24/15
Largest Victory	11, 02/28/15

## LAST 10 GAMES VS. NEW YORK TECH

Date	Site	Result
01/26/20	H	W, 92-57
02/17/19	H	W, 87-72
12/26/18	A	W, 98-72
02/25/18	A	W, 92-68
01/14/18	H	W, 93-82
02/08/17	A	W, 80-72
12/14/16	H	W, 88-74
02/21/16	H	W, 93-68
01/17/16	A	W, 83-67
02/28/15	A	L, 78-67

## CURRENT ROSTER VS. NEW YORK TECH

Player	GP	PPG	RPG	Series High Pts
B. Harris	5	13.8	4.0	23 vs. NY Tech (01/14/18)
Holt	1	3.0	4.0	3 vs. NY Tech (01/26/20)
Duah	5	0.4	0.4	2 vs. NY Tech (01/26/20)
Sarkis	6	15.3	2.2	24 @ NY Tech (02/25/18)
K. Harris	1	0.0	8.0	-
Hines	3	0.0	0.0	-
Slack	0	-	-	-
Salzberg	1	0.0	0.0	-
Sischo	5	15.6	8.8	27 vs. NY Tech (02/17/19)
Wallace	1	17.0	5.0	17 vs. NY Tech (01/26/20)
Basden	2	2.0	1.0	2 vs. NY Tech (02/17/19)
Bradley	1	0.0	1.0	-
Luke	1	6.0	3.0	6 vs. NY Tech (01/26/20)
Redband	7	13.3	5.0	18 @ NY Tech (02/25/18)

## DAEMEN - ECC HISTORY

Season	ECC Record	ECC Finish	Postseason
2013-14	17-3	1st / 11	N/A
2014-15	13-7	3rd / 11	N/A
2015-16	14-6	2nd / 11	Finals
2016-17	12-6	T-3rd / 10	Semifinals
2017-18	15-3	T-2nd / 10	Semifinals
2018-19	16-2	1st / 10	Semifinals
2019-20	11-3	-	-

Daemen All-Time ECC Record: 98-30 (.766)  
[Home: 55-10 (.846) | Away: 43-20 (.677)]

## CURRENT ECC TEAMS SINCE 2013-14 SEASON

Team	Overall Record	ECC Record
St. Thomas Aquinas	164-55	102-27
<b>DAEMEN</b>	<b>148-56</b>	<b>98-30</b>
Bridgeport	139-66	96-32
Molloy	101-101	72-56
Roberts Wes.	69-122	40-88
Dist. Columbia	69-123	49-80
Queens	63-121	54-76
NY Tech	49-142	38-91
Mercy	48-138	28-100

## ECC 30TH ANNIVERSARY

The East Coast Conference is celebrating 30 years as an NCAA Division II conference throughout the 2019-20 season.

"It is my honor to be Commissioner as the East Coast Conference, and before that the New York Collegiate Athletic Conference, celebrates its 30th year as an NCAA Division II athletic association," said ECC Commissioner, Dr. Robert Dranoff. "This is an athletic conference that can truly boast about success in the classroom, on the playing field, and in the community. We are proud of all the student-athletes, coaches, and administrators who have made their mark in so many ways, contributing to their institutions and to the ECC and NCAA."

The ECC was formed during the 1989-90 season under its former name, the New York Collegiate Athletic Conference. The league started with 10 members competing in nine sports (men's basketball, baseball, softball, men's soccer, men's and women's tennis, men's and women's cross country, and men's golf).

The ECC currently has 10 member institutions in New York, Connecticut, and Washington, D.C. Four charter members, Mercy College, Molloy College, New York Tech, and Queens College, have competed in the conference throughout its 30 years. In all, 20 institutions have called the ECC home since its inception.

Rebranded as the East Coast Conference before the 2006-2007 season, the league has grown to currently offer 19 championship sports, 10 of which have access to automatic bids into the NCAA Championship. The ECC has been home to 23 Division II National Championship teams and one individual National Championship, as well.



## 2019-20 EAST COAST CONFERENCE PRESEASON POLL

	PTS.	2018-19 RECORD
1. DAEMEN (8)	80	24-6, 16-2 ECC
2. St. Thomas Aquinas (1)	72	25-7, 15-3 ECC
3. Bridgeport	64	18-13, 11-7 ECC
4. Molloy	53	21-10, 14-4 ECC
5. Dist. Columbia	40	15-14, 8-10 ECC
6. Roberts Wesleyan	28	16-14, 10-8 ECC
T7. New York Tech	23	3-24, 3-15 ECC
T7. Queens	23	7-12, 7-11 ECC
9. Mercy	22	8-18, 6-12 ECC
( ) - First Place Votes		

## 2019-20 EAST COAST CONFERENCE STANDINGS

	CONFERENCE		OVERALL			
	W-L	PCT	W-L	PCT	Streak	Last 10
Bridgeport	14-1	.933	22-3	.880	W-1	9-1
St. Thomas Aquinas	12-3	.800	22-5	.815	L-1	7-3
<b>DAEMEN</b>	<b>11-3</b>	<b>.786</b>	<b>22-6</b>	<b>.786</b>	<b>W-4</b>	<b>8-2</b>
Molloy	8-7	.567	19-12	.613	W-3	5-5
Dist. Columbia	6-9	.400	11-16	.407	W-1	3-7
Queens	6-10	.375	8-18	.308	L-1	5-5
New York Tech	5-9	.357	6-20	.231	L-2	4-6
Mercy	3-12	.260	6-20	.231	L-2	3-8
Roberts Wesleyan	2-12	.143	5-20	.200	W-1	2-8

## ECC STATISTICAL RANKS

Scoring Offense	2nd (82.0)
Scoring Defense	2nd (73.9)
FG Percentage	1st (.481)
FG Percentage Defense	3rd (.439)
Free Throw Percentage	2nd (.751)
3pt FG Percentage	1st (.392)
3pt FG Percentage Defense	4th (.341)
3pt FG Made	1st (10.0)
Offensive Rebounds	6th (10.2)
Defensive Rebounds	4th (27.0)
Total Rebounds	6th (37.1)
Rebounding Margin	3rd (+4.3)
Blocked Shots	3rd (3.4)
Assists	4th (14.7)
Steals	4th (6.9)

## DAEMEN VS. CONFERENCES

vs. Central Atlantic Collegiate Conf.	4-0
vs. East Coast Conf.	11-3
vs. Mid-America Intercollegiate Athletics Assoc.	1-1
vs. Mountain East Conf.	1-0
vs. NCAA Div. II Independent	1-0
vs. Northeast 10 Conf.	3-2
vs. Pennsylvania State Athletic Conf.	1-0

## WHAT A RIDE

The 2018-19 season was one for the record books at Daemen as the Wildcats captured their second East Coast Conference regular season title, sat atop the regional rankings for much of the campaign, ascended into the top-25 national polls for the first time as an NCAA Division II member and garnered the program's first-ever NCAA Tournament bid. The Wildcats rattled off wins in 11 of their first 12 games, including a 78-72 defeat of previously unbeaten St. Anselm who came into the Jan. 2 contest ranked No. 4 in both Division II national polls. Daemen embarked on a 10-game winning streak beginning in mid-January, a stretch that vaulted them to the top of the regional poll and as high as No. 10 (D2SIDA) and No. 13 (NABC) in the top-25 national polls. It marked the Wildcats' longest winning streak since the 2013-14 season when they won 14 consecutive games. The Wildcats wrapped up the ECC regular season title with a 93-71 defeat of Bridgeport on March 3. They entered the ECC Championship tournament as the No. 1 seed, but were upset by fourth-seeded Bridgeport in game played at UB's Hubbell Gymnasium. Despite the conference tournament loss, Daemen was awarded an at-large bid to the NCAA Tournament, earning the No. 5 seed to the East Region Championship. They made their

NCAA tourney debut March 16, but saw their season come to an end with a 72-67 loss to fourth-seeded New Haven. The team's 24 wins this season were the most since their transition to NCAA Division II.

## GREAT ECC EXPECTATIONS

For the first time since joining the East Coast Conference, the league's coaches have predicted a first-place finish for Daemen. The Wildcats sit atop the 2019-20 ECC preseason poll which was released in late October. Daemen amassed 80 total points in the poll, grabbing eight of nine first-place votes. St. Thomas Aquinas College picked up the remaining first-place vote, finishing with 72 points in the poll to sit at No. 2. The University of Bridgeport (64 points) and defending ECC tournament champion Molloy College (53 points) round out the top four teams. Daemen holds a 98-30 all-time record in ECC contests dating back to the 2013-14 season. Only St. Thomas Aquinas (102-27) holds more wins in ECC games during that time frame. The Wildcats have finished third or better in all six seasons since joining the league.



## MIKE MACDONALD

### HEAD COACH • SIXTH SEASON • ST. BONAVENTURE, '88

The 2019-20 season will mark Mike MacDonald's sixth year as the Head Men's Basketball Coach at Daemen College. All he's done over the last half-decade is lead the Wildcats to the second-most wins among all Division II programs in New York State. Since being introduced as the sixth head coach in the modern history of the program on September 16, 2014, MacDonald has guided the Wildcats to a 105-43 overall record, wins in nearly 75 percent of their conference games (70-24 record) and five top-three finishes in the East Coast Conference standings.

MacDonald holds more than 30 years of collegiate coaching experience, including the last 22 as a head coach. In that time, he's compiled a record of 361-269 (.573 winning percentage) as a head coach, while also graduating 83 of the 86 seniors he has ever coached.

The 2018-19 season was the team's finest since transitioning to the NCAA Division II level. MacDonald led the Wildcats to a 24-6 record and the program's second ECC regular-season title. The Wildcats spent a combined 16 weeks ranked in the National Association of Basketball Coaches (NABC) and Division II Sports Information Directors of America (D2SIDA) top-25 national polls, and earned their first-ever NCAA tournament berth.

MacDonald recorded milestones and received several accolades along the way in 2018-19. His 350th career win came in dramatic fashion on January 18 as junior guard Breon Harris scored five points in the final 21 seconds to lift the Wildcats past Mercy 75-74. His 100th win at Daemen came February 10, placing MacDonald among an elite fraternity of coaches who have achieved at least 100 wins while coaching in each of the NCAA's three divisions. That achievement propelled him to HoopDirt.com Division II Coach of the Week honors, and he went on to be named the ECC Coach of the Year, the NABC District Coach of the Year and the Basketball Coaches Association of New York (BCANY) Division II Coach of the Year.

The Wildcat faithful become familiar with MacDonald's fiery style during the 2014-15 season as the veteran mentor guided Daemen to its fourth straight 20-win season, including a 13-7 mark in the East Coast Conference, good for a third-place finish in the final league standings. The fireworks got started before the season even officially began as MacDonald led the Wildcats to an 83-81 win in overtime over Canisius College in an exhibition game on November 11, 2014 at the Koessler Athletic Center. It was Daemen's first-ever victory against an NCAA Division I opponent.

MacDonald's official Daemen debut came just days later as his Wildcats walloped Concordia College (N.Y.), 88-50, in the opening round of the ECC-CACC Challenge before a raucous home crowd at Lumsden Gymnasium. MacDonald would go on to lead the team to wins in his first nine home games, extending the program's NCAA Division II-best home-court winning streak to 44 consecutive before a buzzer-beating three-pointer in overtime by eventual ECC Player of the Year Darian Hooker lifted N.Y. Institute of Technology past Daemen (85-84) to snap the streak on January 24, 2015.

Despite losing two starters to season-ending injuries, including first-team All-ECC selection Torrence Dyck, MacDonald helped the Wildcats advance to the postseason. With Daemen's teams still ineligible for ECC and/or NCAA Division II postseason, Daemen elected to partake in the United States Collegiate Athletic Association (USCAA) Division I National Championships in Uniontown, Pa., entering the tournament as the No. 1 overall seed. While there, MacDonald guided Daemen to wins over No. 8 Indiana-South Bend (69-63), No. 4 Concordia College (Ala.) (68-63) and No. 3 Rochester College (Mich.) (77-53) to capture the program's first USCAA national title, riding USCAA Division I Player of the Year and National Championships MVP Gerald Beverly to the tourney crown.

At the conclusion of the 2014-15 season, MacDonald was named the BCANY Division II Coach of the Year.

The 2015-16 season marked Daemen's first as a full-fledged NCAA Division II member, and it presented its share of challenges. Starting guards Supreme Hannah and Nick Petrucelli were lost to season-ending injuries, but that didn't stop MacDonald from leading the team to new and unprecedented heights. After opening the season with just three wins in their first eight outings, the Wildcats hit their stride after the calendar turned to January, scoring 15 wins in the final 19 games of the regular season.

A 94-81 win over Mercy on January 9 jump-started what turned out to be a nine-game winning streak. Included in the string was a miraculous 98-96 win over Roberts Wesleyan on January 12. Dyck's driving layup with four seconds remaining gave Daemen the lead after erasing a 22-point deficit over the final six minutes of the contest.

Daemen's 14-6 league record was good for a second-place finish in the final regular season standings, earning them the No. 2 seed and a bye into the semifinal round of the ECC Tournament which would mark the program's first-ever postseason berth at the NCAA Division II level. Taking on sixth-seeded Mercy in the semis, Daemen came through with a 103-102 win in overtime, advancing to the tournament finals. There, the Wildcats' season came to an end against top-seeded St. Thomas Aquinas.

The 2016-17 season saw MacDonald lead the Wildcats to 5-0 start out of the gates, including the veteran coach's 300th career win which came at Edinboro University (90-79) on November 23.

MacDonald's team would rebound from a four-game slide to rattle off 11 wins in 13 outings between mid-December and Early-February. Included in the stretch was a 67-64 win over No. 23 St. Thomas Aquinas on January 4 - the Wildcats' first-ever victory against a ranked opponent at the NCAA Division II level. The Wildcats would go on to close the regular season at 18-8 overall and 12-6 in ECC play; the team's 12 league wins placed them fourth in the final ECC regular season standings.

Making their second straight ECC Tournament appearance, MacDonald led the Wildcats to a 73-71 win over fifth-seeded District of Columbia in the opening round. The win pushed the Wildcats' home record to 14-2 on the season, tying the team record for home wins in a season. The 2016-17 campaign came to an end in the semifinal round of the tournament where top-seeded St. Thomas Aquinas emerged victorious.

Before arriving at Daemen, MacDonald spent eight years leading the men's basketball team at Medaille College (2006-14) where he transformed the program into a regional contender at the NCAA Division III level. Inheriting a program that went 4-46 in the two years prior to his arrival, MacDonald's version of the Mavericks averaged 18 wins per season, while advancing to the postseason six times.

#### THE MACDONALD FILE

**Daemen College**  
Head Coach (2014-Present)

**Medaille College**  
Head Coach (2006-14)

**Canisius College**  
Head Coach (1997-06)

**Canisius College**  
Assistant Coach (1988-97)

#### MACDONALD YEAR-BY-YEAR

1997-98.....	13-14, 9-9 MAAC
1998-99.....	15-12, 11-7 MAAC
1999-00.....	10-20, 8-10 MAAC
2000-01.....	20-11, 9-9 MAAC
2001-02.....	10-20, 5-13 MAAC
2002-03.....	10-18, 6-12 MAAC
2003-04.....	10-20, 5-13 MAAC
2004-05.....	11-18, 8-10 MAAC
2005-06.....	9-20, 6-12 MAAC
2006-07.....	11-14, 7-11 AMCC
2007-08.....	15-13, 9-9 AMCC
2008-09.....	21-7, 14-4 AMCC
2009-10.....	24-5, 16-4 AMCC
2010-11.....	21-8, 15-3 AMCC
2011-12.....	25-3, 17-1 AMCC
2012-13.....	18-11, 13-5 AMCC
2013-14.....	14-12, 13-5 AMCC
2014-15.....	21-10, 13-7 ECC
2015-16.....	19-10, 14-6 ECC
2016-17.....	19-9, 12-6 ECC
2017-18.....	22-8, 15-3 ECC
2018-19.....	24-6, 16-2 ECC
2019-20.....	22-6, 11-3 ECC

<b>OVERALL RECORD (23 seasons).....</b>	<b>384-275 (.583)</b>
<b>CANISIUS RECORD (9 seasons).....</b>	<b>108-153 (.414)</b>
<b>MEDAILLE RECORD (8 seasons).....</b>	<b>149-73 (.671)</b>
<b>DAEMEN RECORD (6 seasons).....</b>	<b>127-49 (.722)</b>



## GAME #29 (FEB. 28, 2020) - DAEMEN @ MOLLOY // GAME #30 (MAR. 1, 2020) - DAEMEN @ NY TECH

Medaille's emergence as a Division III power in the Northeast was cemented in MacDonald's final five seasons there, as he led the Mavericks to more wins (101) than any other Division III team in New York State, while ranking 17th nationally in wins during the same time frame.

MacDonald was named the Allegheny Mountain Collegiate Conference Coach of the Year on four occasions (2006-07, 2008-09, 2009-10, 2011-12). He left Medaille as the school's all-time leader in wins (149) and winning percentage (.671).

Prior to his stint at Medaille, MacDonald served as the head coach at Canisius College from 1997-2006, guiding the Golden Griffins to 108 wins which ranks him third in program history for coaching victories. While there, he was one of only five coaches in that program's storied history to orchestrate a 20-win season, and was named the 2000-01 BCANY Division I Co-Coach of the Year.

Before being elevated to the head coaching post at Canisius, MacDonald had been the Golden Griffins' top assistant coach under John Beilein, now the head coach of the NBA's Cleveland Cavaliers. In that role, MacDonald helped Canisius reach the 1996 NCAA Tournament in addition to two National Invitational Tournament appearances.

In addition to his coaching accomplishments, MacDonald brings a strong connection to the local community. His teams have been active with a number of community organizations in the greater Buffalo community and beyond, including the Boys and Girls Clubs of Buffalo, Blessed Sacrament Athletic Club and Coaches vs. Cancer. MacDonald and several of his players have also worked with the Drug Enforcement Administration and Mayor Byron Brown's office on the "Game Changers" program which provides academic and athletic opportunities for inner-city youths during the summer months.

A 1988 graduate of Saint Bonaventure University, MacDonald resides in Amherst with his wife Maura (nee Heary). The couple has raised four children - Matthew, Patrick, Nicholas and Mark. Matthew served as team captain during his collegiate career at the University of Pennsylvania and is now a player development assistant with the Brooklyn Nets. Patrick was a Division III All-American while playing at the State University of New York Maritime College, and is now enlisted in the United States Navy. Nicholas is a freshman on the basketball team at Niagara University.



### MACDONALD VS. OPPONENTS

#### (Daemen tenure only)

Bridgeport.....	5-8	Lake Erie.....	1-1	Rochester (Mich.).....	1-0
Caldwell.....	2-0	Le Moyne.....	1-0	Saint Anselm.....	1-1
Concordia (Ala.).....	1-0	LIU Post.....	7-3	Saint Edward's.....	1-1
Concordia (N.Y.).....	1-0	Mercy.....	13-0	Saint Michael's.....	3-1
Dallas Baptist.....	1-0	Mercyhurst.....	1-4	Saint Rose.....	3-1
District of Columbia.....	11-2	Missouri Western State.....	1-0	Saint Thomas (Fla.).....	1-0
Dominican (N.Y.).....	3-0	Molloy.....	8-3	Saint Thomas Aquinas.....	4-11
Dowling.....	4-0	Nyack.....	3-0	Salem (W.Va.).....	2-0
Edinboro.....	3-0	New Haven.....	0-1	Slippery Rock.....	2-2
Felician.....	3-0	New York Tech.....	9-2	Stonehill.....	0-1
Holy Family.....	0-2	Northwest Missouri State.....	0-1	U. Sciences.....	1-0
Indianapolis.....	0-1	Post.....	1-0	Washington Adventist.....	1-0
Indiana-South Bend.....	1-0	Queens (N.Y.).....	9-2	West Liberty.....	1-0
		Roberts Wesleyan.....	13-0	Wilmington (Del.).....	3-0

### MACDONALD VS. CONFERENCES

#### (Daemen tenure only)

Central Atlantic Collegiate Conference.....	16-2
Chicagoland Collegiate Athletic Conference.....	1-0
East Coast Conference.....	81-27
Great Lakes Valley Conference.....	0-1
Great Midwest Athletic Conference.....	1-1
Lone Star Conference.....	2-1
Mid-America Intercollegiate Athletic Assoc.....	1-1
Mountain East Conference.....	1-0
Northeast-10 Conference.....	8-5
Pennsylvania State Athletic Conference.....	6-6
The Sun Conference.....	1-0

### MACDONALD VS. DIV. II REGIONS

#### (Daemen tenure only)

Atlantic Region.....	9-6
Central Region.....	1-1
East Region.....	105-33
Midwest Region.....	1-2
South Central Region.....	2-1

### MACDONALD VS. NON-DIV. II OPP.

#### (Daemen tenure only)

NAIA.....	4-0
USCAA.....	4-0

### MACDONALD IN POSTSEASON

#### (Daemen tenure only)

Overall.....	6-4
USCAA Tournament.....	3-0
NCAA Tournament.....	0-1
ECC Tournament.....	3-4

### MACDONALD GAME SPLITS

#### (Daemen tenure only)

Home.....	75-14
Away.....	44-29
Neutral.....	8-6

# **GAME #29 (FEB. 28, 2020) - DAEMEN @ MOLLOY // GAME #30 (MAR. 1, 2020) - DAEMEN @ NY TECH**

## **WILDCATS BY THE NUMBERS**

DOUBLE DIGIT SCORING	19-20	ECC	CAREER*
BASDEN	-	-	1
BOOK	-	-	2
B. HARRIS	17	9	50
K. HARRIS	5	-	5
REDBAND	20	11	74
SALZBERG	1	1	1
SARKIS	11	7	50
SISCHO	27	13	79
SLACK	4	2	4
WALLACE	15	10	15

20+ POINT GAMES	19-20	ECC	CAREER*
B. HARRIS	4	2	10
REDBAND	6	3	13
SARKIS	2	2	7
SISCHO	20	9	41
WALLACE	2	2	2

10+ REB GAMES	19-20	ECC	CAREER*
B. HARRIS	1	-	1
LUKE	1	1	1
REDBAND	1	1	3
SISCHO	18	8	43
WALLACE	3	3	3

5+ ASSIST GAMES	19-20	ECC	CAREER*
B. HARRIS	3	1	8
K. HARRIS	1	-	1
REDBAND	-	-	3
SARKIS	10	4	27
SISCHO	1	-	1
WALLACE	11	9	11

10+ ASSIST GAMES	19-20	ECC	CAREER*
SARKIS	-	-	1

5+ BLOCK GAMES	19-20	ECC	CAREER*
SISCHO	1	-	1

5+ STEAL GAMES	19-20	ECC	CAREER*
B. HARRIS	1	1	6

DOUBLE-DOUBLES	19-20	ECC	CAREER*
B. HARRIS	1	-	1
REDBAND	1	1	2
SISCHO	18	8	43
WALLACE	2	2	2

GAMES STARTED	19-20	CAREER	CONSEC.
B. HARRIS	22	69	15
K. HARRIS	9	9	-
LUKE	2	2	-
REDBAND	28	113	30
SARKIS	26	102	20
SISCHO	25	69	-
SLACK	1	1	-
WALLACE	26	26	13
DUAH	1	1	1

\* INCLUDES GAMES PLAYED FOR DAEMEN ONLY

## **BECOMING THE NORM**

Daemen's 81-77 win over St. Thomas Aquinas on Feb. 14 was their 20th of the season. It marks Daemen's seventh 20-win campaign in the last nine seasons. Daemen has not won less than 19 games in a season since the 2010-11 campaign. Finishing the 2018-19 season at 24-6, that marked the program's most in a season since going 27-6 during the 2012-13 campaign, a year before the Wildcats began play as members of the East Coast Conference.

## **GOING STREAKING**

Daemen has embarked on four winning streaks of at least nine games since the start of the 2018-19 season. Most recently, the Wildcats put together an 11-game winning streak, covering games played Nov. 2 through Dec. 13. The streak came to an end Dec. 15 following a seven-point loss to arch-nemesis St. Thomas Aquinas. The recent streak ranks as the longest of Daemen's NCAA Division II era (2015-present), and it also ranked as the longest streak in Division II and the second-longest across all NCAA divisions at the time it was broken.

## **NATIONAL SPOTLIGHT**

For the first time as a member of NCAA Division II, Daemen opened the season as a nationally-ranked team. The Wildcats were ranked in both preseason national polls for Division II (NABC poll No. 22; D2SIDA poll No. 18), and have since risen as high as No. 8 in the NABC and D2SIDA polls, marking their highest ascent in both. Daemen had been ranked in 14 successive NABC polls, and 15 out of the 16 D2SIDA polls dating back to last January, before falling out of the national rankings in early January of 2020. The Wildcats are also ranked No. 4 in the D2SIDA East Region media poll.

## **DEFENDING THE DEN**

Daemen is 14-1 at home this season – their eighth season with double-figure home wins in the last nine. The home court success includes a 15-1 mark in 2018-19 that established a new benchmark for home-court wins in a single season. The Wildcats have won 36 of their last 39 home games dating back to the 2017-18 season. They recently had a 17-game home winning streak - their longest since winning 44-straight from 2011-15. The recent streak was the fifth-longest home winning streak in Division II when it was snapped Jan. 12 vs. Bridgeport. Daemen is also unbeaten in 16 straight non-conference home games. Since joining the ECC (2013-14 season), Daemen is 55-10 in home conference games (.846 winning percentage). Since the start of the 2011-12 season, Daemen is 111-15 at home (.880 winning percentage). Of those 15 losses, seven have been decided by three points or fewer, including three by just a single point.

## **NCAA REGIONAL RANKINGS**

Daemen is No. 7 in the official East Region rankings released this week by the NCAA Regional Advisory Committee. The NCAA publishes rankings for all eight regions in the three weeks leading up to the NCAA tournament selection show. This week's poll includes:

1. Bridgeport
2. St. Thomas Aquinas
3. Jefferson
4. Le Moyne
5. St. Anselm
6. Stonehill
7. **DAEMEN**
8. Dominican
9. Franklin Pierce
10. Adelphi

## **TEAM STATISTICS**

	ALL GAMES	HOME	AWAY	NEUTRAL	NON-CONFERENCE	CONFERENCE
RECORD	22-6	14-1	7-4	1-1	11-3	11-3
SCORING	2297	1279	885	133	1120	1177
POINTS/GAME	82.0	85.3	80.5	66.5	80.0	84.1
SCORING MARGIN	+8.1	+11.9	+6.0	-8.0	+4.9	+11.4
FG-ATT	817-1698	456-935	317-668	44-95	405-840	412-858
FG %	.481	.488	.475	.463	.482	.480
3-PT FG-ATT	280-715	152-396	111-273	17-46	130-356	150-359
3-PT %	.392	.384	.407	.370	.365	.418
3-PT MADE/GAME	10.0	10.1	10.1	8.5	9.3	10.7
FT-ATT	383-510	215-286	140-187	28-37	180-250	203-260
FT %	.751	.752	.749	.757	.720	.781
REBOUNDS	1040	591	390	59	512	528
REB/GAME	37.1	39.4	35.5	29.5	36.6	37.7
REB MARGIN	+4.2	+5.9	+2.5	+2.5	+4.3	+4.3
ASSISTS	411	231	157	23	199	212
ASSISTS/GAME	14.7	15.4	14.3	11.5	14.2	15.1
TURNOVERS	426	228	159	39	230	196
TO/GAME	15.2	15.2	14.5	19.5	16.4	14.0
TO MARGIN	-0.3	+0.1	+0.1	-6.5	-0.5	-0.2
AST/TO RATIO	1.0	1.0	1.0	0.6	0.9	1.1
STEALS	192	102	82	8	99	93
STL/GAME	6.9	6.8	7.5	4.0	7.1	6.6
BLOCKS	95	57	36	2	50	45
BLK/GAME	3.4	3.8	3.3	1.0	3.6	3.2



### TUNE UPS

In preparation for the 2019-20 regular season, Daemen played a trio of exhibition contests, including two against highly-touted Division I programs Buffalo and Syracuse. Despite having just seven days of practice under their belt, Daemen opened the brief exhibition season with a 111-73 loss against a Buffalo team that spent the majority of the 2018-19 season ranked among the top-25 teams in the country, finishing the year with a 32-4 overall record and a trip to the second round of the NCAA tournament. Less than 48 hours later the Wildcats made their first-ever appearance at the iconic Carrier Dome on the campus of SU, falling to the Orange and legendary head coach Jim Boeheim 90-71. It left as a decent a feeling as one can have following a 19-point defeat at the Wildcats played SU even (43-43) over the final 20 minutes. The exhibition slate wrapped up on Oct. 29 with Daemen blasting Mohawk (116-54) out of the Ontario Colleges Athletic Association. Andrew Sischo led the Wildcats by averaging 18.3 points and 10.3 rebounds over the three contests. He put up 28 points and 12 rebounds against Buffalo, numbers that no player has achieved against the Bulls in the last three seasons, and followed up with another double-double (15 points, 12 rebounds) at Syracuse. Breon Harris netted a team-high 23 points at the Carrier Dome, and finished the exhibition slate averaging 10.7 points per game. Newcomer Joey Wallace also made his presence felt, averaging 10.0 points, 4.0 rebounds and 3.3 assists per game.

### NATIONAL HALL OF FAME CLASSIC

Daemen opened the 2019-20 season in

prestigious fashion as they were selected to take part in the Small College Basketball National Hall of Fame Classic held at the St. Joseph (Mo.) Civic Arena. In a battle of nationally-ranked teams, Daemen fell 85-65 in their season opener against No. 1 Northwest Missouri State. The Bearcats, who have won two of the last three national titles, extended their winning streak to 39 games, despite being outscored (55-54) over the middle 30 minutes of the contest. Daemen's Andrew Sischo impressed against the highly-touted Bearcats as he recorded the 26th double-double of his career, finishing with 24 points and 15 rebounds. The Wildcats regrouped for a come-from-behind win the following night against Missouri Western State, the quasi-tournament host playing less than 10 miles from their campus. A game-closing 15-6 run over the final 5:29 lifted the Wildcats past the Griffons. Newcomer Kyle Harris netted the go-ahead bucket at the 1:41 mark, part of his 11-point outing off the bench.

### ECC-CACC CHALLENGE DOMINANCE

Daemen continued its winning ways at the ECC-CACC Challenge, earning home victories over Felician (95-80) on Nov. 8, and Nyack (80-74) on Nov. 9. Both games featured come-from-behind efforts. The Wildcats erased a 17-point first-half deficit in the win over Felician. After trailing by 11 at halftime, Daemen erupted for 56 second-half points, outscoring the Golden Falcons by 26 in the period. Andrew Sischo (31 points, 19 rebounds) scored 22 second-half points to lead the surge. Sischo was at it again vs. Nyack, finishing with 34 points and 17 boards en route to tournament MVP honors. He was joined on the all-tournament team by senior guards Jay Sarkis and Breon Harris.

### HURST CURSE DASHED

Daemen exorcised some demons with a 67-65 defeat of Mercyhurst on Nov. 14. It marked the Wildcats' first win over Lakers since 2013, and just their second in the series overall. Andrew Sischo produced a double-double (22 points, 11 rebounds) and Joey Wallace put up 18 points, five boards, three assists and two steals to lead the way. The Wildcats and Lakers have met in seven successive seasons with five of those contests being decided by six points or less.

### TOPPLING THE TOPPERS

Daemen posted a wire-to-wire 98-83 win over nationally-ranked West Liberty on Nov. 16. The Hilltoppers came into the game ranked in the top-five of both national polls for Division II (No. 4 NABC; No. 3 D2SIDA), and have routinely been among the nation's highest scoring teams, including in 2018-19 when they ranked first in scoring (100.9 ppg). The Hilltoppers came in averaging 130.5 points per game following two lopsided wins over Mansfield and Shaw, but Daemen was the aggressor from the get-go and built an 18-point advantage late in the first half. West Liberty would cut the deficit to seven points several times in the second half, but Daemen charged back and eventually cruised to the 15-point win. Andrew Sischo was dominant inside (29 points on 12-of-13 shooting, 18 rebounds), and the Wildcats got additional scoring from Joey Wallace (19 points), Breon Harris (17), Kyle Harris (11) and Jeff Redband (10).

### SCORING BREAKDOWN (DAEMEN/OPPONENT)

GAME	PTS IN PAINT	PTS OFF TOs	2ND CH. PTS	1ST HALF	2ND HALF	OT	FT	FB	STARTERS	BENCH
vs. NW Missouri St.	24/34	0/25	12/4	27/39	38/46	-	16/14	0/8	49/74	16/11
vs. Missouri Western	22/32	18/23	9/13	32/34	36/30	-	12/14	16/26	52/42	16/22
FELICIAN	50/36	14/15	6/11	39/50	56/30	-	12/13	24/32	76/62	19/18
NYACK	30/32	9/16	8/11	39/38	41/36	-	15/13	12/24	75/29	5/35
MERCYHURST	28/24	16/12	14/8	29/32	38/33	-	16/11	8/2	54/43	13/22
WEST LIBERTY	40/40	28/19	18/16	57/45	41/38	-	14/13	24/20	86/62	12/21
LE MOYNE	44/14	18/15	11/8	43/40	46/39	-	11/11	10/8	67/57	22/22
WILMINGTON	34/26	19/16	13/9	37/40	46/41	-	19/2	12/12	71/67	12/14
at U. Sciences	34/22	24/5	22/4	36/30	47/27	-	7/13	22/6	61/15	22/42
SALEM	46/30	30/7	17/7	41/24	48/35	-	3/2	5/14	70/44	19/15
ROBERTS WESLEYAN	38/26	20/14	14/6	46/34	50/36	-	20/15	20/14	69/54	27/16
at Mercy	50/28	11/11	17/8	45/25	58/34	-	9/15	12/8	51/44	52/15
at St. Thomas Aq.	0/2	25/18	8/13	37/40	43/47	-	17/25	0/0	58/75	22/12
at St. Rose	42/50	27/29	7/19	44/41	52/47	-	20/21	20/14	83/63	13/25
at St. Anselm	28/32	6/22	5/12	32/51	27/36	-	11/12	8/10	52/78	7/9
at St. Michael's	34/40	22/12	7/7	31/25	41/43	-	13/6	6/12	70/65	2/3
at Stonehill	26/34	17/19	10/6	31/33	45/49	-	11/12	6/8	72/69	4/13
QUEENS	26/30	8/13	6/5	40/18	25/39	-	8/5	6/10	50/39	15/18
BRIDGEPORT	30/36	6/10	13/15	28/33	36/34	-	12/8	12/8	36/57	28/10
at Dist. Columbia	26/24	21/18	19/6	28/29	37/32	-	13/5	10/10	65/51	0/10
MOLLOY	22/34	16/9	13/8	44/34	47/49	-	30/4	6/10	88/70	3/13
NEW YORK TECH	36/32	29/9	6/7	39/19	53/38	-	15/5	24/4	81/32	11/25
at Roberts Wesleyan	28/32	23/7	16/2	47/30	46/43	-	16/13	0/2	85/65	8/8
at Bridgeport	22/42	19/27	5/12	43/42	31/41	-	11/12	8/10	63/65	11/18
at Queens	40/24	10/15	7/8	38/34	46/40	-	12/9	14/10	73/43	11/31
ST. THOMAS AQUINAS	30/40	19/21	8/6	47/31	34/46	-	11/9	14/16	76/69	5/8
MERCY	34/42	10/13	17/11	50/37	46/42	-	6/4	10/8	78/63	18/16
DIST. COLUMBIA	26/28	22/15	15/13	53/40	30/43	10/7	23/13	10/10	61/70	32/20
at Molloy	-	-	-	-	-	-	-	-	-	-
at New York Tech	-	-	-	-	-	-	-	-	-	-

### DOWNTOWN DEBUT

Daemen's first-ever game at KeyBank Center in downtown Buffalo was a successful one on Nov. 23 as the Wildcats rallied for an 83-81 win over upset-minded Wilmington. After opening up an early nine-point lead, the tables turned and Daemen trailed by as many as seven points in the second half.

Wilmington led for more than 22 minutes in the game, but a deep three-pointer by Breon Harris with 32 seconds remaining put Daemen ahead. Harris came up with a steal on Wilmington's final possession to help seal the deal. He finished with a season-high 21 points, and Andrew Sischo tossed in 24 points and eight rebounds as well. Joey Wallace keyed the comeback by shooting 10-for-11 from the free throw line in the second half. The game was played as a part of a doubleheader with Big 4 rivals Canisius and St. Bonaventure taking the floor afterwards. It marked the first doubleheader at Buffalo's largest indoor sporting venue involving local teams since 2015. The 19,000-seat arena has been the site of the NCAA Division I men's basketball tournament six times since its opening in 1996.

### YOU CAN COME HOME AGAIN

Daemen's game at KeyBank Center was a return 14 years in the making for Daemen head coach Mike MacDonald. The longtime bench boss coached in more than 40 games at the downtown arena from 1996-2005 while working at Canisius (including stints as an assistant and head coach). It marked his first game coached in the building since a 79-59

loss to Rider in the 2005 Metro Atlantic Athletic Conference Tournament (Mar. 5, 2005). MacDonald is the all-time leader for coaching wins at KeyBank Center. The Daemen win there over Wilmington extended his career record to 18-11 in the building, and was his first victory there since a 62-60 triumph over Marist on March 4, 2005.

### COMEBACK KIDS

Daemen is quickly developing a reputation as a team that won't be buried. Nine of their wins this season have featured second-half comebacks. Here is a summary of deficits overcome this season:

vs. Missouri Western: 10 points (1st half); 5 points (under 7 minutes to play)  
 vs. Felician: 17 points (1st half); 11 points (halftime)  
 vs. Nyack: 3 points (under 3 minutes to play)  
 vs. Mercyhurst: 8 points (under 10 minutes to play)  
 vs. Le Moyne: 9 points (under 6 minutes to play)  
 vs. Wilmington: 7 points (under 8 minutes to play)  
 at Dist. Columbia: 11 points (under 8 minutes to play)  
 vs. St. Thomas Aquinas: 1 points (under 1:30 to play)  
 vs. Dist. Columbia: 4 points (under 1:10 to play)

GAME-BY-GAME STARTERS					
Game	1	2	3	4	5
vs. NW Mo. St.	Sarkis	B.Harris	Wallace	Redband	Sischo
vs. Mo. Western	Sarkis	Slack	Wallace	Redband	Sischo
FELICIAN	Sarkis	B.Harris	Wallace	Redband	Sischo
NYACK	Sarkis	B.Harris	Wallace	Redband	Sischo
MERCYHURST	Sarkis	B.Harris	Wallace	Redband	Sischo
WEST LIBERTY	B.Harris	K.Harris	Wallace	Redband	Sischo
LE MOYNE	B.Harris	K.Harris	Wallace	Redband	Sischo
WILMINGTON	Sarkis	B.Harris	Wallace	Redband	Sischo
at U. Sciences	Sarkis	K.Harris	Wallace	Redband	Sischo
SALEM	Sarkis	K.Harris	Wallace	Redband	Sischo
ROBERTS WES.	Sarkis	K.Harris	Wallace	Redband	Sischo
at Mercy	Sarkis	K.Harris	Wallace	Redband	Sischo
at St. Thomas Aq.	Sarkis	K.Harris	Wallace	Redband	Sischo
at St. Rose	Sarkis	B.Harris	K.Harris	Redband	Sischo
at St. Anselm	Sarkis	B.Harris	K.Harris	Redband	Sischo
at St. Michael's	Sarkis	B.Harris	Wallace	Redband	Sischo
at Stonehill	Sarkis	B.Harris	Wallace	Redband	Sischo
QUEENS	Sarkis	B.Harris	Wallace	Redband	Luke
BRIDGEPORT	Sarkis	B.Harris	Wallace	Redband	Luke
at Dist. Columbia	Sarkis	B.Harris	Wallace	Redband	Sischo
MOLLOY	Sarkis	B.Harris	Wallace	Redband	Sischo
NEW YORK TECH	Sarkis	B.Harris	Wallace	Redband	Sischo
at Roberts Wes.	Sarkis	B.Harris	Wallace	Redband	Sischo
at Bridgeport	Sarkis	B.Harris	Wallace	Redband	Sischo
at Queens	Sarkis	B. Harris	Wallace	Redband	Sischo
ST. THOMAS AQ.	Sarkis	B.Harris	Wallace	Redband	Sischo
MERCY	Sarkis	B. Harris	Wallace	Redband	Sischo
DIST. COLUMBIA	Sarkis	Duah	B. Harris	Wallace	Redband
at Molloy	-	-	-	-	-
at New York Tech	-	-	-	-	-

### INDIVIDUAL STATISTICAL RANKS (as of 2/26)

PLAYER	STAT	ECC	NCAA II
<b>POINTS PER GAME</b>			
Andrew Sischo	24.2	1st	9th
Jeff Redband	13.7	16th	-
Breon Harris	12.8	18th	-
Joey Wallace	11.6	22nd	-
<b>REBOUNDS PER GAME</b>			
Andrew Sischo	11.2	2nd	4th
Joey Wallace	6.3	11th	-
<b>ASSISTS PER GAME</b>			
Joey Wallace	3.6	6th	-
Jay Sarkis	3.2	10th	-
Breon Harris	2.6	16th	-
<b>BLOCKS PER GAME</b>			
Andrew Sischo	1.2	5th	95th
Jeff Redband	1.0	7th	138th
<b>STEALS PER GAME</b>			
Breon Harris	1.9	4th	73rd
<b>FIELD GOAL %</b>			
Andrew Sischo	63.8	1st	9th
Jeff Redband	45.7	14th	-
<b>FIELD GOALS MADE</b>			
Andrew Sischo	250	1st	4th
Jeff Redband	116	18th	-
Joey Wallace	107	19th	-
Breon Harris	106	20th	-
<b>3-POINT FG %</b>			
Jeff Redband	46.1	1st	15th
Breon Harris	38.6	10th	-
Jay Sarkis	37.7	12th	-
<b>3-POINT FG MADE</b>			
Jeff Redband	94	1st	13th
Jay Sarkis	46	10th	-
Breon Harris	44	12th	-
<b>FREE THROW %</b>			
Jeff Redband	93.4	1st	-
Breon Harris	83.3	5th	-
Joey Wallace	72.7	14th	-
Andrew Sischo	72.4	15th	-
<b>FREE THROWS MADE</b>			
Andrew Sischo	142	1st	24th
Joey Wallace	72	12th	-
Jeff Redband	57	16th	-
<b>ASSIST/TURNOVER RATIO</b>			
Joey Wallace	1.4	14th	-
Jay Sarkis	1.4	15th	-
<b>MINUTES</b>			
Andrew Sischo	913	1st	99th
Jeff Redband	905	2nd	106th
Jay Sarkis	853	7th	-
Joey Wallace	815	11th	-
<b>MINUTES PER GAME</b>			
Andrew Sischo	33.8	6th	-
Jay Sarkis	32.8	9th	-
Jeff Redband	32.3	11th	-
Joey Wallace	30.2	15th	-

**DAEMEN'S RECORD WHEN...**

AT HOME	14-1
TRUE ROAD GAME	7-4
NEUTRAL SITE GAME	1-1
IN NOVEMBER	8-1
IN DECEMBER	4-1
IN JANUARY	5-3
IN FEBRUARY	5-1
IN MARCH	0-0

LEAD AT HALFTIME	17-1
TIED AT HALFTIME	0-0
TRAIL AT HALFTIME	5-5

SCORE LESS THAN 60 PTS	0-1
SCORE 60-69 PTS	4-2
SCORE 70-79 PTS	1-2
SCORE 80-89 PTS	7-1
SCORE 90-99 PTS	9-0
SCORE 100+ PTS	1-0

ALLOW LESS THAN 60 PTS	5-0
ALLOW 60-69 PTS	4-1
ALLOW 70-79 PTS	7-0
ALLOW 80-89 PTS	5-5
ALLOW 90-99 PTS	1-0
ALLOW 100+ PTS	0-0

+ REBOUND MARGIN	18-4
- REBOUND MARGIN	4-2
REBOUNDS ARE TIED	0-0

SHOOT 50% OR BETTER	10-1
SHOOT UNDER 50%	12-5

OPPONENT SHOOTS 50% +	4-2
OPPONENT SHOOTS > 50%	18-4

ON MONDAYS	0-0
ON TUESDAYS	1-0
ON WEDNESDAYS	1-1
ON THURSDAYS	3-0
ON FRIDAYS	6-2
ON SATURDAYS	7-1
ON SUNDAYS	4-2

**MISCELLANEOUS STATS**

**STARTING LINEUPS**

W/L	G	G	G/F	F	C
12-3	Sarkis	B.Harris	Wallace	Redband	Sischo
4-1	Sarkis	K.Harris	Wallace	Redband	Sischo
2-0	B.Harris	K.Harris	Wallace	Redband	Sischo
1-0	Sarkis	Slack	Wallace	Redband	Sischo
1-1	Sarkis	B.Harris	K.Harris	Redband	Sischo
1-1	Sarkis	B.Harris	Wallace	Redband	Luke
1-0	Sarkis	Duah	B. Harris	Wallace	Redband

**WIN/LOSS MARGIN**

	1	2	3	4	5	6	7	8	9	10	11-15	16-20	20-29	30+
Wins		2	1	4		1		3		2	2	1	3	3
Losses			1			1	1		1			1	1	

**LEADS & DEFICITS**

Daemen's Biggest Halftime Lead	22 vs. Queens (01/10/20)
Daemen's Biggest Halftime Lead Lost	1 @ Bridgeport (02/07/20)
Daemen's Biggest Halftime Deficit	19 @ St. Anselm (01/01/20)
Daemen Biggest Halftime Deficit Overcome	11 vs. Felician (11/8/19)
Daemen's Biggest Margin Of Victory	44 @ Mercy (12/13/19)
Daemen's Biggest Margin Of Defeat	28 @ St. Anselm (01/01/20)

**DOUBLE-FIGURE SCORING**

Andrew Sischo	27
Jeff Redband	20
Breon Harris	17
Joey Wallace	15
Jay Sarkis	11
Kyle Harris	5
Keith Slack	4
Ryan Salzberg	1

**DOUBLE-FIGURE REBOUNDING**

Andrew Sischo	18
Joey Wallace	3
Breon Harris	1
Chris Luke	1
Jeff Redband	1

**DOUBLE-DOUBLES**

Andrew Sischo	18
Joey Wallace	3
Breon Harris	1

**20-POINT SCORERS**

Andrew Sischo	20
Jeff Redband	6
Breon Harris	4
Joey Wallace	2
Jay Sarkis	2

**30-POINT SCORERS**

Andrew Sischo	5
---------------	---

**IN THE POLLS**

D2SIDA NATIONAL POLL		NABC NATIONAL POLL		D2SIDA REGIONAL POLL		NCAA REGIONAL RANKINGS	
Preseason	18	Preseason	22	Preseason	T-1	Feb. 19	7
Nov. 19	10	Nov. 19	17	Nov. 18	1	Feb. 26	7
Nov. 26	8	Nov. 26	13	Nov. 25	1	-	-
Dec. 3	8	Dec. 3	11	Dec. 2	1	-	-
Dec. 10	8	Dec. 10	8	Dec. 9	1	-	-
Dec. 17	15	Dec. 17	19	Dec. 16	2	-	-
Jan. 7	-	Dec. 31	16	Jan. 6	5	-	-
Jan. 14	-	Jan. 7	RV	Jan. 13	7	-	-
Jan. 21	-	Jan. 14	-	Jan. 20	4	-	-
Jan. 28	-	Jan. 21	-	Jan. 27	T-4	-	-
Feb. 4	-	Jan. 28	-	Feb. 3	4	-	-
Feb. 11	-	Feb. 4	-	Feb. 10	T-5	-	-
Feb. 18	RV	Feb. 11	-	Feb. 17	4	-	-
Feb. 25	-	Feb. 18	-	-	-	-	-
-	-	Feb. 25	-	-	-	-	-
-	-	-	-	-	-	-	-



**THE LAST TIME**

**THE LAST TIME A DAEMEN PLAYER...**

Scored 20-29 points.....	Andrew Sischo (27) vs Dist. Columbia, 02/21/20
Scored 30-39 points.....	Andrew Sischo (34) at St. Rose, 12/19/19
Scored 40-49 points.....	Gerald Beverly (40) vs. Concordia (Ala.), 03/05/14
Made 10 field goals.....	Andrew Sischo (12-13) at Queens, 02/09/20
Made 10 free throws.....	Andrew Sischo (11-14) vs. Molloy, 01/24/20
Made 5-9 three-pointers.....	Jeff Redband (7-10) at Bridgeport, 02/07/20
Made 10 three-pointers.....	David Skolen (12-18) vs. Waynesburg, 11/15/89
Had 10-14 rebounds.....	Joey Wallace (10) vs. Dist. Columbia, 02/21/20
Had 15-19 rebounds.....	Andrew Sischo (18) vs. West Liberty, 11/16/19
Had 20 rebounds.....	Andrew Sischo (20) at U. Sciences, 11/30/19
Had 10 assists.....	Darius Garvin (10) at St. Thomas Aquinas, 02/02/18
Had 5 blocks.....	Andrew Sischo (5) vs. Felician, 11/08/19
Had 5 steals.....	Breon Harris (5) vs. New York Tech, 01/26/20
Had a double-double.....	Joey Wallace (18 pts, 10 rebs) vs. Dist. Columbia, 02/21/20
Had a triple-double.....	Gerald Beverly (17 pts, 17 rebs, 12 blks) vs. St. Thomas (Fla.), 12/17/14
Had 20 points and 20 rebounds.....	Andrew Sischo (36 pts, 23 rebs) vs. Molloy, 02/16/18
Had consecutive double-doubles.....	Andrew Sischo (3), 01/12/20 - 01/24/20
Scored go-ahead points in final 15 seconds of win.....	Deion Hamilton (FG with 14 seconds remaining) vs. St. Thomas Aquinas, 01/25/19

**THE LAST TIME A DAEMEN TEAM...**

Allowed 50 points or fewer.....	vs. Dominican (W, 60-49), 11/12/16
Won by 20-29 points.....	vs. Roberts Wesleyan (W, 93-73), 02/01/20
Won by 30+ points.....	vs. New York Tech (W, 92-57), 01/26/20
Scored 90-99 points.....	vs. Dist. of Columbia (W, 93-90), 02/21/20
Scored 100+ points.....	at Mercy (W, 103-59), 12/13/19
Had 50 rebounds.....	at Mercy (51), 12/13/19
Shot 50% or better from the field.....	vs. Mercy (52.9%), 02/16/20
Shot 60% or better from the field.....	at St. Rose (34-56, 60.7%), 12/19/19
Shot 50% or better from three-point range (min. 10 attempts).....	vs. New York Tech (11-22, 50%), 01/26/20
Shot 60% or better from three-point range (min. 10 attempts).....	vs. NYIT (10-16, 62.5%), 01/14/18
Shot 90% or better from free throw line (min. 10 attempts).....	at Queens (12-13, 92.3%), 02/09/20
Finished without a three-point field goal.....	vs. Queens (0-12), 11/09/12
Made 10-14 three-pointers.....	vs. Dist. Columbia (12-26), 02/21/20
Made 15 three-pointers.....	vs. Mercy (16-36), 02/16/20
Had 10 blocked shots.....	vs. Indianapolis (10), 12/18/14
Had 10 steals.....	at Roberts Wesleyan (10), 02/01/20
Had 20 assists.....	at Roberts Wesleyan (21), 02/01/20
Had 4 players in double figures.....	vs. Dist. Columbia (Sischo 27, Redband 19, Wallace 18, Harris 15), 02/21/20
Had 5 players in double figures.....	vs. St. Thomas Aquinas (B.Harris 20, Sischo 19, Wallace 14, Sarkis 12, Redband 11), 02/14/20
Had 6 players in double figures.....	vs. Dist. Columbia (Sischo 19, Hamilton 14, Redband 13, Lee Yaw 13, Harris 10, Sarkis 10), 01/27/19
Had all 5 starters in double figures.....	vs. St. Thomas Aquinas (B.Harris 20, Sischo 19, Wallace 14, Sarkis 12, Redband 11), 02/14/20
Had 2 players score 20+ points.....	vs. Mercy (Sarkis 22, Sischo 21) 02/16/20
Had 2 players with 10+ rebounds.....	vs. Mercy (Wallace 14, Sischo 11), 02/16/20
Had 2 players record a double-double.....	vs. Nyack (Sischo 34 pts/17 rebs, B.Harris 11 pts/11 rebs), 11/08/19
Won in overtime.....	vs. Dist. Columbia (W, 93-90), 02/21/20
Lost in overtime.....	at Dist. Columbia (L, 90-84), 12/03/16
Scored 80 points or more and lost.....	at St. Thomas Aquinas (L, 87-80), 12/15/19
Scored 90 points or more and lost.....	at Dominican (L, 98-93, OT), 01/07/14
Allowed 60 points or fewer and lost.....	vs. St. Thomas Aquinas (L, 60-57), 03/03/18
Played a nationally-ranked opponent.....	vs. No. 12/No. 15 St. Thomas Aquinas (W, 81-77), 02/14/20
Defeated a nationally-ranked opponent.....	vs. No. 12/No. 15 St. Thomas Aquinas (W, 81-77), 02/14/20

**LET IT FLY**

Three-point shooting has been a big part of Daemen's arsenal this season. The Wildcats lead the ECC in total three-point field goals (280), three-pointers made per game (10.0) and three-point field goal percentage (.392). Daemen has made at least 10 threes in 16 games this season, including eight in a row from Jan. 24 to Feb. 21 – their longest streak of the season. The Wildcats made a season-high with 16 three-pointers in a home win over Mercy on Feb. 16 and are averaging 12.5 three-pointers made and shooting 45% from downtown over the last eight games.

**GETTING DEFENSIVE**

Daemen is allowing 73.9 points per game this season, second-best among all ECC teams. They've held 10 opponents to less than 70 points, posting a 9-1 record in those contests. Daemen had won 16-straight games when allowing less than 70 points before a 67-64 setback against Bridgeport on Jan. 12. Since the start of the 2014-

15 season, Daemen is 55-7 when allowing less than 70 points. Daemen is also surrendering just 43.9% shooting to opponents and blocking 3.4 shots per game this season, both top-five in the ECC. They also rank third in the league with a +4.3 rebounding margin per game. The clamps have really come on of late with Daemen allowing just 66.3 points over a six-game span (Jan. 10-Feb. 1) on 41.3% shooting overall and 27.1% shooting from three-point range.

**MAN IN THE MIDDLE**

Redshirt junior center Andrew Sischo headlines Daemen's returning players after earning East Coast Conference and Division II Conference Commissioner's Association East Region Player of the Year honors in 2018-19. A two-time first-team All-ECC selection, Sischo has set new team benchmarks for points scored by a freshman (462) and sophomore (585), and also became just the sixth player in team history to average a double-double (20.9 ppg, 10.1 rpg) for an entire season.

Through 27 games this year, Sischo is averaging monster numbers (24.2 ppg, 11.2 rpg, 1.2 bpg, 63.8% FG). He's posted 20 games of 20+ points and has topped 30 points five times. He ranks second in double-doubles (18), fourth in rebounding and made field goals (250), ninth in scoring and 10th in field goal percentage among the NCAA Division II national leaders. Already this season, he's been named to the SCB National Hall of Fame Classic all-tournament team, MVP of the ECC-CACC Challenge, a two-time ECC Defensive Player of the Week, a five-time ECC Player of the Week and a two-time U.S. Basketball Writers Association Men's Division II National Player of the Week.

### **DOUBLE-DOUBLE YOUR DELIGHTMENT**

Andrew Sischo has been a double-double machine this season, racking up 18 of them through his first 27 games, a total that presently is two off the national lead. He opened the season with seven consecutive double-doubles, and has four this season that include 30-point outputs. Sischo, who ranked sixth nationally with 17 double-doubles last season, has totaled 43 double-doubles in 85 career games - the most for a Daemen player since Gerald Beverly totaled 46 in his career spanning 2011-15.

### **CLIMBING THE LADDER**

With each passing game, Andrew Sischo continues to climb among Daemen's all-time statistical leaders. In 85 career games, Sischo has totaled 1,700 points and 847 rebounds. He stands as one of only three players in program history with at least 1,600 points and 800 rebounds. He ranks sixth all-time in scoring, fourth in career rebounding, second in made field goals (674) and seventh in blocked shots (85).

### **AMONG THE BEST**

Andrew Sischo has been named to the Bevo Francis Award Top 50 Watch List by Small College Basketball, a national organization which highlights the accomplishments of non-NCAA Division I basketball teams and student-athletes. The Bevo Francis Award is named for the former basketball star at Rio Grande College who averaged 50.1 points per game during the 1952-53 season. It is awarded to the player who is deemed to have had the finest season within Small College Basketball, which consists of NCAA Divisions II and III as well as the National Association of Intercollegiate Athletics, United States Collegiate Athletic Association and National Christian College Athletic Association.

### **SEEING RED-BAND**

Over the course of his career, forward Jeff Redband has established himself as one of Daemen's all-time great players. A two-time All-ECC pick, including a second-team selection last season, Redband has appeared in all 116 games since the start of the 2016-17 season, making 113 starts and helping Daemen to an 87-29 record. He is one of only three players in team history with 1,300 points, 500 rebounds and 90 blocked shots. He has produced 13 games of 20+ points in his career, including six this season as he's averaged 13.7 points, 3.9 rebounds and 1.0 blocks per game.

### **BOMBS AWAY**

In Daemen's win at Roberts Wesleyan on Feb. 1, Jeff Redband became the program's all-time leader in three-point field goals, breaking Brian Montanaro's record of 288. Redband, now with 310 three-pointers in his career, is the first Daemen player with 60 or more three-pointers in four-straight seasons since Montanaro did so 2002-06. He has made at least one three-pointer in 58 of the last 62 games, and has made five or more 22 times in his career. He leads the team and ECC with 94 three-pointers this season, a total that also ranks 14th nationally. He's hitting shots at an efficient clip as Redband also ranks first in the ECC and 15th nationally in three-point shooting percentage (.461). Redband stands third all-time in ECC history for career three-pointers, 24 shy of record-holder Mike Kuhens of Queens.

### **BREAKOUT BREON**

Senior guard Breon Harris was inserted into the starting lineup midway through the 2017-18 season, and has gone on to help Daemen win 63 of their 77 games since then. He's been a third-team All-ECC selection in each of the last two seasons, and has also earned ECC Championships all-tournament team honors twice in his career. Harris swiped 70 steals as a sophomore, the third-highest single-season total in team history and making him the first player with at least 70 since Russell John totaled 73 in 1990-91. He added 53 steals to his career total last season, becoming just the fifth player to lead the Wildcats in steals at least twice, and the first player with 50+ steals in consecutive seasons since Mark Coppola in 2011-12 and 2012-13. He was named to the ECC-CACC Challenge all-tournament team for the second-straight year after averaging 14.5 points, 9.0 rebounds and 6.5 assists in Daemen wins over Felician and Nyack. Those contributions included the first double-double of his career, as he totaled 11 points and a career-high 11 boards vs. Nyack. He's topped 20 points four times this season, including Nov. 23 vs. Wilmington when he hit the go-ahead three-pointer with just over 30 seconds remaining. He's producing 12.8 points per game and leads the team in steals (45) this season. Harris, who recently became just the ninth player in team history to reach 150 career steals, has totaled 958 points, 330 rebounds, 224 assists and 171 steals in 94 career games played.

### **SHINING STAR-KIS**

Redshirt senior guard Jay Sarkis has been a fixture in the Daemen lineup since arriving on campus in 2015. Sarkis has appeared in 108 of a possible 117 games (excluding a redshirt season in 2016-17), while making 102 starts. He's recorded at least one three-pointer in 89 games, totaling 193 triples in his career (6th in team history). He's just the sixth player in program history with at least 190 three-point field goals. Sarkis contributed 8.2 points and a team-best 3.1 assists per game in 2018-19. His finest season came a year earlier when he put up career-highs in points (372), assists (106) and rebounds (86), and finished the season ranking among the ECC's top-five statistical leaders in minutes (3rd), minutes per game (5th), three-point field goals (4th), three-point shooting percentage (5th) and assists (3rd). Sarkis is the 26th member of Daemen's 1,000 point club, and just the fifth to also have 300 career assists. He has totaled 1,032 points and 322 assists in his career. He recently moved past Mark Rouse for sixth place on Daemen's career assists list. Sarkis is seeing 32.8 minutes per game, and producing 8.9 points and 3.2 assists per outing this season.

### **WALK WITH WALLACE**

Redshirt senior wing Joey Wallace is the most experienced of Daemen's 10 newcomers this season. The son of former Syracuse star and NBA veteran John Wallace, Joey Wallace came to Daemen with 85 games of Division II experience under his belt across parts of four seasons playing for Southern Connecticut State. The Rochester native contributed 8.7 points and 5.1 rebounds per game across his tenure there. He's made an immediate impact here with the Wildcats, starting 26 games and producing 11.6 points, 6.3 rebounds, and 3.6 assists per game. He's had 15 games with 10+ points, including 19 vs. nationally-ranked West Liberty on Nov. 16. He's also making

his mark at the defensive end, routinely matching up with the opposition's top perimeter player. Wallace has twice been named the ECC Defensive Player of the Week this season. Including his time at Southern Connecticut, Wallace has totaled 1,068 points, 605 rebounds and 374 assists. He scored 21 points, including the 1,000th of his career, in Daemen's win at Roberts Wesleyan on Feb. 1.

### **FRESH FACES**

The Wildcats welcome 10 new players to the fold this season to round out a large 20-player roster. Buffalo natives Donte Williams and Kyle Harris are proven college players. Williams, a 6'4" guard/forward, has one season of remaining eligibility following previous stops at Southeastern Iowa Community College and California University (Pa.). He averaged 10.7 points and 5.2 rebounds per game for the Vulcans last season. Harris comes over after a prolific junior college career at Erie Community College where he played for head coach Alex Nwora, a Daemen graduate and inductee of the Daemen Hall of Fame. Harris brings a winning pedigree (47-17 record at ECC) and tremendous three-point shooting ability (166 three-pointers in the last two seasons) to the Wildcats. Big man Chris Luke (7'0", Jr., C) gives the Wildcats some depth at the center position. Freshmen Keith Slack and Ryan Salzberg are expected to compete for minutes in the backcourt.

### **REPRESSING THE REDHAWKS**

Daemen has won 19-straight (and 26 of the last 27) meetings with Roberts Wesleyan. It ranks as Daemen's longest active winning streak against any single opponent, and one of three that have reached double figures (also 14-straight vs. Mercy, 16-straight vs. Houghton). Eleven of the last 19 meetings have been decided by nine points or fewer. The closest margin was a 98-96 final on Jan. 12, 2016 when Daemen erased a 22-point deficit with just over six minutes to play, riding the strong play of Rochester native Torrence Dyck who finished with a career-high 35 points. The streak also includes one overtime game, a 77-72 final on Nov. 26, 2013 which was Daemen's first-ever ECC victory.

### **TOURNAMENT TESTED**

After facing St. Anselm on New Year's Day, Daemen has now played games against six teams that advanced to the NCAA tournament last season: St. Anselm, St. Thomas Aquinas, Le Moyne, West Liberty, Mercyhurst, and Northwest Missouri State. Of those teams, five reached at least the Sweet 16, three won their regional championships and advanced to the Elite 8, two went to the Final 4, and of course NMSU completed a perfect season by winning the national title. The Wildcats are 4-3 against NCAA tournament teams so far this season, earning wins over defending Atlantic Region champion Mercyhurst, Atlantic Region finalist West Liberty, Le Moyne and St. Thomas Aquinas. Losses have come against defending national champion Northwest Missouri State, East Region finalist St. Thomas Aquinas and defending East Region champion St. Anselm.

**SEASON RECORDS**

<b>POINTS</b>				<b>THREE-POINT FIELD GOALS</b>				<b>REBOUNDS</b>			
1.	Rob Robinson	767	1990-91	1.	David Skolen	114	1989-90	1.	Jim Chapman	394	1988-89
2.	David Skolen	699	1989-90	2.	<b>Jeff Redband</b>	<b>94</b>	<b>2019-20</b>	2.	Gerald Beverly	373	2014-15
3.	<b>Andrew Sischo</b>	<b>653</b>	<b>2019-20</b>	3.	Kharmen Wingard	86	2003-04	3.	Alex Nwora	347	1991-92
4.	Russell John	629	1990-91	4.	Brian Montanaro	84	2004-05	4.	Brian Pettit	329	1996-97
5.	Gerald Beverly	620	2014-15	5.	Pete Loney	83	2008-09	5.	Alex Nwora	313	1992-93
6.	Torrence Dyck	612	2015-16	6.	<b>Jeff Redband</b>	<b>79</b>	<b>2018-19</b>	6.	Alex Nwora	312	1990-91
7.	Chris Lewis	611	1989-90	7.	Russell John	78	1990-91	7.	<b>Andrew Sischo</b>	<b>303</b>	<b>2019-20</b>
8.	Brian Montanaro	592	2005-06	8.	Donjuan Tyson	77	2006-07	8.	Brian Pettit	288	1995-96
9.	<b>Andrew Sischo</b>	<b>585</b>	<b>2018-19</b>	9.	Gabriel Marshall	76	2003-04	9.	Chris Lewis	287	1989-90
10.	Rob Robinson	567	1989-90		Kharmen Wingard	76	2004-05	10.	<b>Andrew Sischo</b>	<b>283</b>	<b>2018-19</b>
<b>POINTS PER GAME</b>				<b>THREE-POINT % (min. 1 3PT/game)</b>				<b>REBOUNDS PER GAME</b>			
1.	Rob Robinson	25.6	1990-91	1.	David Skolen	.557	1986-87	1.	Jim Chapman	14.1	1988-89
2.	Torrence Dyck	21.9	2015-16	2.	Marty Lange	.524	1997-98	2.	Gerald Beverly	12.0	2014-15
3.	David Skolen	21.8	1989-90	3.	Mike Maisto	.500	2007-08	3.	Alex Nwora	11.6	1992-93
	Ralph Henderson	21.8	1987-8		Jesse Lalka	.500	2015-16		Alex Nwora	11.6	1991-92
5.	Russell John	21.0	1990-91	5.	David Skolen	.491	1989-90	5.	Brian Pettit	10.6	1996-97
6.	Ralph Henderson	20.5	1986-87	6.	David Skolen	.477	1988-89	6.	Alex Nwora	10.4	1990-91
7.	<b>Andrew Sischo</b>	<b>20.9</b>	<b>2018-19</b>	7.	Kevin Lange	.461	2002-03	7.	Sandy Finney	10.2	1995-96
8.	Gerald Beverly	20.0	2014-15		Jay Sarkis	.461	2015-16	8.	Sandy Finney	10.1	1994-95
9.	Alex Nwora	19.6	1992-93	9.	Brian Montanaro	.452	2004-05		<b>Andrew Sischo</b>	<b>10.1</b>	<b>2018-19</b>
10.	Torrence Dyck	19.3	2014-15	10.	<b>Jeff Redband</b>	<b>.450</b>	<b>2016-17</b>	10.	Gerald Beverly	10.0	2013-14
<b>FIELD GOALS</b>				<b>FREE THROWS</b>				<b>ASSISTS</b>			
1.	Chris Lewis	257	1989-90	1.	Rob Robinson	282	1990-91	1.	Mark Coppola	203	2012-13
2.	<b>Andrew Sischo</b>	<b>250</b>	<b>2019-20</b>	2.	Gerald Beverly	180	2014-15		Derrick Henry	203	1988-89
3.	David Skolen	247	1989-90	3.	Rob Robinson	176	1991-92	3.	Rob Robinson	187	1990-91
4.	Rob Robinson	231	1990-91	4.	Alex Nwora	161	1992-93	4.	Rob Robinson	186	1989-90
5.	<b>Andrew Sischo</b>	<b>229</b>	<b>2018-19</b>	5.	Joe Olsen	148	2005-06	5.	Mark Coppola	161	2011-12
6.	Gerald Beverly	219	2014-15	6.	<b>Andrew Sischo</b>	<b>142</b>	<b>2019-20</b>	6.	Tim Foley	157	1994-95
7.	Russell John	218	1990-91		Rob Robinson	142	1989-90	7.	Mark Coppola	154	2013-14
8.	Torrence Dyck	217	2015-16	8.	Monty Montgomery	140	2000-01	8.	Steve Chandler	152	2003-04
9.	Rob Robinson	205	1989-90	9.	Jonathan Walker	139	2002-03	9.	Steve Chandler	147	2002-03
10.	Gerald Beverly	200	2013-14	10.	Jonathan Walker	134	2001-02	10.	Russell John	139	1991-92
<b>FIELD GOAL % (min. 150 made)</b>				<b>FREE THROW % (min. 100 made)</b>				<b>STEALS</b>			
1.	Stefan Van Duluitgaarden	.661	1991-92	1.	David Skolen	.850	1989-90	1.	Derrick Henry	74	1988-89
2.	Chris Lewis	.624	1989-90		Todd Zielinski	.850	1996-97	2.	Russell John	73	1990-91
3.	Brian Harmon	.610	1986-87	3.	Kevin Lange	.844	2002-03	3.	<b>Breon Harris</b>	<b>70</b>	<b>2017-18</b>
4.	Gerald Beverly	.607	2014-15	4.	Rob Robinson	.827	1991-92	4.	Casey Sheehan	68	2012-13
5.	Brian Pettit	.605	1998-99	5.	David Skolen	.823	1988-89	5.	Devon Dawson	67	2007-08
6.	Chris Lewis	.603	1988-89	6.	Mark Rouse	.806	2001-02	6.	Anibal Soler	66	1999-00
7.	Gerald Beverly	.597	2012-13	7.	Monty Montgomery	.790	1997-98	7.	Eder Joseph	62	1999-00
8.	<b>Andrew Sischo</b>	<b>.586</b>	<b>2018-19</b>	8.	Rob Robinson	.789	1989-90	8.	Jorge Ebanks	61	2009-10
9.	Darnell Jackson	.576	2003-04	9.	Brian Montanaro	.783	2005-06	9.	Dewan Stroud	60	2006-07
	Ajay Rutledge	.576	2008-09	10.	Monty Montgomery	.782	2000-01	10.	Therreon Blackwell	59	2004-05
									Rob Robinson	59	1990-91
								<b>BLOCKS</b>			
								1.	Ron Wright	119	2005-06
								2.	Ron Wright	114	2004-05
								3.	Gerald Beverly	111	2013-14
								4.	Gerald Beverly	110	2014-15
								5.	Gerald Beverly	59	2012-13
								6.	Brian Pettit	55	1998-99
								7.	Mario Torres	54	1992-93
								8.	Brian Pettit	52	1996-97
								9.	Gerald Beverly	50	2011-12
								10.	Ralph Henderson	49	1986-87



**CAREER RECORDS**

**POINTS (1,000-Point Club)**

1.	Rob Robinson	1,962	1988-92
2.	Brian Montanaro	1,920	2002-06
3.	David Skolen	1,876	1986-90
4.	Monty Montgomery	1,814	1996-01
5.	Gerald Beverly	1,799	2011-15
6.	<b>Andrew Sischo</b>	<b>1,700</b>	<b>2017-Pr.</b>
7.	Alex Nwora	1,514	1989-93
8.	Casey Sheehan	1,505	2010-14
9.	Brian Pettit	1,414	1994-99
10.	<b>Jeff Redband</b>	<b>1,396</b>	<b>2016-Pr.</b>
11.	Rob Lange	1,330	1992-96
12.	Devon Dawson	1,310	2007-12
13.	Kharmen Wingard	1,281	2002-05
14.	Jim Regan	1,241	2009-13
15.	Mark Rouse	1,172	1998-02
16.	Kevin Lange	1,152	1999-03
17.	Chris Moore	1,126	1996-00
18.	Chris Lewis	1,105	1988-90
19.	Jordan Greene	1,090	2011-15
20.	Danny McCabe	1,078	1884-98
21.	Therreon Blackwell	1,069	2002-06
22.	Russell John	1,061	1990-92
23.	Torrence Dyck	1,056	2014-16
24.	<b>Jay Sarkis</b>	<b>1,039</b>	<b>2015-Pr.</b>
25.	Deion Hamilton	1,029	2015-19
26.	Ralph Henderson	1,015	1986-88

**POINTS PER GAME**

1.	Torrence Dyck	20.7	2014-16
2.	<b>Andrew Sischo</b>	<b>20.0</b>	<b>2017-Pr.</b>
3.	Chris Lewis	18.4	1988-90
4.	Rob Robinson	17.8	1988-92
5.	Russell John	17.4	1990-92
6.	Dewan Stroud	16.8	2006-08
7.	David Skolen	16.5	1986-90
8.	Monty Montgomery	16.2	1996-01
9.	Jonathan Walker	15.3	2001-03
10.	Dom Mazzocchi	15.2	2010-12

**FIELD GOALS**

1.	David Skolen	687	1986-90
2.	<b>Andrew Sischo</b>	<b>674</b>	<b>2019-20</b>
3.	Gerald Beverly	669	2011-15
4.	Brian Montanaro	656	2002-06
	Monty Montgomery	656	1996-01
6.	Rob Robinson	640	1988-92
7.	Casey Sheehan	544	2010-14
8.	Alex Nwora	532	1989-93
9.	Brian Pettit	519	1994-99
10.	Jim Regan	477	2009-13

**FIELD GOAL % (MIN. 150 MADE)**

1.	Chris Lewis	.615	1988-90
2.	Stefan Van Duluitgaarden	.606	1990-92
3.	<b>Andrew Sischo</b>	<b>.598</b>	<b>2017-Pr.</b>
4.	Gerald Beverly	.583	2011-15
5.	Kadeem Johnson	.581	2010-14
6.	Steve Chandler	.568	2002-04
7.	Joe Olsen	.559	2004-06
8.	Darnell Jackson	.554	2003-05
9.	Ralph Henderson	.549	1986-88
10.	Brian Pettit	.543	1994-99

**THREE-POINT FIELD GOALS**

1.	<b>Jeff Redband</b>	<b>310</b>	<b>2016-Pr.</b>
2.	Brian Montanaro	288	2002-06
3.	David Skolen	279	1986-90
4.	Kharmen Wingard	237	2002-05
5.	Jordan Greene	201	2011-15
6.	<b>Jay Sarkis</b>	<b>193</b>	<b>2015-Pr.</b>
7.	Mark Rouse	183	1998-02
8.	Kevin Lange	169	1999-03
9.	Casey Sheehan	147	2010-14
10.	Russell John	143	1990-92

**THREE-POINT % (min. 50 made)**

1.	David Skolen	.487	1986-90
2.	Jesse Lalka	.463	2013-17
3.	<b>Jeff Redband</b>	<b>.441</b>	<b>2016-Pr.</b>
4.	Rob Robinson	.433	1988-92
5.	Pete Loney	.426	2007-09
6.	Adrian Baugh	.424	1999-01
7.	Brian Montanaro	.418	2002-06
8.	<b>Jay Sarkis</b>	<b>.416</b>	<b>2015-Pr.</b>
9.	Kyle Clifford	.415	2013-15
10.	Donjuan Tyson	.403	2006-07

**FREE THROWS**

1.	Rob Robinson	630	1988-92
2.	Gerald Beverly	459	2011-15
3.	Alex Nwora	441	1989-93
4.	Monty Montgomery	427	1996-01
5.	Brian Pettit	373	1994-99
6.	Rob Lange	366	1992-96
7.	<b>Andrew Sischo</b>	<b>334</b>	<b>2017-Pr.</b>
8.	Brian Montanaro	320	2002-06
9.	Devon Dawson	275	2007-12
10.	Jonathan Walker	273	2001-03

**FREE THROWS (min. 100 made)**

1.	<b>Jeff Redband</b>	<b>.880</b>	<b>2016-Pr.</b>
2.	David Skolen	.826	1986-90
3.	Arif Mehmetaj	.806	2014-17
4.	<b>Jay Sarkis</b>	<b>.798</b>	<b>2015-Pr.</b>
5.	Rob Robinson	.788	1988-92
	Mark Rouse	.788	1998-02
7.	Brian Montanaro	.786	2002-06
8.	Jaleo Wilkes	.773	2015-17
9.	Jeff Eaddy	.768	1986-90
10.	Monty Montgomery	.757	1996-01

**REBOUNDS**

1.	Alex Nwora	1,103	1989-93
2.	Gerald Beverly	1,004	2011-15
3.	Brian Pettit	991	1994-99
4.	<b>Andrew Sischo</b>	<b>847</b>	<b>2017-Pr.</b>
5.	Monty Montgomery	806	1996-01
6.	Jim Regan	587	2009-13
7.	Devon Dawson	585	2007-12
8.	Danny McCabe	570	1994-98
9.	Eder Joseph	542	1997-00
10.	Mario Torres	537	1990-94

**REBOUNDS PER GAME**

1.	<b>Andrew Sischo</b>	<b>10.0</b>	<b>2017-Pr.</b>
2.	Alex Nwora	9.3	1989-93
3.	Brian Pettit	8.7	1994-99
4.	Chris Lewis	8.5	1988-90
5.	Gerald Beverly	8.4	2011-15
6.	Steve Chandler	7.4	2002-04
7.	Monty Montgomery	7.2	1996-01
8.	Eder Joseph	6.7	1997-00
9.	Mario Torres	6.5	1990-94
	Jonathan Walker	6.5	2001-03

**ASSISTS**

1.	Mark Coppola	623	2010-14
2.	Rob Robinson	503	1988-92
3.	Casey Sheehan	470	2010-14
4.	Therreon Blackwell	438	2002-06
5.	Tim Foley	334	1990-95
6.	<b>Jay Sarkis</b>	<b>328</b>	<b>2015-Pr.</b>
7.	Mark Rouse	320	1998-02
8.	Anibal Soler	304	1997-00
9.	Steve Chandler	299	2002-04
10.	David Skolen	293	1986-90

**STEALS**

1.	Devon Dawson	198	2007-12
2.	Therreon Blackwell	185	2002-06
	Casey Sheehan	185	2010-14
4.	<b>Breon Harris</b>	<b>171</b>	<b>2016-Pr.</b>
5.	Mark Coppola	168	2010-14
6.	Anibal Soler	165	1996-00
7.	Rob Robinson	161	1988-92
	Brian Montanaro	161	2002-06
8.	Alex Nwora	154	1989-93
9.	Monty Montgomery	135	1996-01
	Mark Rouse	135	1998-02

**BLOCKS**

1.	Gerald Beverly	330	2011-15
2.	Ron Wright	233	2004-06
3.	Brian Pettit	144	1994-99
4.	Jim Regan	117	2009-13
5.	Mario Torres	102	1990-94
6.	<b>Jeff Redband</b>	<b>95</b>	<b>2016-Pr.</b>
7.	<b>Andrew Sischo</b>	<b>85</b>	<b>2017-Pr.</b>
8.	Kevin Lange	81	1999-03
9.	Ralph Henderson	79	1986-88
10.	Garyce Hervey	78	1998-00

**SINGLE GAME RECORDS**

**POINTS**

1. Rob Robinson 44 vs. Westminster (Pa.) 01/16/91

**REBOUNDS**

1. Jim Chapman 25 vs. New Jersey Inst. Of Tech. 11/26/88

**ASSISTS**

1. Rob Robinson 18 vs. Windsor 11/10/90

**BLOCKED SHOTS**

1. Gerald Beverly 12 vs. St. Thomas (Fla.) 12/17/14

**STEALS**

1. Derrick Henry 8 vs. SUNY Cortland 01/07/89

**FIELD GOALS MADE**

1. Ralph Henderson 16 vs. Waynesburg 02/06/88  
**Andrew Sischo 16 @ Molloy 02/08/19**

**FIELD GOALS ATTEMPTED**

1. Russell John 32 vs. Ramapo 11/16/90

**FREE THROWS MADE**

1. Rob Robinson 21 vs. Point Park 02/02/91

**FREE THROWS ATTEMPTED**

1. Rob Robinson 24 vs. Point Park 02/02/91

**3-POINT FIELD GOALS MADE**

1. David Skolen 12 vs. Waynesburg 11/15/89

**3-POINT FIELD GOALS ATTEMPTED**

1. David Skolen 18 vs. Waynesburg 11/15/89



**2019-20 Daemen Men's Basketball  
Season/Career Statistics  
All games**

Page 1/1  
as of Feb 27, 2020

**Summary**

Player	Season Statistics										Career Statistics									
	GP-GS	MIN/G	FG%	3FG%	FT%	R/G	A/G	STL	BLK	PTS/G	GP-GS	MIN/G	FG%	3FG%	FT%	R/G	A/G	STL	BLK	PTS/G
BASDEN, Ziv	11-0	2.0	.667	.000	.000	0.5	0.2	0	1	1.1	27-0	2.8	.741	.000	.545	1.1	0.1	2	1	1.7
BRADLEY, Ryan	16-0	9.9	.439	.091	.500	2.2	0.4	7	6	2.6	17-0	9.5	.439	.091	.500	2.1	0.4	7	6	2.4
DUAH, Jeffrey	9-1	1.5	.250	.000	.500	0.2	0.2	0	0	0.4	29-1	1.4	.154	.000	.429	0.2	0.2	0	0	0.2
HARRIS, Breon	24-22	29.1	.408	.386	.833	4.1	2.6	45	2	12.8	94-70	25.9	.422	.358	.737	3.5	2.4	170	25	10.2
HARRIS, Kyle	28-9	18.8	.407	.343	.833	2.9	1.1	7	5	4.5	28-9	18.8	.407	.343	.833	2.9	1.1	7	5	4.5
HINES, Da'Shawn	10-0	1.6	1.000	1.000	.000	0.0	0.2	1	0	0.5	21-0	1.0	.667	.500	1.000	0.0	0.1	2	0	0.5
HOLT, Tajmin	28-0	9.6	.392	.292	.375	1.3	0.7	14	12	2.4	32-0	8.5	.392	.292	.375	1.1	0.6	14	12	2.1
LUKE, Chris	23-2	3.8	.632	.000	.667	1.2	0.1	1	1	1.1	23-2	3.8	.632	.000	.667	1.2	0.1	1	1	1.1
REDBAND, Jeff	28-28	32.4	.457	.461	.934	3.9	1.3	30	28	13.7	116-113	30.4	.450	.441	.880	4.5	1.5	101	95	12.0
SALZBERG, Ryan	19-0	4.6	.563	.500	.667	0.5	0.3	6	1	1.3	19-0	4.6	.563	.500	.667	0.5	0.3	6	1	1.3
SARKIS, Jay	26-26	32.8	.406	.377	.619	2.3	3.2	22	1	8.9	108-102	30.9	.429	.418	.798	2.6	3.0	75	2	9.6
SISCHO, Andrew	27-25	33.8	.638	.458	.724	11.2	1.5	24	32	24.2	85-69	28.8	.598	.367	.709	10.0	1.2	59	85	20.0
SLACK, Keith	12-1	14.5	.446	.415	1.000	1.6	1.2	4	0	6.3	12-1	14.5	.446	.415	1.000	1.6	1.2	4	0	6.3
WALLACE, Joey	27-26	30.1	.439	.310	.727	6.3	3.6	30	4	11.6	27-26	30.1	.439	.310	.727	6.3	3.6	30	4	11.6
WILLIAMS, Donte'	13-0	6.6	.545	.417	.000	0.9	0.3	1	2	2.2	13-0	6.6	.545	.417	.000	0.9	0.3	1	2	2.2

**Scoring**

Player	Season Statistics								Career Statistics							
	FG-FGA	FG%	3FG-3FGA	3FG%	FT-FTA	FT%	PTS	PTS/G	FG-FGA	FG%	3FG-3FGA	3FG%	FT-FTA	FT%	PTS	PTS/G
BASDEN, Ziv	6-9	.667	0-1	.000	0-0	.000	12	1.1	20-27	.741	0-2	.000	6-11	.545	46	1.7
BRADLEY, Ryan	18-41	.439	1-11	.091	4-8	.500	41	2.6	18-41	.439	1-11	.091	4-8	.500	41	2.4
DUAH, Jeffrey	1-4	.250	0-0	.000	2-4	.500	4	0.4	2-13	.154	0-2	.000	3-7	.429	7	0.2
HARRIS, Breon	106-260	.408	44-114	.386	50-60	.833	306	12.8	335-793	.422	128-358	.358	160-217	.737	958	10.2
HARRIS, Kyle	44-108	.407	23-67	.343	15-18	.833	126	4.5	44-108	.407	23-67	.343	15-18	.833	126	4.5
HINES, Da'Shawn	2-2	1.000	1-1	1.000	0-0	.000	5	0.5	4-6	.667	1-2	.500	1-1	1.000	10	0.5
HOLT, Tajmin	29-74	.392	7-24	.292	3-8	.375	68	2.4	29-74	.392	7-24	.292	3-8	.375	68	2.1
LUKE, Chris	12-19	.632	0-0	.000	2-3	.667	26	1.1	12-19	.632	0-0	.000	2-3	.667	26	1.1
REDBAND, Jeff	116-254	.457	94-204	.461	57-61	.934	383	13.7	462-1027	.450	310-703	.441	162-184	.880	1396	12.0
SALZBERG, Ryan	9-16	.563	5-10	.500	2-3	.667	25	1.3	9-16	.563	5-10	.500	2-3	.667	25	1.3
SARKIS, Jay	80-197	.406	46-122	.377	26-42	.619	232	8.9	334-778	.429	193-462	.418	178-223	.798	1039	9.6
SISCHO, Andrew	250-392	.638	11-24	.458	142-196	.724	653	24.2	674-1128	.598	18-49	.367	334-471	.709	1700	20.0
SLACK, Keith	25-56	.446	17-41	.415	8-8	1.000	75	6.3	25-56	.446	17-41	.415	8-8	1.000	75	6.3
WALLACE, Joey	107-244	.439	26-84	.310	72-99	.727	312	11.6	107-244	.439	26-84	.310	72-99	.727	312	11.6
WILLIAMS, Donte'	12-22	.545	5-12	.417	0-0	.000	29	2.2	12-22	.545	5-12	.417	0-0	.000	29	2.2

**Totals**

Player	Season Statistics									Career Statistics								
	O-REB	D-REB	TOTAL	PF	FO	A	TO	A/TO		O-REB	D-REB	TOTAL	PF	FO	A	TO	A/TO	
BASDEN, Ziv	2	3	5	6	0	2	2	1.0		12	17	29	13	0	3	7	0.4	
BRADLEY, Ryan	11	24	35	29	0	7	16	0.4		11	24	35	29	0	7	16	0.4	
DUAH, Jeffrey	0	2	2	0	0	2	1	2.0		2	4	6	2	0	7	4	1.8	
HARRIS, Breon	18	81	99	62	1	63	69	0.9		55	275	330	191	5	225	220	1.0	
HARRIS, Kyle	12	70	82	48	1	31	26	1.2		12	70	82	48	1	31	26	1.2	
HINES, Da'Shawn	0	0	0	0	0	2	0	0.0		0	1	1	1	0	3	1	3.0	
HOLT, Tajmin	12	23	35	24	0	20	23	0.9		12	23	35	24	0	20	23	0.9	
LUKE, Chris	12	15	27	23	0	2	6	0.3		12	15	27	23	0	2	6	0.3	
REDBAND, Jeff	20	88	108	46	0	37	42	0.9		132	390	522	220	4	178	157	1.1	
SALZBERG, Ryan	2	7	9	6	0	6	0	0.0		2	7	9	6	0	6	0	0.0	
SARKIS, Jay	5	56	61	22	0	84	59	1.4		31	255	286	150	3	329	233	1.4	
SISCHO, Andrew	117	186	303	86	1	41	91	0.5		312	534	846	229	1	99	214	0.5	
SLACK, Keith	2	17	19	9	0	14	10	1.4		2	17	19	9	0	14	10	1.4	
WALLACE, Joey	41	129	170	70	1	96	69	1.4		41	129	170	70	1	96	69	1.4	
WILLIAMS, Donte'	3	9	12	10	0	4	6	0.7		3	9	12	10	0	4	6	0.7	





**2019-20 Daemen Men's Basketball**  
**Season Box Score**  
**All games**

Page 1/1  
as of Feb 27, 2020

**Game Records**

Record	Overall	Home	Away	Neutral
ALL GAMES	22-6	14-1	7-4	1-1
CONFERENCE	11-3	7-1	4-2	0-0
NON-CONFERENCE	11-3	7-0	3-2	1-1

**Team Box Score**

No.	Player				Total		3-Point		F-Throw		Rebounds													
		GP-GS	MIN	AVG	FG-FGA	FG%	3FG-FGA	3FG%	FT-FTA	FT%	OFF	DEF	TOT	AVG	PF	DQ	A	TO	BLK	STL	PTS	AVG		
22	SISCHO, Andrew	27-25	913:15	33.8	250-392	.638	11-24	.458	142-196	.724	117	186	303	11.2	86	1	41	91	32	24	653	24.2		
44	REDBAND, Jeff	28-28	906:12	32.4	116-254	.457	94-204	.461	57-61	.934	20	88	108	3.9	46	0	37	42	28	30	383	13.		
2	HARRIS, Breon	24-22	699:33	29.1	106-260	.408	44-114	.386	50-60	.833	18	81	99	4.1	62	1	63	69	2	45	306	12.8		
23	WALLACE, Joey	27-26	813:06	30.1	107-244	.439	26-84	.310	72-99	.727	41	129	170	6.3	70	1	96	69	4	30	312	11.6		
5	SARKIS, Jay	26-26	853:23	32.8	80-197	.406	46-122	.377	26-42	.619	5	56	61	2.3	22	0	84	59	1	22	232	8.9		
15	SLACK, Keith	12-1	173:44	14.5	25-56	.446	17-41	.415	8-8	1.000	2	17	19	1.6	9	0	14	10	0	4	75	6.3		
12	HARRIS, Kyle	28-9	525:44	18.8	44-108	.407	23-67	.343	15-18	.833	12	70	82	2.9	48	1	31	26	5	7	126	4.5		
25	BRADLEY, Ryan	16-0	159:04	9.9	18-41	.439	1-11	.091	4-8	.500	11	24	35	2.2	29	0	7	16	6	7	41	2.6		
3	HOLT, Tajmin	28-0	267:30	9.6	29-74	.392	7-24	.292	3-8	.375	12	23	35	1.3	24	0	20	23	12	14	68	2.4		
10	WILLIAMS, Donte'	13-0	86:02	6.6	12-22	.545	5-12	.417	0-0	.000	3	9	12	0.9	10	0	4	6	2	1	29	2.2		
20	SALZBERG, Ryan	19-0	87:58	4.6	9-16	.563	5-10	.500	2-3	.667	2	7	9	0.5	6	0	6	0	1	6	25	1.3		
34	LUKE, Chris	23-2	88:09	3.8	12-19	.632	0-0	.000	2-3	.667	12	15	27	1.2	23	0	2	6	1	1	26	1.1		
24	BASDEN, Ziv	11-0	22:17	2.0	6-9	.667	0-1	.000	0-0	.000	2	3	5	0.5	6	0	2	2	1	0	12	1.1		
14	HINES, Da'Shawn	10-0	15:56	1.6	2-2	1.000	1-1	1.000	0-0	.000	0	0	0	0.0	0	0	2	0	0	1	5	0.5		
4	DUAH, Jeffrey	9-1	13:08	1.5	1-4	.250	0-0	.000	2-4	.500	0	2	2	0.2	0	0	2	1	0	0	4	0.4		
Team											28	45	73					6						
Total		28	5625		817-1698	.481	280-715	.392	383-510	.751	285	755	1040	37.1	441	4	411	426	95	192	2297	82.0		
Opponents		28	5625		766-1746	.439	238-697	.341	299-409	.731	261	659	920	32.9	515	9	361	416	73	213	2069	73.9		

**Score by Periods**

Team	1st	2nd	OT	TOT
Daemen	1103	1184	10	2297
Opponents	968	1094	7	2069



2019-20 Daemen Men's Basketball  
Overall Team Statistics  
All games

Page 1/1  
as of Feb 27, 2020

Team Statistics

	DAEMEN	OPP
<b>Scoring</b>	<b>2297</b>	<b>2069</b>
Points per game	82.0	73.9
Scoring margin	+8.1	-
<b>Field goals-att</b>	<b>817-1698</b>	<b>766-1746</b>
Field goal pct	.481	.439
<b>3 point fg-att</b>	<b>280-715</b>	<b>238-697</b>
3-point FG pct	.392	.341
3-pt FG made per game	10.0	8.5
<b>Free throws-att</b>	<b>383-510</b>	<b>299-409</b>
Free throw pct	.751	.731
F-Throws made per game	13.7	10.7
<b>Rebounds</b>	<b>1040</b>	<b>920</b>
Rebounds per game	37.1	32.9
Rebounding margin	+4.3	-
<b>Assists</b>	<b>411</b>	<b>361</b>
Assists per game	14.7	12.9
<b>Turnovers</b>	<b>426</b>	<b>416</b>
Turnovers per game	15.2	14.9
Turnover margin	-0.4	-
Assist/turnover ratio	1.0	0.9
<b>Steals</b>	<b>192</b>	<b>213</b>
Steals per game	6.9	7.6
<b>Blocks</b>	<b>95</b>	<b>73</b>
Blocks per game	3.4	2.6
<b>Winning streak</b>	<b>4</b>	<b>-</b>
Home win streak	5	-
<b>Attendance</b>	<b>3656</b>	<b>2400</b>
Home games-Avg/Game	15-244	11-218
Neutral site-Avg/Game	-	2-1145

Score by Periods

Team	1st	2nd	OT	TOT
Daemen	1103	1184	10	2297
Opponents	968	1094	7	2069



**2019-20 Daemen Men's Basketball  
Season Schedule/Results & Leaders  
All games**

Page 1/1  
as of Feb 27, 2020

**Game Records**

Record	Overall	Home	Away	Neutral
ALL GAMES	22-6	14-1	7-4	1-1
CONFERENCE	11-3	7-1	4-2	0-0
NON-CONFERENCE	11-3	7-0	3-2	1-1

**Team Results**

Date	Opponent		Score	Att.	High Points	High Rebounds
11/01/2019	vs Northwest Mo. St.	L	65-85	685	(24) SISCHO, Andrew	(15) SISCHO, Andrew
11/02/2019	vs Missouri Western	W	68-64	1604	(15) REDBAND, Jeff	(12) SISCHO, Andrew
11/08/2019	Felician	W	95-80	450	(31) SISCHO, Andrew	(19) SISCHO, Andrew
11/09/2019	Nyack	W	80-74	380	(34) SISCHO, Andrew	(17) SISCHO, Andrew
11/14/2019	Mercyhurst	W	67-65	375	(22) SISCHO, Andrew	(11) SISCHO, Andrew
11/16/2019	West Liberty	W	98-83	408	(29) SISCHO, Andrew	(18) SISCHO, Andrew
11/19/2019	Le Moyne	W	89-79	384	(27) SISCHO, Andrew	(11) SISCHO, Andrew
11/23/2019	Wilmington (DE)	W	83-81	1025	(24) SISCHO, Andrew	(8) SISCHO, Andrew
						(8) WALLACE, Joey
11/30/2019	at USciences	W	83-57	110	(25) REDBAND, Jeff	(20) SISCHO, Andrew
12/04/2019	Salem (WV)	W	89-59	245	(34) SISCHO, Andrew	(12) SISCHO, Andrew
12/07/2019	Roberts Wesleyan	W	96-70	389	(27) SISCHO, Andrew	(11) SISCHO, Andrew
12/13/2019	at Mercy	W	103-59	114	(26) SISCHO, Andrew	(12) WALLACE, Joey
12/15/2019	at St. Thomas Aquinas	L	80-87	137	(30) SISCHO, Andrew	(13) SISCHO, Andrew
12/19/2019	at Saint Rose	W	96-88	119	(34) SISCHO, Andrew	(7) SISCHO, Andrew
01/01/2020	at St. Anselm	L	59-87	312	(18) SISCHO, Andrew	(13) SISCHO, Andrew
01/02/2020	at Saint Michael's	W	72-68	334	(24) SISCHO, Andrew	(8) HARRIS, Breon
01/04/2020	at Stonehill	L	76-82	188	(23) HARRIS, Breon	(8) SISCHO, Andrew
01/10/2020	Queens (NY)	W	65-57	0	(23) WALLACE, Joey	(11) LUKE, Chris
01/12/2020	Bridgeport	L	64-67	0	(28) SISCHO, Andrew	(11) SISCHO, Andrew
01/19/2020	at Dist. Columbia	W	65-61	0	(22) SISCHO, Andrew	(10) SISCHO, Andrew
01/24/2020	Molloy	W	91-83	0	(26) REDBAND, Jeff	(11) SISCHO, Andrew
01/26/2020	New York Tech	W	92-57	0	(19) SISCHO, Andrew	(8) HARRIS, Kyle
02/01/2020	at Roberts Wesleyan	W	93-73	700	(23) REDBAND, Jeff	(10) SISCHO, Andrew
02/07/2020	at Bridgeport	L	74-83	307	(24) REDBAND, Jeff	(7) SISCHO, Andrew
						(7) REDBAND, Jeff
02/09/2020	at Queens (NY)	W	84-74	79	(25) SISCHO, Andrew	(12) SISCHO, Andrew
02/14/2020	St. Thomas Aquinas	W	81-77	0	(20) HARRIS, Breon	(11) WALLACE, Joey
02/16/2020	Mercy	W	96-79	0	(22) SARKIS, Jay	(14) WALLACE, Joey
02/21/2020	Dist. Columbia	Wot	93-90	0	(27) SISCHO, Andrew	(10) WALLACE, Joey

**Attendance Summary**

	Games	Attend	Avg/Game
Home	15	3656	244
Away	11	2400	218
Neutral	2	2289	1145
<b>Total</b>	<b>28</b>	<b>8345</b>	<b>298</b>





# 2019-20 Daemen Men's Basketball Combined Team Statistics All games

Page 1/1  
as of Feb 27, 2020

## Game Records

Record	Overall	Home	Away	Neutral
ALL GAMES	22-6	14-1	7-4	1-1
CONFERENCE	11-3	7-1	4-2	0-0
NON-CONFERENCE	11-3	7-0	3-2	1-1

## Score by Periods

Team	1st	2nd	OT	TOT
Daemen	1103	1184	10	2297
Opponents	968	1094	7	2069

## Team Box Score

No.	Player				Total		3-Point		F-Throw		Rebounds														
		GP-GS	MIN	AVG	FG-FGA	FG%	3FG-FGA	3FG%	FT-FTA	FT%	OFF	DEF	TOT	AVG	PF	DQ	A	TO	BLK	STL	PTS	AVG			
22	SISCHO, Andrew	27-25	913:15	33.8	250-392	.638	11-24	.458	142-196	.724	117	186	303	11.2	86	1	41	91	32	24	653	24.2			
44	REDBAND, Jeff	28-28	906:12	32.4	116-254	.457	94-204	.461	57-61	.934	20	88	108	3.9	46	0	37	42	28	30	383	13.7			
2	HARRIS, Breon	24-22	699:33	29.1	106-260	.408	44-114	.386	50-60	.833	18	81	99	4.1	62	1	63	69	2	45	306	12.8			
23	WALLACE, Joey	27-26	813:06	30.1	107-244	.439	26-84	.310	72-99	.727	41	129	170	6.3	70	1	96	69	4	30	312	11.6			
5	SARKIS, Jay	26-26	853:23	32.8	80-197	.406	46-122	.377	26-42	.619	5	56	61	2.3	22	0	84	59	1	22	232	8.9			
15	SLACK, Keith	12-1	173:44	14.5	25-56	.446	17-41	.415	8-8	1.000	2	17	19	1.6	9	0	14	10	0	4	75	6.3			
12	HARRIS, Kyle	28-9	525:44	18.8	44-108	.407	23-67	.343	15-18	.833	12	70	82	2.9	48	1	31	26	5	7	126	4.5			
25	BRADLEY, Ryan	16-0	159:04	9.9	18-41	.439	1-11	.091	4-8	.500	11	24	35	2.2	29	0	7	16	6	7	41	2.6			
3	HOLT, Tajmin	28-0	267:30	9.6	29-74	.392	7-24	.292	3-8	.375	12	23	35	1.3	24	0	20	23	12	14	68	2.4			
10	WILLIAMS, Donte'	13-0	86:02	6.6	12-22	.545	5-12	.417	0-0	.000	3	9	12	0.9	10	0	4	6	2	1	29	2.2			
20	SALZBERG, Ryan	19-0	87:58	4.6	9-16	.563	5-10	.500	2-3	.667	2	7	9	0.5	6	0	6	0	1	6	25	1.3			
34	LUKE, Chris	23-2	88:09	3.8	12-19	.632	0-0	.000	2-3	.667	12	15	27	1.2	23	0	2	6	1	1	26	1.1			
24	BASDEN, Ziv	11-0	22:17	2.0	6-9	.667	0-1	.000	0-0	.000	2	3	5	0.5	6	0	2	2	1	0	12	1.1			
14	HINES, Da'Shawn	10-0	15:56	1.6	2-2	1.000	1-1	1.000	0-0	.000	0	0	0	0.0	0	0	2	0	0	1	5	0.5			
4	DUAH, Jeffrey	9-1	13:08	1.5	1-4	.250	0-0	.000	2-4	.500	0	2	2	0.2	0	0	2	1	0	0	4	0.4			
Team											28	45	73					6							
Total		28	5625		817-1698	.481	280-715	.392	383-510	.751	285	755	1040	37.1	441	4	411	426	95	192	2297	82.0			
Opponents		28	5625		766-1746	.439	238-697	.341	299-409	.731	261	659	920	32.9	515	9	361	416	73	213	2069	73.9			

## Team Statistics

	DAEMEN	OPP
<b>Scoring</b>	<b>2297</b>	<b>2069</b>
Points per game	82.0	73.9
Scoring margin	+8.1	-
<b>Field goals-att</b>	<b>817-1698</b>	<b>766-1746</b>
Field goal pct	.481	.439
<b>3 point fg-att</b>	<b>280-715</b>	<b>238-697</b>
3-point FG pct	.392	.341
3-pt FG made per game	10.0	8.5
<b>Free throws-att</b>	<b>383-510</b>	<b>299-409</b>
Free throw pct	.751	.731
F-Throws made per game	13.7	10.7
<b>Rebounds</b>	<b>1040</b>	<b>920</b>
Rebounds per game	37.1	32.9
Rebounding margin	+4.3	-
<b>Assists</b>	<b>411</b>	<b>361</b>
Assists per game	14.7	12.9
<b>Turnovers</b>	<b>426</b>	<b>416</b>
Turnovers per game	15.2	14.9
Turnover margin	-0.4	-
Assist/turnover ratio	1.0	0.9
<b>Steals</b>	<b>192</b>	<b>213</b>
Steals per game	6.9	7.6
<b>Blocks</b>	<b>95</b>	<b>73</b>
Blocks per game	3.4	2.6
<b>Winning streak</b>	<b>4</b>	<b>-</b>
Home win streak	5	-
<b>Attendance</b>	<b>3656</b>	<b>2400</b>
Home games-Avg/Game	15-244	11-218
Neutral site-Avg/Game	-	2-1145

## Team Results

Date	Opponent		Score	Att.
11/01/2019	vs Northwest Mo. St.	L	65-85	685
11/02/2019	vs Missouri Western	W	68-64	1604
11/08/2019	Felician	W	95-80	450
11/09/2019	Nyack	W	80-74	380
11/14/2019	Mercyhurst	W	67-65	375
11/16/2019	West Liberty	W	98-83	408
11/19/2019	Le Moyne	W	89-79	384
11/23/2019	Wilmington (DE)	W	83-81	1025
11/30/2019	at USciences	W	83-57	110
12/04/2019	Salem (WV)	W	89-59	245
12/07/2019	Roberts Wesleyan	W	96-70	389
12/13/2019	at Mercy	W	103-59	114
12/15/2019	at St. Thomas Aquinas	L	80-87	137
12/19/2019	at Saint Rose	W	96-88	119
01/01/2020	at St. Anselm	L	59-87	312
01/02/2020	at Saint Michael's	W	72-68	334
01/04/2020	at Stonehill	L	76-82	188
01/10/2020	Queens (NY)	W	65-57	0
01/12/2020	Bridgeport	L	64-67	0
01/19/2020	at Dist. Columbia	W	65-61	0
01/24/2020	Molloy	W	91-83	0
01/26/2020	New York Tech	W	92-57	0
02/01/2020	at Roberts Wesleyan	W	93-73	700
02/07/2020	at Bridgeport	L	74-83	307
02/09/2020	at Queens (NY)	W	84-74	79
02/14/2020	St. Thomas Aquinas	W	81-77	0
02/16/2020	Mercy	W	96-79	0
02/21/2020	Dist. Columbia	Wot	93-90	0



# 2019-20 Daemen Men's Basketball Individual Game-by-Game All games

Page 1/15  
as of Feb 27, 2020

## #2 HARRIS, Breon

Opponent	Date	GS	MIN	Total		3-Pointers		Free throws		Rebounds				PF	A	T/O	BLK	STL	PTS	AVG
				FG-FGA	PCT	3FG-3FGA	PCT	FT-FTA	PCT	OFF	DEF	TOT	AVG							
vs Northwest Mo. St.	11/01/2019	*	11:30	0-3	.000	0-3	.000	0-0	.000	0	1	1	1.0	5	0	3	0	0	0	0.0
Felician	11/08/2019	*	34:12	7-16	.438	2-6	.333	2-4	.500	2	5	7	4.0	3	6	4	0	3	18	9.0
Nyack	11/09/2019	*	31:55	4-11	.364	2-5	.400	1-2	.500	2	9	11	6.3	4	7	3	0	1	11	9.7
Mercyhurst	11/14/2019	*	21:23	1-6	.167	0-3	.000	2-2	1.000	0	1	1	5.0	4	1	4	0	0	4	8.3
West Liberty	11/16/2019	*	29:02	5-11	.455	3-6	.500	4-7	.571	0	3	3	4.6	3	2	6	0	4	17	10.0
Le Moyne	11/19/2019	*	30:44	5-14	.357	4-7	.571	0-0	.000	0	4	4	4.5	3	2	1	0	2	14	10.7
Wilmington (DE)	11/23/2019	*	29:21	7-17	.412	4-8	.500	3-4	.750	0	4	4	4.4	2	3	1	0	3	21	12.1
at Mercy	12/13/2019		21:00	5-9	.556	1-2	.500	0-0	.000	1	5	6	4.6	1	2	1	0	3	11	12.0
at St. Thomas Aquinas	12/15/2019		25:00	7-13	.538	3-7	.429	5-5	1.000	1	3	4	4.6	4	1	2	0	1	22	13.1
at Saint Rose	12/19/2019	*	27:22	7-13	.538	2-4	.500	0-0	.000	1	0	1	4.2	4	1	3	0	2	16	13.4
at St. Anselm	01/01/2020	*	24:09	2-8	.250	0-3	.000	3-3	1.000	2	6	8	4.5	1	2	4	0	0	7	12.8
at Saint Michael's	01/02/2020	*	33:00	6-12	.500	0-4	.000	4-6	.667	1	7	8	4.8	2	1	3	0	2	16	13.1
at Stonehill	01/04/2020	*	34:43	9-14	.643	5-7	.714	0-0	.000	0	0	0	4.5	1	1	3	0	4	23	13.8
Queens (NY)	01/10/2020	*	31:57	3-11	.273	2-5	.400	2-2	1.000	2	5	7	4.6	3	2	1	0	0	10	13.6
Bridgeport	01/12/2020	*	33:49	2-12	.167	0-3	.000	1-2	.500	1	3	4	4.6	4	2	5	1	3	5	13.0
at Dist. Columbia	01/19/2020	*	35:00	4-11	.364	2-3	.667	0-0	.000	1	1	2	4.4	3	3	4	0	4	10	12.8
Molloy	01/24/2020	*	25:40	1-8	.125	0-3	.000	2-2	1.000	0	6	6	4.5	2	4	1	0	2	4	12.3
New York Tech	01/26/2020	*	27:19	6-11	.545	0-3	.000	2-2	1.000	0	1	1	4.3	0	7	1	0	5	14	12.4
at Roberts Wesleyan	02/01/2020	*	26:00	5-11	.455	3-6	.500	2-2	1.000	1	2	3	4.3	4	3	1	0	1	15	12.5
at Bridgeport	02/07/2020	*	28:00	1-6	.167	1-3	.333	4-4	1.000	2	4	6	4.4	2	4	5	0	1	7	12.3
at Queens (NY)	02/09/2020	*	32:50	2-9	.222	1-3	.333	4-4	1.000	0	3	3	4.3	1	2	4	1	1	9	12.1
St. Thomas Aquinas	02/14/2020	*	35:03	5-8	.625	3-6	.500	7-7	1.000	1	4	5	4.3	3	1	5	0	0	20	12.5
Mercy	02/16/2020	*	33:33	7-15	.467	3-8	.375	0-0	.000	0	1	1	4.2	1	4	1	0	0	17	12.7
Dist. Columbia	02/21/2020	*	37:02	5-11	.455	3-6	.500	2-2	1.000	0	3	3	4.1	2	2	3	0	3	15	12.8
<b>Totals</b>			<b>22 699:33</b>	<b>106-260</b>	<b>.408</b>	<b>44-114</b>	<b>.386</b>	<b>50-60</b>	<b>.833</b>	<b>18</b>	<b>81</b>	<b>99</b>	<b>4.1</b>	<b>62</b>	<b>63</b>	<b>69</b>	<b>2</b>	<b>45</b>	<b>306</b>	<b>12.8</b>

## Player Averages

Games Played	Minutes/game	Points/game	FG Pct	3FG Pct	FT Pct	Rebounds/game	Assists/game	Turnovers/game	Assist/Turnover ratio	Steals/game	Blocks/game
24	29.1	12.8	40.8	38.6	83.3	4.1	2.6	2.9	0.9	1.9	0.1



**2019-20 Daemen Men's Basketball**  
**Individual Game-by-Game**  
**All games**

Page 2/15  
as of Feb 27, 2020

**#3 HOLT, Tajmin**

Opponent	Date	GS	MIN	Total		3-Pointers		Free throws		Rebounds				PF	A	T/O	BLK	STL	PTS	AVG
				FG-FGA	PCT	3FG-3FGA	PCT	FT-FTA	PCT	OFF	DEF	TOT	AVG							
vs Northwest Mo. St.	11/01/2019		02:53	0-1	.000	0-1	.000	0-0	.000	0	0	0	0.0	0	0	0	0	0	0	0.0
vs Missouri Western	11/02/2019		04:30	0-0	.000	0-0	.000	0-0	.000	1	1	2	1.0	2	0	1	0	0	0	0.0
Felician	11/08/2019		01:06	0-0	.000	0-0	.000	0-0	.000	0	0	0	0.7	0	0	0	0	0	0	0.0
Nyack	11/09/2019		10:02	1-2	.500	1-2	.500	0-0	.000	0	0	0	0.5	2	0	0	1	0	3	0.8
Mercyhurst	11/14/2019		01:47	0-0	.000	0-0	.000	0-0	.000	0	0	0	0.4	0	0	0	0	0	0	0.6
West Liberty	11/16/2019		06:40	0-4	.000	0-2	.000	0-0	.000	1	0	1	0.5	0	2	0	0	1	0	0.5
Le Moyne	11/19/2019		07:25	1-3	.333	0-2	.000	0-0	.000	0	0	0	0.4	0	0	0	0	0	2	0.7
Wilmington (DE)	11/23/2019		03:34	0-2	.000	0-0	.000	0-0	.000	1	0	1	0.5	0	0	0	0	0	0	0.6
at USciences	11/30/2019		08:47	0-2	.000	0-1	.000	0-0	.000	0	0	0	0.4	0	1	0	0	0	0	0.6
Salem (WV)	12/04/2019		14:21	3-6	.500	0-1	.000	0-1	.000	0	1	1	0.5	2	1	2	2	1	6	1.1
Roberts Wesleyan	12/07/2019		10:16	3-6	.500	1-2	.500	0-0	.000	0	1	1	0.5	0	0	0	1	1	7	1.6
at Mercy	12/13/2019		09:00	1-1	1.000	0-0	.000	0-0	.000	1	4	5	0.9	1	2	1	0	1	2	1.7
at St. Thomas Aquinas	12/15/2019		03:00	0-1	.000	0-0	.000	0-0	.000	0	0	0	0.8	2	0	2	0	0	0	1.5
at Saint Rose	12/19/2019		19:29	2-3	.667	0-1	.000	0-0	.000	1	1	2	0.9	0	2	3	1	3	4	1.7
at St. Anselm	01/01/2020		08:58	0-5	.000	0-1	.000	0-1	.000	0	1	1	0.9	1	0	0	0	0	0	1.6
at Saint Michael's	01/02/2020		09:00	0-1	.000	0-0	.000	2-2	1.000	0	1	1	0.9	1	0	1	0	2	2	1.6
at Stonehill	01/04/2020		08:08	1-1	1.000	0-0	.000	0-0	.000	0	1	1	0.9	2	0	1	0	0	2	1.6
Queens (NY)	01/10/2020		28:58	4-6	.667	1-3	.333	0-1	.000	0	1	1	0.9	0	3	1	2	1	9	2.1
Bridgeport	01/12/2020		11:03	0-1	.000	0-0	.000	0-1	.000	1	0	1	0.9	3	1	0	0	0	0	1.9
at Dist. Columbia	01/19/2020		10:00	0-4	.000	0-1	.000	0-0	.000	2	1	3	1.1	0	1	2	1	0	0	1.9
Molloy	01/24/2020		09:07	0-0	.000	0-0	.000	0-0	.000	0	1	1	1.0	0	2	0	0	0	0	1.8
New York Tech	01/26/2020		11:01	1-5	.200	1-1	1.000	0-0	.000	1	3	4	1.2	0	1	0	0	0	3	1.8
at Roberts Wesleyan	02/01/2020		07:00	1-2	.500	0-1	.000	0-0	.000	1	0	1	1.2	3	2	2	2	0	2	1.8
at Bridgeport	02/07/2020		17:00	3-5	.600	0-1	.000	0-0	.000	0	3	3	1.3	2	2	3	0	1	6	2.0
at Queens (NY)	02/09/2020		08:31	1-3	.333	0-0	.000	1-2	.500	2	1	3	1.3	1	0	0	0	0	3	2.0
St. Thomas Aquinas	02/14/2020		05:55	2-2	1.000	1-1	1.000	0-0	.000	0	0	0	1.3	0	0	0	0	0	5	2.2
Mercy	02/16/2020		13:17	3-4	.750	1-2	.500	0-0	.000	0	0	0	1.2	0	0	1	0	0	7	2.3
Dist. Columbia	02/21/2020		16:40	2-4	.500	1-1	1.000	0-0	.000	0	2	2	1.3	2	0	3	2	3	5	2.4
Totals		0	267:30	29-74	.392	7-24	.292	3-8	.375	12	23	35	1.3	24	20	23	12	14	68	2.4

**Player Averages**

Games Played	Minutes/game	Points/game	FG Pct	3FG Pct	FT Pct	Rebounds/game	Assists/game	Turnovers/game	Assist/Turnover ratio	Steals/game	Blocks/game
28	9.6	2.4	39.2	29.2	37.5	1.3	0.7	0.8	0.9	0.5	0.4



**2019-20 Daemen Men's Basketball  
Individual Game-by-Game  
All games**

Page 3/15  
as of Feb 27, 2020

**#4 DUAH, Jeffrey**

Opponent	Date	GS	MIN	Total		3-Pointers		Free throws		Rebounds							
				FG-FGA	PCT	3FG-3FGA	PCT	FT-FTA	PCT	OFF	DEF	TOT	AVG	PF	A	T/O	BLK
West Liberty	11/16/2019		00:32	0-0	.000	0-0	.000	0-0	.000	0	0	0	0.0	0	0	1	0
Salem (WV)	12/04/2019		00:50	0-0	.000	0-0	.000	0-0	.000	0	0	0	0.0	0	0	0	0
Roberts Wesleyan	12/07/2019		00:41	0-0	.000	0-0	.000	0-0	.000	0	0	0	0.0	0	0	0	0
at Mercy	12/13/2019		02:00	0-0	.000	0-0	.000	0-0	.000	0	1	1	0.3	0	0	0	0
at St. Anselm	01/01/2020		01:24	0-0	.000	0-0	.000	0-2	.000	0	1	1	0.4	0	0	0	0
New York Tech	01/26/2020		02:11	1-2	.500	0-0	.000	0-0	.000	0	0	0	0.3	0	2	0	0
at Roberts Wesleyan	02/01/2020		01:00	0-1	.000	0-0	.000	0-0	.000	0	0	0	0.3	0	0	0	0
Mercy	02/16/2020		00:52	0-0	.000	0-0	.000	0-0	.000	0	0	0	0.3	0	0	0	0
Dist. Columbia	02/21/2020	*	03:39	0-1	.000	0-0	.000	2-2	1.000	0	0	0	0.2	0	0	0	0
<b>Totals</b>		<b>1</b>	<b>13:08</b>	<b>1-4</b>	<b>.250</b>	<b>0-0</b>	<b>.000</b>	<b>2-4</b>	<b>.500</b>	<b>0</b>	<b>2</b>	<b>2</b>	<b>0.2</b>	<b>0</b>	<b>2</b>	<b>1</b>	<b>0</b>

**Player Averages**

Games Played	Minutes/game	Points/game	FG Pct	3FG Pct	FT Pct	Rebounds/game	Assists/game	Turnovers/game	Assist/Turnover ratio	Steals/game	Blocks/game
9	1.5	0.4	25.0	0.0	50.0	0.2	0.2	0.1	2.0	0.0	0.0





**2019-20 Daemen Men's Basketball  
Individual Game-by-Game  
All games**

Page 4/15  
as of Feb 27, 2020

**#5 SARKIS, Jay**

Opponent	Date	GS	MIN	Total		3-Pointers		Free throws		Rebounds				PF	A	T/O	BLK	STL	PTS	AVG
				FG-FGA	PCT	3FG-3FGA	PCT	FT-FTA	PCT	OFF	DEF	TOT	AVG							
vs Northwest Mo. St.	11/01/2019	*	35:01	1-5	.200	0-3	.000	0-0	.000	0	0	0	0.0	0	2	2	0	0	2	2.0
vs Missouri Western	11/02/2019	*	37:06	2-8	.250	1-4	.250	2-2	1.000	0	1	1	0.5	0	1	4	0	0	7	4.5
Felician	11/08/2019	*	31:49	5-9	.556	1-3	.333	0-0	.000	0	2	2	1.0	1	3	1	0	1	11	6.7
Nyack	11/09/2019	*	30:46	2-11	.182	2-7	.286	0-0	.000	0	2	2	1.3	1	2	2	0	0	6	6.5
Mercyhurst	11/14/2019	*	32:53	2-2	1.000	2-2	1.000	4-6	.667	0	0	0	1.0	0	1	3	0	2	10	7.2
Wilmington (DE)	11/23/2019	*	25:40	0-4	.000	0-3	.000	0-0	.000	0	2	2	1.2	2	4	1	0	1	0	6.0
at USciences	11/30/2019	*	34:47	2-7	.286	1-4	.250	1-4	.250	0	1	1	1.1	2	5	2	0	2	6	6.0
Salem (WV)	12/04/2019	*	29:56	4-9	.444	3-7	.429	0-0	.000	2	4	6	1.8	0	8	2	0	3	11	6.6
Roberts Wesleyan	12/07/2019	*	35:28	5-8	.625	2-5	.400	2-2	1.000	0	1	1	1.7	1	0	1	0	3	14	7.4
at Mercy	12/13/2019	*	23:00	3-6	.500	2-4	.500	1-1	1.000	0	2	2	1.7	0	3	1	0	0	9	7.6
at St. Thomas Aquinas	12/15/2019	*	32:00	1-4	.250	1-3	.333	1-2	.500	0	3	3	1.8	3	1	0	0	0	4	7.3
at Saint Rose	12/19/2019	*	35:31	2-5	.400	1-3	.333	2-6	.333	0	0	0	1.7	1	7	3	0	0	7	7.3
at St. Anselm	01/01/2020	*	28:54	2-6	.333	0-2	.000	1-2	.500	0	4	4	1.8	0	3	3	0	1	5	7.1
at Saint Michael's	01/02/2020	*	37:00	4-10	.400	3-7	.429	1-2	.500	0	0	0	1.7	0	6	0	0	0	12	7.4
at Stonehill	01/04/2020	*	32:07	2-5	.400	1-3	.333	0-0	.000	0	4	4	1.9	1	3	1	0	1	5	7.3
Queens (NY)	01/10/2020	*	36:17	3-8	.375	2-5	.400	0-0	.000	0	2	2	1.9	2	3	5	0	0	8	7.3
Bridgeport	01/12/2020	*	29:33	1-5	.200	0-2	.000	0-0	.000	0	5	5	2.1	1	1	4	0	0	2	7.0
at Dist. Columbia	01/19/2020	*	35:00	5-8	.625	1-3	.333	0-0	.000	0	6	6	2.3	0	0	4	0	0	11	7.2
Molloy	01/24/2020	*	38:26	6-13	.462	4-9	.444	4-6	.667	0	4	4	2.4	0	2	4	1	2	20	7.9
New York Tech	01/26/2020	*	29:06	5-10	.500	2-3	.667	2-3	.667	0	1	1	2.3	1	1	3	0	0	14	8.2
at Roberts Wesleyan	02/01/2020	*	34:00	3-9	.333	2-4	.500	0-0	.000	0	1	1	2.2	0	7	1	0	1	8	8.2
at Bridgeport	02/07/2020	*	34:00	3-9	.333	2-7	.286	0-0	.000	0	1	1	2.2	2	1	3	0	1	8	8.2
at Queens (NY)	02/09/2020	*	31:27	3-8	.375	3-7	.429	2-2	1.000	0	2	2	2.2	2	7	3	0	2	11	8.3
St. Thomas Aquinas	02/14/2020	*	35:15	4-9	.444	4-8	.500	0-0	.000	0	2	2	2.2	1	2	4	0	0	12	8.5
Mercy	02/16/2020	*	31:53	8-12	.667	6-10	.600	0-0	.000	2	3	5	2.3	1	5	2	0	1	22	9.0
Dist. Columbia	02/21/2020	*	36:30	2-7	.286	0-4	.000	3-4	.750	1	3	4	2.3	0	6	0	0	1	7	8.9
<b>Totals</b>			<b>26 853:23</b>	<b>80-197</b>	<b>.406</b>	<b>46-122</b>	<b>.377</b>	<b>26-42</b>	<b>.619</b>	<b>5</b>	<b>56</b>	<b>61</b>	<b>2.3</b>	<b>22</b>	<b>84</b>	<b>59</b>	<b>1</b>	<b>22</b>	<b>232</b>	<b>8.9</b>

**Player Averages**

Games Played	Minutes/game	Points/game	FG Pct	3FG Pct	FT Pct	Rebounds/game	Assists/game	Turnovers/game	Assist/Turnover ratio	Steals/game	Blocks/game
26	32.8	8.9	40.6	37.7	61.9	2.3	3.2	2.3	1.4	0.8	0.0



**2019-20 Daemen Men's Basketball  
Individual Game-by-Game  
All games**

Page 5/15  
as of Feb 27, 2020

**#10 WILLIAMS, Donte'**

Opponent	Date	GS	MIN	Total		3-Pointers		Free throws		Rebounds				PF	A	T/O	BLK	STL	PTS	AVG
				FG-FGA	PCT	3FG-3FGA	PCT	FT-FTA	PCT	OFF	DEF	TOT	AVG							
vs Northwest Mo. St.	11/01/2019		14:34	3-4	.750	2-3	.667	0-0	.000	0	0	0	0.0	2	2	2	0	0	8	8.0
vs Missouri Western	11/02/2019		10:35	2-3	.667	1-2	.500	0-0	.000	2	1	3	1.5	0	0	1	0	0	5	6.5
Felician	11/08/2019		14:47	2-4	.500	0-2	.000	0-0	.000	0	4	4	2.3	1	2	1	0	0	4	5.7
Nyack	11/09/2019		05:06	0-1	.000	0-1	.000	0-0	.000	0	0	0	1.8	0	0	0	0	0	0	4.3
Mercyhurst	11/14/2019		01:08	0-0	.000	0-0	.000	0-0	.000	0	0	0	1.4	0	0	0	0	0	0	3.4
West Liberty	11/16/2019		02:43	2-2	1.000	0-0	.000	0-0	.000	0	0	0	1.2	1	0	0	0	0	4	3.5
Le Moyne	11/19/2019		06:47	1-1	1.000	0-0	.000	0-0	.000	0	1	1	1.1	0	0	0	0	0	2	3.3
Wilmington (DE)	11/23/2019		03:06	0-0	.000	0-0	.000	0-0	.000	0	1	1	1.1	1	0	0	0	1	0	2.9
at USciences	11/30/2019		06:36	2-4	.500	2-3	.667	0-0	.000	0	0	0	1.0	2	0	0	0	0	6	3.2
Salem (WV)	12/04/2019		04:52	0-1	.000	0-0	.000	0-0	.000	1	2	3	1.2	0	0	2	1	0	0	2.9
Roberts Wesleyan	12/07/2019		01:48	0-1	.000	0-0	.000	0-0	.000	0	0	0	1.1	0	0	0	0	0	0	2.6
at Mercy	12/13/2019		14:00	0-1	.000	0-1	.000	0-0	.000	0	0	0	1.0	2	0	0	1	0	0	2.4
at St. Thomas Aquinas	12/15/2019		00:00	0-0	.000	0-0	.000	0-0	.000	0	0	0	0.9	1	0	0	0	0	0	2.2
<b>Totals</b>		<b>0</b>	<b>86:02</b>	<b>12-22</b>	<b>.545</b>	<b>5-12</b>	<b>.417</b>	<b>0-0</b>	<b>.000</b>	<b>3</b>	<b>9</b>	<b>12</b>	<b>0.9</b>	<b>10</b>	<b>4</b>	<b>6</b>	<b>2</b>	<b>1</b>	<b>29</b>	<b>2.2</b>

**Player Averages**

Games Played	Minutes/game	Points/game	FG Pct	3FG Pct	FT Pct	Rebounds/game	Assists/game	Turnovers/game	Assist/Turnover ratio	Steals/game	Blocks/game
13	6.6	2.2	54.5	41.7	0.0	0.9	0.3	0.5	0.7	0.1	0.2



**2019-20 Daemen Men's Basketball  
Individual Game-by-Game  
All games**

Page 6/15  
as of Feb 27, 2020

**#12 HARRIS, Kyle**

Opponent	Date	GS	MIN	Total		3-Pointers		Free throws		Rebounds				PF	A	T/O	BLK	STL	PTS	AVG
				FG-FGA	PCT	3FG-3FGA	PCT	FT-FTA	PCT	OFF	DEF	TOT	AVG							
vs Northwest Mo. St.	11/01/2019		21:42	1-4	.250	1-4	.250	2-2	1.000	0	2	2	2.0	4	2	0	0	1	5	5.0
vs Missouri Western	11/02/2019		19:17	5-9	.556	1-4	.250	0-0	.000	1	1	2	2.0	5	0	2	0	0	11	8.0
Felician	11/08/2019		15:30	4-4	1.000	2-2	1.000	0-0	.000	0	2	2	2.0	1	0	2	0	0	10	8.7
Nyack	11/09/2019		08:05	0-1	.000	0-0	.000	0-0	.000	0	0	0	1.5	0	1	2	0	0	0	6.5
Mercyhurst	11/14/2019		23:39	5-5	1.000	1-1	1.000	0-0	.000	1	2	3	1.8	2	1	2	0	0	11	7.4
West Liberty	11/16/2019	*	29:55	3-6	.500	3-5	.600	2-2	1.000	0	4	4	2.2	2	0	5	0	0	11	8.0
Le Moyne	11/19/2019	*	29:48	3-5	.600	1-3	.333	0-0	.000	2	1	3	2.3	2	4	1	1	0	7	7.9
Wilmington (DE)	11/23/2019		19:43	1-3	.333	1-2	.500	0-0	.000	2	2	4	2.5	2	3	0	0	0	3	7.3
at USciences	11/30/2019	*	19:20	2-6	.333	1-4	.250	2-2	1.000	1	0	1	2.3	4	2	0	1	0	7	7.2
Salem (WV)	12/04/2019	*	27:54	5-8	.625	4-6	.667	0-0	.000	0	7	7	2.8	1	1	1	0	0	14	7.9
Roberts Wesleyan	12/07/2019	*	22:31	1-3	.333	0-1	.000	2-2	1.000	0	3	3	2.8	3	1	2	0	0	4	7.5
at Mercy	12/13/2019	*	21:00	2-5	.400	1-4	.250	0-0	.000	1	2	3	2.8	0	1	0	0	0	5	7.3
at St. Thomas Aquinas	12/15/2019	*	24:00	1-4	.250	0-2	.000	1-2	.500	0	2	2	2.8	4	1	0	1	1	3	7.0
at Saint Rose	12/19/2019	*	23:16	1-3	.333	0-1	.000	2-2	1.000	0	2	2	2.7	4	5	1	0	0	4	6.8
at St. Anselm	01/01/2020	*	26:29	2-5	.400	1-3	.333	2-4	.500	2	3	5	2.9	1	0	0	0	0	7	6.8
at Saint Michael's	01/02/2020		16:00	0-1	.000	0-0	.000	0-0	.000	0	0	0	2.7	0	0	0	0	0	0	6.4
at Stonehill	01/04/2020		14:43	0-5	.000	0-4	.000	0-0	.000	1	3	4	2.8	2	0	0	0	1	0	6.0
Queens (NY)	01/10/2020		19:57	2-2	1.000	2-2	1.000	0-0	.000	0	5	5	2.9	0	1	2	0	0	6	6.0
Bridgeport	01/12/2020		17:27	0-3	.000	0-2	.000	0-0	.000	0	6	6	3.1	1	1	0	1	0	0	5.7
at Dist. Columbia	01/19/2020		12:00	0-1	.000	0-0	.000	0-0	.000	0	4	4	3.1	2	0	0	0	0	0	5.4
Molloy	01/24/2020		20:23	1-5	.200	0-2	.000	0-0	.000	0	3	3	3.1	0	1	2	1	1	2	5.2
New York Tech	01/26/2020		17:56	0-1	.000	0-1	.000	0-0	.000	0	8	8	3.3	2	0	0	0	0	0	5.0
at Roberts Wesleyan	02/01/2020		18:00	1-5	.200	0-3	.000	2-2	1.000	0	4	4	3.3	1	1	0	0	2	4	5.0
at Bridgeport	02/07/2020		10:00	1-2	.500	1-2	.500	0-0	.000	0	1	1	3.3	2	1	3	0	0	3	4.9
at Queens (NY)	02/09/2020		15:19	2-4	.500	2-3	.667	0-0	.000	0	2	2	3.2	2	0	1	0	0	6	4.9
St. Thomas Aquinas	02/14/2020		09:39	0-3	.000	0-3	.000	0-0	.000	1	0	1	3.1	0	1	0	0	0	0	4.7
Mercy	02/16/2020		12:05	1-2	.500	1-1	1.000	0-0	.000	0	0	0	3.0	0	1	0	0	1	3	4.7
Dist. Columbia	02/21/2020		10:06	0-3	.000	0-2	.000	0-0	.000	0	1	1	2.9	1	2	0	0	0	0	4.5
<b>Totals</b>			<b>9 525:44</b>	<b>44-108</b>	<b>.407</b>	<b>23-67</b>	<b>.343</b>	<b>15-18</b>	<b>.833</b>	<b>12</b>	<b>70</b>	<b>82</b>	<b>2.9</b>	<b>48</b>	<b>31</b>	<b>26</b>	<b>5</b>	<b>7</b>	<b>126</b>	<b>4.5</b>

**Player Averages**

Games Played	Minutes/ game	Points/ game	FG Pct	3FG Pct	FT Pct	Rebounds/ game	Assists/ game	Turnovers/ game	Assist/Turnover ratio	Steals/ game	Blocks/ game
28	18.8	4.5	40.7	34.3	83.3	2.9	1.1	0.9	1.2	0.3	0.2



**2019-20 Daemen Men's Basketball  
Individual Game-by-Game  
All games**

Page 7/15  
as of Feb 27, 2020

**#14 HINES, Da'Shawn**

Opponent	Date	GS	MIN	Total		3-Pointers		Free throws		Rebounds				PF	A	T/O	BLK	STL	PTS	AVG
				FG-FGA	PCT	3FG-3FGA	PCT	FT-FTA	PCT	OFF	DEF	TOT	AVG							
West Liberty	11/16/2019		00:37	0-0	.000	0-0	.000	0-0	.000	0	0	0	0.0	0	0	0	0	0	0	0.0
at USciences	11/30/2019		01:13	0-0	.000	0-0	.000	0-0	.000	0	0	0	0.0	0	0	0	0	0	0	0.0
Salem (WV)	12/04/2019		00:50	1-1	1.000	0-0	.000	0-0	.000	0	0	0	0.0	0	0	0	0	0	2	0.7
Roberts Wesleyan	12/07/2019		00:54	1-1	1.000	1-1	1.000	0-0	.000	0	0	0	0.0	0	0	0	0	0	3	1.3
at Mercy	12/13/2019		05:00	0-0	.000	0-0	.000	0-0	.000	0	0	0	0.0	0	2	0	0	1	0	1.0
at Saint Rose	12/19/2019		00:17	0-0	.000	0-0	.000	0-0	.000	0	0	0	0.0	0	0	0	0	0	0	0.8
at St. Anselm	01/01/2020		03:13	0-0	.000	0-0	.000	0-0	.000	0	0	0	0.0	0	0	0	0	0	0	0.7
New York Tech	01/26/2020		02:00	0-0	.000	0-0	.000	0-0	.000	0	0	0	0.0	0	0	0	0	0	0	0.6
at Roberts Wesleyan	02/01/2020		01:00	0-0	.000	0-0	.000	0-0	.000	0	0	0	0.0	0	0	0	0	0	0	0.6
Mercy	02/16/2020		00:52	0-0	.000	0-0	.000	0-0	.000	0	0	0	0.0	0	0	0	0	0	0	0.5
<b>Totals</b>		<b>0</b>	<b>15:56</b>	<b>2-2</b>	<b>1.000</b>	<b>1-1</b>	<b>1.000</b>	<b>0-0</b>	<b>.000</b>	<b>0</b>	<b>0</b>	<b>0</b>	<b>0.0</b>	<b>0</b>	<b>2</b>	<b>0</b>	<b>0</b>	<b>1</b>	<b>5</b>	<b>0.5</b>

**Player Averages**

Games Played	Minutes/game	Points/game	FG Pct	3FG Pct	FT Pct	Rebounds/game	Assists/game	Turnovers/game	Assist/Turnover ratio	Steals/game	Blocks/game
10	1.6	0.5	100.0	100.0	0.0	0.0	0.2	0.0	2.0	0.1	0.0





**2019-20 Daemen Men's Basketball  
Individual Game-by-Game  
All games**

Page 8/15  
as of Feb 27, 2020

**#15 SLACK, Keith**

Opponent	Date	GS	MIN	Total		3-Pointers		Free throws		Rebounds				PF	A	T/O	BLK	STL	PTS	AVG
				FG-FGA	PCT	3FG-3FGA	PCT	FT-FTA	PCT	OFF	DEF	TOT	AVG							
vs Northwest Mo. St.	11/01/2019		14:24	1-2	.500	1-2	.500	0-0	.000	0	1	1	1.0	0	0	0	0	0	3	3.0
vs Missouri Western	11/02/2019	*	23:19	4-9	.444	3-7	.429	0-0	.000	0	2	2	1.5	3	0	1	0	0	11	7.0
Felician	11/08/2019		11:45	2-3	.667	1-2	.500	0-0	.000	0	0	0	1.0	1	0	0	0	0	5	6.3
Nyack	11/09/2019		11:13	1-3	.333	0-2	.000	0-0	.000	0	2	2	1.3	1	2	1	0	0	2	5.3
West Liberty	11/16/2019		19:48	2-6	.333	2-5	.400	0-0	.000	0	2	2	1.4	1	3	3	0	1	6	5.4
Le Moyne	11/19/2019		16:22	2-8	.250	1-6	.167	2-2	1.000	1	1	2	1.5	0	2	0	0	0	7	5.7
Wilmington (DE)	11/23/2019		08:39	1-3	.333	1-2	.500	0-0	.000	1	0	1	1.4	0	1	0	0	1	3	5.3
at USciences	11/30/2019		16:25	4-8	.500	2-4	.500	0-0	.000	0	1	1	1.4	0	2	1	0	0	10	5.9
Salem (WV)	12/04/2019		16:24	1-4	.250	0-3	.000	0-0	.000	0	4	4	1.7	1	3	2	0	1	2	5.4
Roberts Wesleyan	12/07/2019		17:24	2-3	.667	1-2	.500	6-6	1.000	0	3	3	1.8	1	0	1	0	0	11	6.0
at Mercy	12/13/2019		13:00	5-6	.833	5-6	.833	0-0	.000	0	1	1	1.7	0	1	0	0	1	15	6.8
at St. Thomas Aquinas	12/15/2019		05:00	0-1	.000	0-0	.000	0-0	.000	0	0	0	1.6	1	0	1	0	0	0	6.3
<b>Totals</b>		<b>1</b>	<b>173:44</b>	<b>25-56</b>	<b>.446</b>	<b>17-41</b>	<b>.415</b>	<b>8-8</b>	<b>1.000</b>	<b>2</b>	<b>17</b>	<b>19</b>	<b>1.6</b>	<b>9</b>	<b>14</b>	<b>10</b>	<b>0</b>	<b>4</b>	<b>75</b>	<b>6.3</b>

**Player Averages**

Games Played	Minutes/game	Points/game	FG Pct	3FG Pct	FT Pct	Rebounds/game	Assists/game	Turnovers/game	Assist/Turnover ratio	Steals/game	Blocks/game
12	14.5	6.3	44.6	41.5	100.0	1.6	1.2	0.8	1.4	0.3	0.0



**2019-20 Daemen Men's Basketball  
Individual Game-by-Game  
All games**

Page 9/15  
as of Feb 27, 2020

**#20 SALZBERG, Ryan**

Opponent	Date	GS	MIN	Total		3-Pointers		Free throws		Rebounds				PF	A	T/O	BLK	STL	PTS	AVG
				FG-FGA	PCT	3FG-3FGA	PCT	FT-FTA	PCT	OFF	DEF	TOT	AVG							
Mercyhurst	11/14/2019		00:02	0-0	.000	0-0	.000	0-0	.000	0	0	0	0.0	0	0	0	0	0	0	0.0
West Liberty	11/16/2019		00:38	0-0	.000	0-0	.000	0-0	.000	0	0	0	0.0	0	0	0	0	0	0	0.0
Le Moyne	11/19/2019		03:06	1-1	1.000	0-0	.000	0-0	.000	0	0	0	0.0	0	0	0	0	2	2	0.7
at USciences	11/30/2019		03:16	0-0	.000	0-0	.000	0-0	.000	0	0	0	0.0	1	0	0	0	0	0	0.5
Salem (WV)	12/04/2019		04:01	1-2	.500	1-2	.500	0-0	.000	2	0	2	0.4	0	0	0	0	1	3	1.0
Roberts Wesleyan	12/07/2019		03:43	0-0	.000	0-0	.000	0-0	.000	0	0	0	0.3	1	0	0	0	0	0	0.8
at Mercy	12/13/2019		06:00	4-4	1.000	3-3	1.000	0-0	.000	0	2	2	0.6	1	0	0	0	0	11	2.3
at St. Thomas Aquinas	12/15/2019		01:00	0-0	.000	0-0	.000	0-0	.000	0	0	0	0.5	0	0	0	0	0	0	2.0
at Saint Rose	12/19/2019		15:02	1-3	.333	0-2	.000	1-1	1.000	0	1	1	0.6	1	3	0	0	0	3	2.1
at St. Anselm	01/01/2020		13:23	1-3	.333	0-2	.000	0-0	.000	0	1	1	0.6	1	0	0	1	0	2	2.1
at Saint Michael's	01/02/2020		03:00	0-0	.000	0-0	.000	0-0	.000	0	0	0	0.5	0	0	0	0	0	0	1.9
Queens (NY)	01/10/2020		03:24	0-0	.000	0-0	.000	0-0	.000	0	1	1	0.6	0	0	0	0	0	0	1.8
Bridgeport	01/12/2020		00:47	0-0	.000	0-0	.000	0-0	.000	0	0	0	0.5	1	0	0	0	0	0	1.6
at Dist. Columbia	01/19/2020		03:00	0-1	.000	0-0	.000	0-0	.000	0	0	0	0.5	0	0	0	0	1	0	1.5
Molloy	01/24/2020		03:25	0-0	.000	0-0	.000	0-0	.000	0	0	0	0.5	0	0	0	0	0	0	1.4
New York Tech	01/26/2020		05:57	0-0	.000	0-0	.000	0-0	.000	0	0	0	0.4	0	0	0	0	2	0	1.3
at Roberts Wesleyan	02/01/2020		04:00	0-0	.000	0-0	.000	1-2	.500	0	0	0	0.4	0	0	0	0	0	1	1.3
Mercy	02/16/2020		07:22	1-2	.500	1-1	1.000	0-0	.000	0	1	1	0.4	0	2	0	0	0	3	1.4
Dist. Columbia	02/21/2020		06:53	0-0	.000	0-0	.000	0-0	.000	0	1	1	0.5	0	1	0	0	0	0	1.3
<b>Totals</b>		<b>0</b>	<b>87:58</b>	<b>9-16</b>	<b>.563</b>	<b>5-10</b>	<b>.500</b>	<b>2-3</b>	<b>.667</b>	<b>2</b>	<b>7</b>	<b>9</b>	<b>0.5</b>	<b>6</b>	<b>6</b>	<b>0</b>	<b>1</b>	<b>6</b>	<b>25</b>	<b>1.3</b>

**Player Averages**

Games Played	Minutes/game	Points/game	FG Pct	3FG Pct	FT Pct	Rebounds/game	Assists/game	Turnovers/game	Assist/Turnover ratio	Steals/game	Blocks/game
19	4.6	1.3	56.3	50.0	66.7	0.5	0.3	0.0	6.0	0.3	0.1



**2019-20 Daemen Men's Basketball  
Individual Game-by-Game  
All games**

Page 10/15  
as of Feb 27, 2020

**#22 SISCHO, Andrew**

Opponent	Date	GS	MIN	Total		3-Pointers		Free throws		Rebounds				PF	A	T/O	BLK	STL	PTS	AVG
				FG-FGA	PCT	3FG-3FGA	PCT	FT-FTA	PCT	OFF	DEF	TOT	AVG							
vs Northwest Mo. St.	11/01/2019	*	37:58	8-14	.571	0-1	.000	8-13	.615	8	7	15	15.0	3	5	4	1	0	24	24.0
vs Missouri Western	11/02/2019	*	33:51	4-9	.444	0-0	.000	3-4	.750	1	11	12	13.5	4	3	8	1	1	11	17.5
Felician	11/08/2019	*	36:23	12-17	.706	1-1	1.000	6-11	.545	3	16	19	15.3	4	4	6	5	1	31	22.0
Nyack	11/09/2019	*	39:10	12-16	.750	0-1	.000	10-11	.909	6	11	17	15.8	3	0	2	4	0	34	25.0
Mercyhurst	11/14/2019	*	37:29	8-12	.667	0-0	.000	6-10	.600	7	4	11	14.8	4	1	3	0	0	22	24.4
West Liberty	11/16/2019	*	33:15	12-13	.923	1-1	1.000	4-6	.667	8	10	18	15.3	1	2	1	3	0	29	25.2
Le Moyne	11/19/2019	*	34:35	11-14	.786	1-2	.500	4-4	1.000	2	9	11	14.7	4	1	5	0	0	27	25.4
Wilmington (DE)	11/23/2019	*	35:21	9-16	.563	0-1	.000	6-11	.545	6	2	8	13.9	2	0	5	0	0	24	25.3
at USciences	11/30/2019	*	33:49	6-15	.400	0-0	.000	4-5	.800	12	8	20	14.6	3	1	4	1	4	16	24.2
Salem (WV)	12/04/2019	*	32:36	15-22	.682	1-2	.500	3-6	.500	5	7	12	14.3	1	1	4	0	0	34	25.2
Roberts Wesleyan	12/07/2019	*	30:59	12-17	.706	0-0	.000	3-3	1.000	3	8	11	14.0	4	1	2	1	1	27	25.4
at Mercy	12/13/2019	*	24:00	12-20	.600	0-0	.000	2-4	.500	4	5	9	13.6	2	2	2	2	1	26	25.4
at St. Thomas Aquinas	12/15/2019	*	35:00	12-18	.667	1-3	.333	5-7	.714	4	9	13	13.5	4	2	3	0	1	30	25.8
at Saint Rose	12/19/2019	*	29:32	13-16	.813	0-0	.000	8-11	.727	4	3	7	13.1	5	1	3	0	4	34	26.4
at St. Anselm	01/01/2020	*	33:15	7-18	.389	0-1	.000	4-4	1.000	3	10	13	13.1	4	1	4	1	1	18	25.8
at Saint Michael's	01/02/2020	*	39:00	9-15	.600	0-0	.000	6-8	.750	3	4	7	12.7	3	0	3	2	2	24	25.7
at Stonehill	01/04/2020	*	32:21	7-11	.636	0-0	.000	8-11	.727	3	5	8	12.4	4	0	3	0	1	22	25.5
Bridgeport	01/12/2020		29:03	12-16	.750	1-2	.500	3-4	.750	5	6	11	12.3	3	0	4	1	0	28	25.6
at Dist. Columbia	01/19/2020	*	35:00	7-13	.538	0-0	.000	8-10	.800	4	6	10	12.2	3	1	4	1	0	22	25.4
Molloy	01/24/2020	*	32:58	5-13	.385	1-1	1.000	11-14	.786	4	7	11	12.2	2	1	2	2	0	22	25.3
New York Tech	01/26/2020	*	28:46	6-12	.500	1-2	.500	6-6	1.000	1	5	6	11.9	4	1	6	0	1	19	25.0
at Roberts Wesleyan	02/01/2020	*	33:00	6-12	.500	0-1	.000	6-9	.667	4	6	10	11.8	3	3	1	0	1	18	24.6
at Bridgeport	02/07/2020	*	36:00	6-10	.600	1-1	1.000	6-6	1.000	4	3	7	11.6	4	3	3	2	1	19	24.4
at Queens (NY)	02/09/2020	*	32:37	12-13	.923	1-1	1.000	0-0	.000	4	8	12	11.6	3	2	3	2	0	25	24.4
St. Thomas Aquinas	02/14/2020	*	34:23	9-11	.818	0-0	.000	1-1	1.000	2	6	8	11.4	4	3	2	1	0	19	24.2
Mercy	02/16/2020	*	34:40	9-15	.600	0-1	.000	3-5	.600	4	7	11	11.4	2	1	2	1	2	21	24.1
Dist. Columbia	02/21/2020		38:15	9-14	.643	1-2	.500	8-12	.667	3	3	6	11.2	3	1	2	1	2	27	24.2
<b>Totals</b>		<b>25</b>	<b>913:15</b>	<b>250-392</b>	<b>.638</b>	<b>11-24</b>	<b>.458</b>	<b>142-196</b>	<b>.724</b>	<b>117</b>	<b>186</b>	<b>303</b>	<b>11.2</b>	<b>86</b>	<b>41</b>	<b>91</b>	<b>32</b>	<b>24</b>	<b>653</b>	<b>24.2</b>

**Player Averages**

Games Played	Minutes/ game	Points/ game	FG Pct	3FG Pct	FT Pct	Rebounds/ game	Assists/ game	Turnovers/ game	Assist/Turnover ratio	Steals/ game	Blocks/ game
27	33.8	24.2	63.8	45.8	72.4	11.2	1.5	3.4	0.5	0.9	1.2



**2019-20 Daemen Men's Basketball  
Individual Game-by-Game  
All games**

Page 11/15  
as of Feb 27, 2020

**#23 WALLACE, Joey**

Opponent	Date	GS	MIN	Total		3-Pointers		Free throws		Rebounds				PF	A	T/O	BLK	STL	PTS	AVG
				FG-FGA	PCT	3FG-3FGA	PCT	FT-FTA	PCT	OFF	DEF	TOT	AVG							
vs Northwest Mo. St.	11/01/2019	*	31:07	5-9	.556	2-5	.400	5-6	.833	0	3	3	3.0	4	1	3	0	1	17	17.0
vs Missouri Western	11/02/2019	*	34:24	2-4	.500	0-0	.000	4-4	1.000	3	3	6	4.5	3	3	5	0	1	8	12.5
Felician	11/08/2019	*	28:32	3-8	.375	1-5	.200	2-2	1.000	0	6	6	5.0	0	1	2	0	0	9	11.3
Nyack	11/09/2019	*	27:59	1-6	.167	0-1	.000	0-1	.000	2	3	5	5.0	2	1	2	0	0	2	9.0
Mercyhurst	11/14/2019	*	36:58	6-16	.375	2-8	.250	4-5	.800	3	2	5	5.0	2	3	2	0	2	18	10.8
West Liberty	11/16/2019	*	32:48	8-15	.533	1-5	.200	2-2	1.000	1	4	5	5.0	4	5	3	1	2	19	12.2
Le Moyne	11/19/2019	*	30:34	3-7	.429	0-1	.000	0-0	.000	1	4	5	5.0	3	3	3	0	1	6	11.3
Wilmington (DE)	11/23/2019	*	33:03	3-8	.375	1-4	.250	10-11	.909	2	6	8	5.4	3	2	4	0	1	17	12.0
at USciences	11/30/2019	*	21:20	3-10	.300	1-5	.200	0-0	.000	3	4	7	5.6	2	4	1	0	3	7	11.4
Salem (WV)	12/04/2019	*	23:34	2-7	.286	1-6	.167	0-0	.000	0	0	0	5.0	4	6	4	0	1	5	10.8
Roberts Wesleyan	12/07/2019	*	31:11	4-7	.571	1-2	.500	5-7	.714	3	6	9	5.4	3	7	1	0	0	14	11.1
at Mercy	12/13/2019	*	21:00	1-5	.200	0-3	.000	2-4	.500	1	11	12	5.9	1	3	3	0	0	4	10.5
at St. Thomas Aquinas	12/15/2019	*	29:00	1-4	.250	0-0	.000	1-2	.500	0	3	3	5.7	5	2	2	0	0	3	9.9
at St. Anselm	01/01/2020		20:20	2-4	.500	0-0	.000	1-2	.500	0	2	2	5.4	3	1	4	0	0	5	9.6
at Saint Michael's	01/02/2020	*	28:00	2-7	.286	1-2	.500	0-0	.000	1	1	2	5.2	0	1	4	0	3	5	9.3
at Stonehill	01/04/2020	*	34:04	5-11	.455	1-4	.250	1-3	.333	0	4	4	5.1	4	0	4	2	0	12	9.4
Queens (NY)	01/10/2020	*	28:25	8-13	.615	2-2	1.000	5-7	.714	1	6	7	5.2	3	0	2	0	1	23	10.2
Bridgeport	01/12/2020	*	36:06	4-15	.267	0-4	.000	8-10	.800	3	6	9	5.4	2	5	1	0	1	16	10.6
at Dist. Columbia	01/19/2020	*	30:00	4-9	.444	0-2	.000	0-1	.000	2	7	9	5.6	1	5	0	0	1	8	10.4
Molloy	01/24/2020	*	29:32	5-12	.417	1-1	1.000	5-6	.833	1	3	4	5.6	4	0	0	0	0	16	10.7
New York Tech	01/26/2020	*	25:00	5-7	.714	2-3	.667	5-5	1.000	2	3	5	5.5	3	7	2	0	4	17	11.0
at Roberts Wesleyan	02/01/2020	*	31:00	8-15	.533	3-5	.600	2-2	1.000	4	5	9	5.7	0	3	1	0	3	21	11.5
at Bridgeport	02/07/2020	*	34:00	2-6	.333	1-2	.500	0-0	.000	0	5	5	5.7	3	7	5	0	1	5	11.2
at Queens (NY)	02/09/2020	*	32:40	6-13	.462	0-2	.000	1-1	1.000	0	5	5	5.6	2	5	0	0	1	13	11.3
St. Thomas Aquinas	02/14/2020	*	34:36	5-9	.556	1-5	.200	3-5	.600	1	10	11	5.8	3	8	6	1	2	14	11.4
Mercy	02/16/2020	*	29:09	3-6	.500	2-4	.500	2-4	.500	4	10	14	6.2	2	8	1	0	1	10	11.3
Dist. Columbia	02/21/2020	*	38:43	6-11	.545	2-3	.667	4-9	.444	3	7	10	6.3	4	5	4	0	0	18	11.6
<b>Totals</b>			<b>26 813:06</b>	<b>107-244</b>	<b>.439</b>	<b>26-84</b>	<b>.310</b>	<b>72-99</b>	<b>.727</b>	<b>41</b>	<b>129</b>	<b>170</b>	<b>6.3</b>	<b>70</b>	<b>96</b>	<b>69</b>	<b>4</b>	<b>30</b>	<b>312</b>	<b>11.6</b>

**Player Averages**

Games Played	Minutes/ game	Points/ game	FG Pct	3FG Pct	FT Pct	Rebounds/ game	Assists/ game	Turnovers/ game	Assist/Turnover ratio	Steals/ game	Blocks/ game
27	30.1	11.6	43.9	31.0	72.7	6.3	3.6	2.6	1.4	1.1	0.1





**2019-20 Daemen Men's Basketball  
Individual Game-by-Game  
All games**

Page 12/15  
as of Feb 27, 2020

**#24 BASDEN, Ziv**

Opponent	Date	GS	MIN	Total		3-Pointers		Free throws		Rebounds				PF	A	T/O	BLK	STL	PTS	AVG
				FG-FGA	PCT	3FG-3FGA	PCT	FT-FTA	PCT	OFF	DEF	TOT	AVG							
vs Northwest Mo. St.	11/01/2019		01:07	0-0	.000	0-0	.000	0-0	.000	0	0	0	0.0	0	0	0	0	0	0	0.0
West Liberty	11/16/2019		00:33	0-0	.000	0-0	.000	0-0	.000	0	0	0	0.0	0	0	0	0	0	0	0.0
at USciences	11/30/2019		04:23	2-3	.667	0-0	.000	0-0	.000	1	0	1	0.3	0	0	0	0	0	4	1.3
Salem (WV)	12/04/2019		01:41	1-1	1.000	0-0	.000	0-0	.000	0	1	1	0.5	0	0	0	0	0	2	1.5
Roberts Wesleyan	12/07/2019		02:06	0-0	.000	0-0	.000	0-0	.000	0	0	0	0.4	1	1	0	1	0	0	1.2
at Mercy	12/13/2019		07:00	3-5	.600	0-1	.000	0-0	.000	1	1	2	0.7	2	1	0	0	0	6	2.0
at St. Thomas Aquinas	12/15/2019		00:00	0-0	.000	0-0	.000	0-0	.000	0	0	0	0.6	0	0	0	0	0	0	1.7
at St. Anselm	01/01/2020		03:13	0-0	.000	0-0	.000	0-0	.000	0	0	0	0.5	0	0	1	0	0	0	1.5
at Saint Michael's	01/02/2020		00:00	0-0	.000	0-0	.000	0-0	.000	0	0	0	0.4	2	0	0	0	0	0	1.3
at Roberts Wesleyan	02/01/2020		01:00	0-0	.000	0-0	.000	0-0	.000	0	1	1	0.5	1	0	0	0	0	0	1.2
Mercy	02/16/2020		01:14	0-0	.000	0-0	.000	0-0	.000	0	0	0	0.5	0	0	1	0	0	0	1.1
<b>Totals</b>		<b>0</b>	<b>22:17</b>	<b>6-9</b>	<b>.667</b>	<b>0-1</b>	<b>.000</b>	<b>0-0</b>	<b>.000</b>	<b>2</b>	<b>3</b>	<b>5</b>	<b>0.5</b>	<b>6</b>	<b>2</b>	<b>2</b>	<b>1</b>	<b>0</b>	<b>12</b>	<b>1.1</b>

**Player Averages**

Games Played	Minutes/game	Points/game	FG Pct	3FG Pct	FT Pct	Rebounds/game	Assists/game	Turnovers/game	Assist/Turnover ratio	Steals/game	Blocks/game
11	2.0	1.1	66.7	0.0	0.0	0.5	0.2	0.2	1.0	0.0	0.1



**2019-20 Daemen Men's Basketball  
Individual Game-by-Game  
All games**

Page 13/15  
as of Feb 27, 2020

**#25 BRADLEY, Ryan**

Opponent	Date	GS	MIN	Total		3-Pointers		Free throws		Rebounds				PF	A	T/O	BLK	STL	PTS	AVG
				FG-FGA	PCT	3FG-3FGA	PCT	FT-FTA	PCT	OFF	DEF	TOT	AVG							
Mercyhurst	11/14/2019		11:23	1-2	.500	0-0	.000	0-0	.000	1	1	2	2.0	2	0	1	0	0	2	2.0
West Liberty	11/16/2019		12:36	1-2	.500	0-0	.000	0-0	.000	0	2	2	2.0	3	1	1	2	0	2	2.0
Le Moyne	11/19/2019		17:45	3-5	.600	0-0	.000	3-3	1.000	3	2	5	3.0	2	2	1	0	1	9	4.3
Wilmington (DE)	11/23/2019		09:02	3-5	.600	0-1	.000	0-0	.000	1	2	3	3.0	1	1	3	1	1	6	4.8
at USciences	11/30/2019		14:35	1-4	.250	0-2	.000	0-0	.000	2	3	5	3.4	0	0	0	1	0	2	4.2
Salem (WV)	12/04/2019		11:18	2-6	.333	0-0	.000	0-0	.000	3	0	3	3.3	2	0	2	0	1	4	4.2
Roberts Wesleyan	12/07/2019		08:10	1-2	.500	0-0	.000	0-1	.000	0	1	1	3.0	3	2	0	0	1	2	3.9
at Mercy	12/13/2019		09:00	1-2	.500	1-2	.500	0-0	.000	0	2	2	2.9	4	0	2	0	1	3	3.8
at St. Thomas Aquinas	12/15/2019		08:00	0-1	.000	0-0	.000	0-0	.000	1	1	2	2.8	0	1	1	0	0	0	3.3
at Saint Rose	12/19/2019		11:36	3-5	.600	0-2	.000	0-0	.000	0	2	2	2.7	3	0	1	0	1	6	3.6
Molloy	01/24/2020		04:45	0-0	.000	0-0	.000	0-0	.000	0	1	1	2.5	0	0	0	0	1	0	3.3
New York Tech	01/26/2020		07:57	0-1	.000	0-1	.000	0-0	.000	0	1	1	2.4	4	0	1	1	0	0	3.0
at Roberts Wesleyan	02/01/2020		11:00	0-2	.000	0-2	.000	1-2	.500	0	4	4	2.5	1	0	1	1	0	1	2.8
at Bridgeport	02/07/2020		04:00	1-2	.500	0-1	.000	0-0	.000	0	0	0	2.4	1	0	0	0	0	2	2.8
at Queens (NY)	02/09/2020		08:43	1-1	1.000	0-0	.000	0-0	.000	0	0	0	2.2	0	0	1	0	0	2	2.7
St. Thomas Aquinas	02/14/2020		09:14	0-1	.000	0-0	.000	0-2	.000	0	2	2	2.2	3	0	1	0	0	0	2.6
<b>Totals</b>		<b>0</b>	<b>159:04</b>	<b>18-41</b>	<b>.439</b>	<b>1-11</b>	<b>.091</b>	<b>4-8</b>	<b>.500</b>	<b>11</b>	<b>24</b>	<b>35</b>	<b>2.2</b>	<b>29</b>	<b>7</b>	<b>16</b>	<b>6</b>	<b>7</b>	<b>41</b>	<b>2.6</b>

**Player Averages**

Games Played	Minutes/game	Points/game	FG Pct	3FG Pct	FT Pct	Rebounds/game	Assists/game	Turnovers/game	Assist/Turnover ratio	Steals/game	Blocks/game
16	9.9	2.6	43.9	9.1	50.0	2.2	0.4	1.0	0.4	0.4	0.4



**2019-20 Daemen Men's Basketball**  
**Individual Game-by-Game**  
**All games**

Page 14/15  
as of Feb 27, 2020

**#34 LUKE, Chris**

Opponent	Date	GS	MIN	Total		3-Pointers		Free throws		Rebounds				PF	A	T/O	BLK	STL	PTS	AVG
				FG-FGA	PCT	3FG-3FGA	PCT	FT-FTA	PCT	OFF	DEF	TOT	AVG							
vs Northwest Mo. St.	11/01/2019		00:55	0-0	.000	0-0	.000	0-0	.000	0	0	0	0.0	0	0	0	0	0	0	0.0
vs Missouri Western	11/02/2019		01:11	0-0	.000	0-0	.000	0-0	.000	0	0	0	0.0	0	0	0	0	0	0	0.0
Felician	11/08/2019		01:40	0-0	.000	0-0	.000	0-0	.000	0	1	1	0.3	0	0	0	0	0	0	0.0
Nyack	11/09/2019		00:50	0-0	.000	0-0	.000	0-0	.000	0	1	1	0.5	2	0	0	0	0	0	0.0
Mercyhurst	11/14/2019		00:02	0-0	.000	0-0	.000	0-0	.000	0	0	0	0.4	0	0	0	0	0	0	0.0
West Liberty	11/16/2019		00:32	0-0	.000	0-0	.000	0-0	.000	0	0	0	0.3	1	0	1	0	0	0	0.0
at USciences	11/30/2019		01:55	0-0	.000	0-0	.000	0-0	.000	0	0	0	0.3	2	0	0	0	1	0	0.0
Salem (WV)	12/04/2019		00:50	0-0	.000	0-0	.000	0-0	.000	0	0	0	0.3	0	0	0	0	0	0	0.0
Roberts Wesleyan	12/07/2019		05:00	2-2	1.000	0-0	.000	0-0	.000	1	2	3	0.6	0	0	0	0	0	4	0.4
at Mercy	12/13/2019		05:00	2-3	.667	0-0	.000	0-0	.000	1	0	1	0.6	2	0	0	0	0	4	0.8
at St. Thomas Aquinas	12/15/2019		03:00	0-0	.000	0-0	.000	0-0	.000	0	0	0	0.5	1	0	0	0	0	0	0.7
at Saint Rose	12/19/2019		00:32	0-0	.000	0-0	.000	0-0	.000	0	0	0	0.5	2	0	0	0	0	0	0.7
at St. Anselm	01/01/2020		06:45	0-0	.000	0-0	.000	0-0	.000	1	0	1	0.5	4	0	0	1	0	0	0.6
at Saint Michael's	01/02/2020		01:00	0-0	.000	0-0	.000	0-0	.000	0	0	0	0.5	0	0	1	0	0	0	0.6
at Stonehill	01/04/2020		07:38	1-1	1.000	0-0	.000	0-0	.000	1	0	1	0.5	0	1	1	0	0	2	0.7
Queens (NY)	01/10/2020	*	16:05	2-5	.400	0-0	.000	0-0	.000	4	7	11	1.2	3	0	1	0	0	4	0.9
Bridgeport	01/12/2020	*	07:11	0-0	.000	0-0	.000	0-0	.000	0	1	1	1.2	0	0	0	0	0	0	0.8
at Dist. Columbia	01/19/2020		05:00	0-1	.000	0-0	.000	0-0	.000	1	0	1	1.2	1	0	1	0	0	0	0.8
Molloy	01/24/2020		02:17	0-0	.000	0-0	.000	1-2	.500	0	0	0	1.1	0	0	0	0	0	1	0.8
New York Tech	01/26/2020		09:23	3-5	.600	0-0	.000	0-0	.000	2	1	3	1.2	0	1	0	0	0	6	1.1
at Queens (NY)	02/09/2020		03:53	0-0	.000	0-0	.000	0-0	.000	0	1	1	1.2	0	0	0	0	0	0	1.0
Mercy	02/16/2020		05:20	2-2	1.000	0-0	.000	1-1	1.000	1	1	2	1.2	4	0	0	0	0	5	1.2
Dist. Columbia	02/21/2020		02:11	0-0	.000	0-0	.000	0-0	.000	0	0	0	1.2	1	0	1	0	0	0	1.1
<b>Totals</b>		<b>2</b>	<b>88:09</b>	<b>12-19</b>	<b>.632</b>	<b>0-0</b>	<b>.000</b>	<b>2-3</b>	<b>.667</b>	<b>12</b>	<b>15</b>	<b>27</b>	<b>1.2</b>	<b>23</b>	<b>2</b>	<b>6</b>	<b>1</b>	<b>1</b>	<b>26</b>	<b>1.1</b>

**Player Averages**

Games Played	Minutes/game	Points/game	FG Pct	3FG Pct	FT Pct	Rebounds/game	Assists/game	Turnovers/game	Assist/Turnover ratio	Steals/game	Blocks/game
23	3.8	1.1	63.2	0.0	66.7	1.2	0.1	0.3	0.3	0.0	0.0



**2019-20 Daemen Men's Basketball  
Individual Game-by-Game  
All games**

Page 15/15  
as of Feb 27, 2020

**#44 REDBAND, Jeff**

Opponent	Date	GS	MIN	Total		3-Pointers		Free throws		Rebounds				PF	A	T/O	BLK	STL	PTS	AVG
				FG-FGA	PCT	3FG-3FGA	PCT	FT-FTA	PCT	OFF	DEF	TOT	AVG							
vs Northwest Mo. St.	11/01/2019	*	28:49	2-3	.667	1-1	1.000	1-2	.500	0	1	1	1.0	0	0	2	0	1	6	6.0
vs Missouri Western	11/02/2019	*	35:47	4-8	.500	4-6	.667	3-4	.750	1	2	3	2.0	3	4	1	0	3	15	10.5
Felician	11/08/2019	*	24:16	2-3	.667	1-2	.500	2-2	1.000	1	1	2	2.0	4	2	2	1	1	7	9.3
Nyack	11/09/2019	*	34:54	6-10	.600	6-9	.667	4-4	1.000	1	2	3	2.3	2	2	4	2	1	22	12.5
Mercyhurst	11/14/2019	*	33:18	0-7	.000	0-7	.000	0-0	.000	0	3	3	2.4	1	0	2	0	1	0	10.0
West Liberty	11/16/2019	*	30:20	3-7	.429	2-5	.400	2-2	1.000	2	5	7	3.2	3	3	3	1	1	10	10.0
Le Moyne	11/19/2019	*	22:55	4-13	.308	3-10	.300	2-2	1.000	0	4	4	3.3	1	1	0	1	1	13	10.4
Wilmington (DE)	11/23/2019	*	32:31	3-6	.500	3-6	.500	0-0	.000	0	6	6	3.6	0	0	0	2	0	9	10.3
at USciences	11/30/2019	*	33:34	9-15	.600	7-12	.583	0-0	.000	2	6	8	4.1	3	2	1	2	1	25	11.9
Salem (WV)	12/04/2019	*	30:53	2-6	.333	2-6	.333	0-0	.000	1	6	7	4.4	0	4	0	2	2	6	11.3
Roberts Wesleyan	12/07/2019	*	29:50	3-12	.250	2-10	.200	2-2	1.000	1	2	3	4.3	3	1	3	1	0	10	11.2
at Mercy	12/13/2019	*	20:00	1-6	.167	1-4	.250	4-4	1.000	0	1	1	4.0	2	0	0	1	0	7	10.8
at St. Thomas Aquinas	12/15/2019	*	35:00	5-13	.385	4-9	.444	4-4	1.000	0	2	2	3.8	1	0	2	1	1	18	11.4
at Saint Rose	12/19/2019	*	37:23	5-8	.625	5-7	.714	7-7	1.000	1	4	5	3.9	1	2	2	0	2	22	12.1
at St. Anselm	01/01/2020	*	29:57	5-7	.714	5-7	.714	0-0	.000	0	0	0	3.7	2	2	0	3	0	15	12.3
at Saint Michael's	01/02/2020	*	34:00	5-11	.455	3-9	.333	0-0	.000	0	2	2	3.6	2	3	1	1	2	13	12.4
at Stonehill	01/04/2020	*	36:16	3-5	.600	2-4	.500	2-2	1.000	2	5	7	3.8	0	2	3	1	1	10	12.2
Queens (NY)	01/10/2020	*	34:57	2-10	.200	0-8	.000	1-1	1.000	0	0	0	3.6	1	2	1	1	0	5	11.8
Bridgeport	01/12/2020	*	35:02	5-9	.556	3-4	.750	0-0	.000	2	6	8	3.8	1	0	4	2	0	13	11.9
at Dist. Columbia	01/19/2020	*	35:00	3-13	.231	3-10	.300	5-6	.833	0	2	2	3.7	3	1	4	0	0	14	12.0
Molloy	01/24/2020	*	33:27	7-11	.636	5-9	.556	7-7	1.000	0	5	5	3.8	2	2	0	1	2	26	12.7
New York Tech	01/26/2020	*	33:24	6-11	.545	5-8	.625	0-0	.000	0	5	5	3.8	1	0	1	0	0	17	12.9
at Roberts Wesleyan	02/01/2020	*	33:00	7-12	.583	7-11	.636	2-2	1.000	1	3	4	3.8	2	2	2	1	2	23	13.3
at Bridgeport	02/07/2020	*	37:00	8-12	.667	7-10	.700	1-1	1.000	2	5	7	4.0	1	0	3	0	0	24	13.8
at Queens (NY)	02/09/2020	*	34:00	4-7	.571	3-6	.500	4-4	1.000	2	5	7	4.1	0	1	0	1	1	15	13.8
St. Thomas Aquinas	02/14/2020	*	35:55	4-8	.500	3-7	.429	0-0	.000	0	2	2	4.0	3	0	1	2	2	11	13.7
Mercy	02/16/2020	*	29:43	3-12	.250	2-9	.222	0-0	.000	0	2	2	3.9	1	0	0	0	2	8	13.5
Dist. Columbia	02/21/2020	*	35:01	5-9	.556	5-8	.625	4-5	.800	1	1	2	3.9	3	1	0	1	3	19	13.7
<b>Totals</b>			<b>28 906:12</b>	<b>116-254</b>	<b>.457</b>	<b>94-204</b>	<b>.461</b>	<b>57-61</b>	<b>.934</b>	<b>20</b>	<b>88</b>	<b>108</b>	<b>3.9</b>	<b>46</b>	<b>37</b>	<b>42</b>	<b>28</b>	<b>30</b>	<b>383</b>	<b>13.7</b>

**Player Averages**

Games Played	Minutes/ game	Points/ game	FG Pct	3FG Pct	FT Pct	Rebounds/ game	Assists/ game	Turnovers/ game	Assist/Turnover ratio	Steals/ game	Blocks/ game
28	32.4	13.7	45.7	46.1	93.4	3.9	1.3	1.5	0.9	1.1	1.0





**2019-20 Daemen Men's Basketball  
Team Game-by-Game  
All games**

Page 1/1  
as of Feb 27, 2020

				Total		3-Pointers		Free throws		Rebounds											
Opponent	Date	Score		FG-FGA	PCT	3FG-FGA	PCT	FT-FTA	PCT	OFF	DEF	TOT	AVG	PF	A	TO	BLK	STL	PTS	AVG	
vs Northwest Mo. St.	11/01/2019	65-85	L	21-45	.467	7-23	.304	16-23	.696	8	18	26	26.0	18	12	16	1	3	65	65.0	
vs Missouri Western	11/02/2019	68-64	W	23-50	.460	10-23	.435	12-14	.857	10	23	33	29.5	20	11	23	1	5	68	66.5	
Felician	11/08/2019	95-80	W	37-64	.578	9-23	.391	12-19	.632	7	40	47	35.3	15	18	18	6	6	95	76.0	
Nyack	11/09/2019	80-74	W	27-61	.443	11-28	.393	15-18	.833	12	33	45	37.8	17	15	16	7	2	80	77.0	
Mercyhurst	11/14/2019	67-65	W	23-50	.460	5-21	.238	16-23	.696	13	16	29	36.0	15	7	17	0	5	67	75.0	
West Liberty	11/16/2019	98-83	W	36-66	.545	12-29	.414	14-19	.737	13	33	46	37.7	19	18	25	7	9	98	78.8	
Le Moyne	11/19/2019	89-79	W	34-71	.479	10-31	.323	11-11	1.000	12	26	38	37.7	15	15	11	2	7	89	80.3	
Wilmington (DE)	11/23/2019	83-81	W	27-64	.422	10-27	.370	19-26	.731	14	27	41	38.1	13	14	14	3	8	83	80.6	
at USciences	11/30/2019	83-57	W	31-74	.419	14-35	.400	7-11	.636	21	24	45	38.9	19	17	9	5	11	83	80.9	
Salem (WV)	12/04/2019	89-59	W	37-73	.507	12-33	.364	3-7	.429	16	32	48	39.8	11	24	20	5	10	89	81.7	
Roberts Wesleyan	12/07/2019	96-70	W	34-62	.548	8-23	.348	20-23	.870	9	28	37	39.5	20	13	10	4	6	96	83.0	
at Mercy	12/13/2019	103-59	W	40-73	.548	14-30	.467	9-13	.692	11	40	51	40.5	18	17	10	4	8	103	84.7	
at St. Thomas Aquinas	12/15/2019	80-87	L	27-59	.458	9-24	.375	17-22	.773	6	23	29	39.6	26	8	13	2	4	80	84.3	
at Saint Rose	12/19/2019	96-88	W	34-56	.607	8-20	.400	20-27	.741	7	15	22	38.4	21	21	16	1	12	96	85.1	
at St. Anselm	01/01/2020	59-87	L	21-56	.375	6-19	.316	11-18	.611	9	29	38	38.3	17	9	16	6	2	59	83.4	
at Saint Michael's	01/02/2020	72-68	W	26-57	.456	7-22	.318	13-18	.722	6	16	22	37.3	10	11	13	3	11	72	82.7	
at Stonehill	01/04/2020	76-82	L	28-53	.528	9-22	.409	11-16	.688	9	23	32	37.0	14	7	16	3	8	76	82.3	
Queens (NY)	01/10/2020	65-57	W	24-55	.436	9-25	.360	8-11	.727	7	30	37	37.0	12	11	14	3	2	65	81.3	
Bridgeport	01/12/2020	64-67	L	24-61	.393	4-17	.235	12-17	.706	13	34	47	37.5	16	10	18	5	4	64	80.4	
at Dist. Columbia	01/19/2020	65-61	W	23-61	.377	6-19	.316	13-17	.765	14	32	46	38.0	13	11	19	2	6	65	79.7	
Molloy	01/24/2020	91-83	W	25-62	.403	11-25	.440	30-37	.811	6	30	36	37.9	10	12	9	5	8	91	80.2	
New York Tech	01/26/2020	92-57	W	33-65	.508	11-22	.500	15-16	.938	8	30	38	37.9	15	20	14	1	12	92	80.7	
at Roberts Wesleyan	02/01/2020	93-73	W	31-69	.449	15-33	.455	16-21	.762	11	26	37	37.8	15	21	9	4	10	93	81.3	
at Bridgeport	02/07/2020	74-83	L	25-52	.481	13-27	.481	11-11	1.000	8	25	33	37.6	17	18	26	2	5	74	81.0	
at Queens (NY)	02/09/2020	84-74	W	31-58	.534	10-22	.455	12-13	.923	8	27	35	37.5	11	17	12	4	5	84	81.1	
St. Thomas Aquinas	02/14/2020	81-77	W	29-51	.569	12-30	.400	11-15	.733	5	27	32	37.3	17	15	21	4	4	81	81.1	
Mercy	02/16/2020	96-79	W	37-70	.529	16-36	.444	6-10	.600	11	26	37	37.3	11	21	8	1	7	96	81.6	
Dist. Columbia	02/21/2020	93-90	Wot	29-60	.483	12-26	.462	23-34	.676	11	22	33	37.1	16	18	13	4	12	93	82.0	
Total		2297		817-1698	.481	280-715	.392	383-510	.751	285	755	1040	37.1	441	411	426	95	192	2297	82.0	
Opponents		2069		766-1746	.439	238-697	.341	299-409	.731	261	659	920	32.9	515	361	416	73	213	2069	73.9	

**Daemen Averages**

Games Played	Points/game	FG Pct	3FG Pct	FT Pct	Rebounds/game	Assists/game	Turnovers/game	Assist/Turnover ratio	Steals/game	Blocks/game
28	82.0	48.1	39.2	75.1	37.1	14.7	15.2	1.0	6.9	3.4



**2019-20 Daemen Men's Basketball  
Team High/Low Analysis  
All games**

Page 1/4  
as of Feb 27, 2020

**Daemen - Game Highs**

<b>POINTS</b>	103		at Mercy (12/13/2019)
	98		West Liberty (11/16/2019)
	96		Mercy (02/16/2020)
	96		at Saint Rose (12/19/2019)
	96		Roberts Wesleyan (12/07/2019)
<b>FIELD GOALS MADE</b>	40		at Mercy (12/13/2019)
	37		Mercy (02/16/2020)
	37		Salem (WV) (12/04/2019)
	37		Felician (11/08/2019)
<b>FIELD GOAL ATTEMPTS</b>	74		at USciences (11/30/2019)
	73		at Mercy (12/13/2019)
	73		Salem (WV) (12/04/2019)
<b>FIELD GOAL PERCENTAGE</b>	.607	(34-56)	at Saint Rose (12/19/2019)
	.578	(37-64)	Felician (11/08/2019)
<b>3 PT FG MADE</b>	16		Mercy (02/16/2020)
	15		at Roberts Wesleyan (02/01/2020)
<b>3 PT FG ATTEMPTS</b>	36		Mercy (02/16/2020)
	35		at USciences (11/30/2019)
<b>3 PT FG PERCENTAGE</b>	.500	(11-22)	New York Tech (01/26/2020)
	.481	(13-27)	at Bridgeport (02/07/2020)
<b>FREE THROWS MADE</b>	30		Molloy (01/24/2020)
	23		Dist. Columbia (02/21/2020)
<b>FREE THROW ATTEMPTS</b>	37		Molloy (01/24/2020)
	34		Dist. Columbia (02/21/2020)
<b>FREE THROW PERCENTAGE</b>	1.000	(11-11)	at Bridgeport (02/07/2020)
	1.000	(11-11)	Le Moyne (11/19/2019)
<b>REBOUNDS</b>	51		at Mercy (12/13/2019)
	48		Salem (WV) (12/04/2019)
<b>ASSISTS</b>	24		Salem (WV) (12/04/2019)
	21		Mercy (02/16/2020)
	21		at Roberts Wesleyan (02/01/2020)
	21		at Saint Rose (12/19/2019)
<b>STEALS</b>	12		Dist. Columbia (02/21/2020)
	12		New York Tech (01/26/2020)
	12		at Saint Rose (12/19/2019)
<b>BLOCKED SHOTS</b>	7		West Liberty (11/16/2019)
	7		Nyack (11/09/2019)
<b>TURNOVERS</b>	26		at Bridgeport (02/07/2020)
	25		West Liberty (11/16/2019)
<b>FOULS</b>	26		at St. Thomas Aquinas (12/15/2019)
	21		at Saint Rose (12/19/2019)



2019-20 Daemen Men's Basketball  
Team High/Low Analysis  
All games

Page 2/4  
as of Feb 27, 2020

Opponent - Game Highs

POINTS	90		Dist. Columbia (02/21/2020)
	88		at Saint Rose (12/19/2019)
	87		at St. Anselm (01/01/2020)
	87		at St. Thomas Aquinas (12/15/2019)
	85		vs Northwest Mo. St. (N) (11/01/2019)
FIELD GOALS MADE	34		Molloy (01/24/2020)
	33		Mercy (02/16/2020)
FIELD GOAL ATTEMPTS	84		Felician (11/08/2019)
	76		Molloy (01/24/2020)
	76		West Liberty (11/16/2019)
FIELD GOAL PERCENTAGE	.566	(30-53)	vs Northwest Mo. St. (N) (11/01/2019)
	.544	(31-57)	at Saint Rose (12/19/2019)
3 PT FG MADE	16		Le Moyne (11/19/2019)
	15		Wilmington (DE) (11/23/2019)
3 PT FG ATTEMPTS	34		Felician (11/08/2019)
	33		Le Moyne (11/19/2019)
3 PT FG PERCENTAGE	.536	(15-28)	Wilmington (DE) (11/23/2019)
	.519	(14-27)	at Stonehill (01/04/2020)
FREE THROWS MADE	25		at St. Thomas Aquinas (12/15/2019)
	21		at Saint Rose (12/19/2019)
FREE THROW ATTEMPTS	32		at St. Thomas Aquinas (12/15/2019)
	26		at Saint Rose (12/19/2019)
FREE THROW PERCENTAGE	.933	(14-15)	vs Northwest Mo. St. (N) (11/01/2019)
	.929	(13-14)	Felician (11/08/2019)
REBOUNDS	46		Molloy (01/24/2020)
	41		at St. Anselm (01/01/2020)
ASSISTS	24		at St. Anselm (01/01/2020)
	21		Mercy (02/16/2020)
STEALS	19		at Bridgeport (02/07/2020)
	13		West Liberty (11/16/2019)
BLOCKED SHOTS	9		at Dist. Columbia (01/19/2020)
	8		at Roberts Wesleyan (02/01/2020)
TURNOVERS	23		at Saint Michael's (01/02/2020)
	23		at Saint Rose (12/19/2019)
	23		Salem (WV) (12/04/2019)
FOULS	28		Dist. Columbia (02/21/2020)
	24		Molloy (01/24/2020)



**2019-20 Daemen Men's Basketball  
Team High/Low Analysis  
All games**

Page 3/4  
as of Feb 27, 2020

**Daemen - Game Lows**

<b>POINTS</b>	59	at St. Anselm (01/01/2020)
	64	Bridgeport (01/12/2020)
	65	at Dist. Columbia (01/19/2020)
	65	Queens (NY) (01/10/2020)
	65	vs Northwest Mo. St. (N) (11/01/2019)
<b>FIELD GOALS MADE</b>	21	at St. Anselm (01/01/2020)
	21	vs Northwest Mo. St. (N) (11/01/2019)
<b>FIELD GOAL ATTEMPTS</b>	45	vs Northwest Mo. St. (N) (11/01/2019)
	50	Mercyhurst (11/14/2019)
	50	vs Missouri Western (N) (11/02/2019)
<b>FIELD GOAL PERCENTAGE</b>	.375 (21-56)	at St. Anselm (01/01/2020)
	.377 (23-61)	at Dist. Columbia (01/19/2020)
<b>3 PT FG MADE</b>	4	Bridgeport (01/12/2020)
	5	Mercyhurst (11/14/2019)
<b>3 PT FG ATTEMPTS</b>	17	Bridgeport (01/12/2020)
	19	at Dist. Columbia (01/19/2020)
	19	at St. Anselm (01/01/2020)
<b>3 PT FG PERCENTAGE</b>	.235 (4-17)	Bridgeport (01/12/2020)
	.238 (5-21)	Mercyhurst (11/14/2019)
<b>FREE THROWS MADE</b>	3	Salem (WV) (12/04/2019)
	6	Mercy (02/16/2020)
<b>FREE THROW ATTEMPTS</b>	7	Salem (WV) (12/04/2019)
	10	Mercy (02/16/2020)
<b>FREE THROW PERCENTAGE</b>	.429 (3-7)	Salem (WV) (12/04/2019)
	.600 (6-10)	Mercy (02/16/2020)
<b>REBOUNDS</b>	22	at Saint Michael's (01/02/2020)
	22	at Saint Rose (12/19/2019)
<b>ASSISTS</b>	7	at Stonehill (01/04/2020)
	7	Mercyhurst (11/14/2019)
<b>STEALS</b>	2	Queens (NY) (01/10/2020)
	2	at St. Anselm (01/01/2020)
	2	Nyack (11/09/2019)
<b>BLOCKED SHOTS</b>	0	Mercyhurst (11/14/2019)
	1	Mercy (02/16/2020)
	1	New York Tech (01/26/2020)
	1	at Saint Rose (12/19/2019)
	1	vs Missouri Western (N) (11/02/2019)
	1	vs Northwest Mo. St. (N) (11/01/2019)
<b>TURNOVERS</b>	8	Mercy (02/16/2020)
	9	at Roberts Wesleyan (02/01/2020)
	9	Molloy (01/24/2020)
	9	at USciences (11/30/2019)
<b>FOULS</b>	10	Molloy (01/24/2020)
	10	at Saint Michael's (01/02/2020)



**2019-20 Daemen Men's Basketball**  
**Team High/Low Analysis**  
**All games**

Page 4/4  
as of Feb 27, 2020

**Opponent - Game Lows**

<b>POINTS</b>	57		New York Tech (01/26/2020)
	57		Queens (NY) (01/10/2020)
	57		at USciences (11/30/2019)
	59		at Mercy (12/13/2019)
	59		Salem (WV) (12/04/2019)
<b>FIELD GOALS MADE</b>	19		at USciences (11/30/2019)
	20		at Mercy (12/13/2019)
<b>FIELD GOAL ATTEMPTS</b>	47		Mercyhurst (11/14/2019)
	50		at USciences (11/30/2019)
<b>FIELD GOAL PERCENTAGE</b>	.323	(20-62)	at Mercy (12/13/2019)
	.345	(29-84)	Felician (11/08/2019)
<b>3 PT FG MADE</b>	4		New York Tech (01/26/2020)
	4		Queens (NY) (01/10/2020)
	4		at Mercy (12/13/2019)
<b>3 PT FG ATTEMPTS</b>	14		at Saint Rose (12/19/2019)
	16		New York Tech (01/26/2020)
	16		at St. Thomas Aquinas (12/15/2019)
<b>3 PT FG PERCENTAGE</b>	.154	(4-26)	Queens (NY) (01/10/2020)
	.200	(4-20)	at Mercy (12/13/2019)
<b>FREE THROWS MADE</b>	2		Salem (WV) (12/04/2019)
	2		Wilmington (DE) (11/23/2019)
<b>FREE THROW ATTEMPTS</b>	6		Mercy (02/16/2020)
	7		Molloy (01/24/2020)
	7		Salem (WV) (12/04/2019)
	7		Wilmington (DE) (11/23/2019)
<b>FREE THROW PERCENTAGE</b>	.286	(2-7)	Salem (WV) (12/04/2019)
	.286	(2-7)	Wilmington (DE) (11/23/2019)
<b>REBOUNDS</b>	25		Mercyhurst (11/14/2019)
	25		vs Northwest Mo. St. (N) (11/01/2019)
<b>ASSISTS</b>	4		at Mercy (12/13/2019)
	5		vs Missouri Western (N) (11/02/2019)
<b>STEALS</b>	2		at St. Thomas Aquinas (12/15/2019)
	3		Roberts Wesleyan (12/07/2019)
<b>BLOCKED SHOTS</b>	0		St. Thomas Aquinas (02/14/2020)
	0		at Bridgeport (02/07/2020)
	0		Queens (NY) (01/10/2020)
	0		Mercyhurst (11/14/2019)
<b>TURNOVERS</b>	7		at Queens (NY) (02/09/2020)
	7		vs Northwest Mo. St. (N) (11/01/2019)
<b>FOULS</b>	13		at USciences (11/30/2019)
	14		Mercy (02/16/2020)
	14		Queens (NY) (01/10/2020)
	14		at Mercy (12/13/2019)
	14		Salem (WV) (12/04/2019)





**2019-20 Daemen Men's Basketball  
Player Highs Analysis  
All games**

Page 1/4  
as of Feb 27, 2020

**Daemen - Individual Game Highs**

<b>POINTS</b>	34		Andrew Sischo at Saint Rose (12/19/2019)
	34		Andrew Sischo vs Salem (WV) (12/04/2019)
	34		Andrew Sischo vs Nyack (11/09/2019)
	31		Andrew Sischo vs Felician (11/08/2019)
	30		Andrew Sischo at St. Thomas Aquinas (12/15/2019)
<b>FIELD GOALS MADE</b>	15		Andrew Sischo vs Salem (WV) (12/04/2019)
	13		Andrew Sischo at Saint Rose (12/19/2019)
<b>FIELD GOAL ATTEMPTS</b>	22		Andrew Sischo vs Salem (WV) (12/04/2019)
	20		Andrew Sischo at Mercy (12/13/2019)
<b>FIELD GOAL PERCENTAGE (min 5 made)</b>	1.000	(5-5)	Kyle Harris vs Mercyhurst (11/14/2019)
	.923	(12-13)	Andrew Sischo at Queens (NY) (02/09/2020)
	.923	(12-13)	Andrew Sischo vs West Liberty (11/16/2019)
<b>3 PT FG MADE</b>	7		Jeff Redband at Bridgeport (02/07/2020)
	7		Jeff Redband at Roberts Wesleyan (02/01/2020)
	7		Jeff Redband at USciences (11/30/2019)
<b>3 PT FG ATTEMPTS</b>	12		Jeff Redband at USciences (11/30/2019)
	11		Jeff Redband at Roberts Wesleyan (02/01/2020)
<b>3 PT FG PERCENTAGE (min 2 made)</b>	1.000	(3-3)	Ryan Salzberg at Mercy (12/13/2019)
	1.000	(2-2)	Joey Wallace vs Queens (NY) (01/10/2020)
	1.000	(2-2)	Kyle Harris vs Queens (NY) (01/10/2020)
	1.000	(2-2)	Jay Sarkis vs Mercyhurst (11/14/2019)
	1.000	(2-2)	Kyle Harris vs Felician (11/08/2019)
<b>FREE THROWS MADE</b>	11		Andrew Sischo vs Molloy (01/24/2020)
	10		Joey Wallace vs Wilmington (DE) (11/23/2019)
	10		Andrew Sischo vs Nyack (11/09/2019)
<b>FREE THROW ATTEMPTS</b>	14		Andrew Sischo vs Molloy (01/24/2020)
	13		Andrew Sischo vs Northwest Mo. St. (N) (11/01/2019)
<b>FREE THROW PERCENTAGE (min 3 made)</b>	1.000	(7-7)	Breon Harris vs St. Thomas Aquinas (02/14/2020)
	1.000	(7-7)	Jeff Redband vs Molloy (01/24/2020)
	1.000	(7-7)	Jeff Redband at Saint Rose (12/19/2019)
	1.000	(6-6)	Andrew Sischo at Bridgeport (02/07/2020)
	1.000	(6-6)	Andrew Sischo vs New York Tech (01/26/2020)
	1.000	(6-6)	Keith Slack vs Roberts Wesleyan (12/07/2019)
	1.000	(5-5)	Joey Wallace vs New York Tech (01/26/2020)
	1.000	(5-5)	Breon Harris at St. Thomas Aquinas (12/15/2019)
	1.000	(4-4)	Breon Harris at Queens (NY) (02/09/2020)
	1.000	(4-4)	Jeff Redband at Queens (NY) (02/09/2020)
	1.000	(4-4)	Breon Harris at Bridgeport (02/07/2020)
	1.000	(4-4)	Andrew Sischo at St. Anselm (01/01/2020)
	1.000	(4-4)	Jeff Redband at St. Thomas Aquinas (12/15/2019)
	1.000	(4-4)	Jeff Redband at Mercy (12/13/2019)
	1.000	(4-4)	Andrew Sischo vs Le Moyne (11/19/2019)
	1.000	(4-4)	Jeff Redband vs Nyack (11/09/2019)
	1.000	(4-4)	Joey Wallace vs Missouri Western (N) (11/02/2019)
	1.000	(3-3)	Breon Harris at St. Anselm (01/01/2020)
	1.000	(3-3)	Andrew Sischo vs Roberts Wesleyan (12/07/2019)
	1.000	(3-3)	Ryan Bradley vs Le Moyne (11/19/2019)
<b>REBOUNDS</b>	20		Andrew Sischo at USciences (11/30/2019)
	19		Andrew Sischo vs Felician (11/08/2019)
<b>ASSISTS</b>	8		Joey Wallace vs Mercy (02/16/2020)
	8		Joey Wallace vs St. Thomas Aquinas (02/14/2020)
	8		Jay Sarkis vs Salem (WV) (12/04/2019)



2019-20 Daemen Men's Basketball  
Player Highs Analysis  
All games

Page 2/4  
as of Feb 27, 2020

Daemen - Individual Game Highs

STEALS	5	Breon Harris vs New York Tech (01/26/2020)
	4	Joey Wallace vs New York Tech (01/26/2020)
	4	Breon Harris at Dist. Columbia (01/19/2020)
	4	Breon Harris at Stonehill (01/04/2020)
	4	Andrew Sischo at Saint Rose (12/19/2019)
	4	Andrew Sischo at USciences (11/30/2019)
	4	Breon Harris vs West Liberty (11/16/2019)
BLOCKED SHOTS	5	Andrew Sischo vs Felician (11/08/2019)
	4	Andrew Sischo vs Nyack (11/09/2019)
TURNOVERS	8	Andrew Sischo vs Missouri Western (N) (11/02/2019)
	6	Joey Wallace vs St. Thomas Aquinas (02/14/2020)
	6	Andrew Sischo vs New York Tech (01/26/2020)
	6	Breon Harris vs West Liberty (11/16/2019)
	6	Andrew Sischo vs Felician (11/08/2019)
FOULS	5	Andrew Sischo at Saint Rose (12/19/2019)
	5	Joey Wallace at St. Thomas Aquinas (12/15/2019)
	5	Kyle Harris vs Missouri Western (N) (11/02/2019)
	5	Breon Harris vs Northwest Mo. St. (N) (11/01/2019)



**2019-20 Daemen Men's Basketball  
Player Highs Analysis  
All games**

Page 3/4  
as of Feb 27, 2020

**Opponent - Individual Game Highs**

<b>POINTS</b>	33		Nick Corbett vs Molloy (01/24/2020)
	28		Sekou Sylla at Saint Rose (12/19/2019)
	27		Bryan Griffin vs Mercy (02/16/2020)
	26		Tyler Arbuckle at St. Anselm (01/01/2020)
	24		Jermaine Head vs Wilmington (DE) (11/23/2019)
	24		Ryan Hawkins vs Northwest Mo. St. (N) (11/01/2019)
	24		Trevor Hudgins vs Northwest Mo. St. (N) (11/01/2019)
<b>FIELD GOALS MADE</b>	14		Nick Corbett vs Molloy (01/24/2020)
	13		Bryan Griffin vs Mercy (02/16/2020)
<b>FIELD GOAL ATTEMPTS</b>	27		Nick Corbett vs Molloy (01/24/2020)
	20		Zachary Olukanni vs Dist. Columbia (02/21/2020)
<b>FIELD GOAL PERCENTAGE (min 5 made)</b>	.833	(5-6)	Eric Fleming at Saint Rose (12/19/2019)
	.818	(9-11)	Diego Bernard vs Northwest Mo. St. (N) (11/01/2019)
<b>3 PT FG MADE</b>	6		Tyler Arbuckle at St. Anselm (01/01/2020)
	6		Ryan Roland vs Le Moyne (11/19/2019)
	6		Ryan Hawkins vs Northwest Mo. St. (N) (11/01/2019)
<b>3 PT FG ATTEMPTS</b>	13		Jay'von Jackson vs Felician (11/08/2019)
	11		Tyler Arbuckle at St. Anselm (01/01/2020)
	11		Lonnie Rivera vs Le Moyne (11/19/2019)
<b>3 PT FG PERCENTAGE (min 2 made)</b>	1.000	(2-2)	Manasseh Small at Saint Rose (12/19/2019)
	1.000	(2-2)	Preston Boswell vs West Liberty (11/16/2019)
<b>FREE THROWS MADE</b>	10		Sekou Sylla at Saint Rose (12/19/2019)
	10		Trevor Hudgins vs Northwest Mo. St. (N) (11/01/2019)
<b>FREE THROW ATTEMPTS</b>	12		Amari Lee vs Roberts Wesleyan (12/07/2019)
	11		Sekou Sylla at Saint Rose (12/19/2019)
<b>FREE THROW PERCENTAGE (min 3 made)</b>	1.000	(10-10)	Trevor Hudgins vs Northwest Mo. St. (N) (11/01/2019)
	1.000	(6-6)	Curtis Thompson vs Nyack (11/09/2019)
	1.000	(6-6)	Will Eames vs Missouri Western (N) (11/02/2019)
	1.000	(5-5)	Owen Chose at Stonehill (01/04/2020)
	1.000	(4-4)	Dwayne Henry Jr. at Queens (NY) (02/09/2020)
	1.000	(4-4)	Travis Robinson-Morgan at Bridgeport (02/07/2020)
	1.000	(4-4)	Tyler Washington at Saint Rose (12/19/2019)
	1.000	(4-4)	Korey Lee at Mercy (12/13/2019)
	1.000	(4-4)	Malik Mckinney vs West Liberty (11/16/2019)
	1.000	(4-4)	MiyKah McIntosh vs Mercyhurst (11/14/2019)
	1.000	(3-3)	Kevin Buron at Queens (NY) (02/09/2020)
	1.000	(3-3)	Reggie Clark at Roberts Wesleyan (02/01/2020)
	1.000	(3-3)	Armon Nasser at Roberts Wesleyan (02/01/2020)
	1.000	(3-3)	Brandon Starr at USciences (11/30/2019)
	1.000	(3-3)	Trystan Pratapas vs Mercyhurst (11/14/2019)
<b>REBOUNDS</b>	15		Pano Pavlidis vs Molloy (01/24/2020)
	14		Sekou Sylla at Saint Rose (12/19/2019)
<b>ASSISTS</b>	9		Lamont Williams Jr. vs Mercy (02/16/2020)
	7		Bakary Camara at Bridgeport (02/07/2020)
	7		Miles Tention at St. Anselm (01/01/2020)
	7		Tom Brown vs Le Moyne (11/19/2019)
	7		Trevor Hudgins vs Northwest Mo. St. (N) (11/01/2019)
<b>STEALS</b>	7		Bakary Camara at Bridgeport (02/07/2020)
	4		Zachary Olukanni vs Dist. Columbia (02/21/2020)
	4		Jeffrey Hayden vs New York Tech (01/26/2020)
	4		Jermaine Head vs Wilmington (DE) (11/23/2019)
	4		Preston Boswell vs West Liberty (11/16/2019)
	4		Junior Graham vs Nyack (11/09/2019)
<b>BLOCKED SHOTS</b>	4		Shane Fanning at Roberts Wesleyan (02/01/2020)
	4		Consolo Adams at Dist. Columbia (01/19/2020)



2019-20 Daemen Men's Basketball  
Player Highs Analysis  
All games

Page 4/4  
as of Feb 27, 2020

Opponent - Individual Game Highs

TURNOVERS	6	Nick Corbett vs Molloy (01/24/2020)
	6	Thomas Jackson III at Saint Michael's (01/02/2020)
	6	Demetre Roberts at St. Thomas Aquinas (12/15/2019)
	6	Tyrell Carroll vs Missouri Western (N) (11/02/2019)
FOULS	5	Kenneth Stancell vs Dist. Columbia (02/21/2020)
	5	Aaren Smith vs Dist. Columbia (02/21/2020)
	5	Consolo Adams vs Dist. Columbia (02/21/2020)
	5	Aaren Smith at Dist. Columbia (01/19/2020)
	5	Michael Wearne at Saint Rose (12/19/2019)
	5	Demani Smith vs Roberts Wesleyan (12/07/2019)
	5	Jay'von Jackson vs Felician (11/08/2019)
	5	Jaron Thames vs Missouri Western (N) (11/02/2019)
	5	Will Eames vs Missouri Western (N) (11/02/2019)



**2019-20 Daemen Men's Basketball  
Team Overall Conference  
All games**

Page 1/2  
as of Feb 27, 2020

**Summary**

Player	Overall Statistics										Conference Statistics									
	GP-GS	MIN/G	FG%	3FG%	FT%	R/G	A/G	STL	BLK	PTS/G	GP-GS	MIN/G	FG%	3FG%	FT%	R/G	A/G	STL	BLK	PTS/G
SISCHO, Andrew	27-25	33.8	.638	.458	.724	11.2	1.5	24	32	24.2	13-11	32.7	.636	.500	.765	9.6	1.6	10	14	23.3
REDBAND, Jeff	28-28	32.4	.457	.461	.934	3.9	1.3	30	28	13.7	14-14	33.0	.434	.442	.944	3.6	0.7	13	12	15.0
HARRIS, Breon	24-22	29.1	.408	.386	.833	4.1	2.6	45	2	12.8	13-11	30.2	.393	.379	.969	3.9	2.8	24	2	12.2
WALLACE, Joey	27-26	30.1	.439	.310	.727	6.3	3.6	30	4	11.6	14-14	30.7	.470	.395	.683	8.0	4.6	15	1	13.0
SARKIS, Jay	26-26	32.8	.406	.377	.619	2.3	3.2	22	1	8.9	14-14	33.0	.448	.419	.750	2.8	2.8	11	1	10.7
SLACK, Keith	12-1	14.5	.446	.415	1.000	1.6	1.2	4	0	6.3	3-0	11.8	.700	.750	1.000	1.3	0.3	1	0	8.7
HARRIS, Kyle	28-9	18.8	.407	.343	.833	2.9	1.1	7	5	4.5	14-3	16.5	.279	.250	.833	3.1	0.9	5	3	2.6
BRADLEY, Ryan	16-0	9.9	.439	.091	.500	2.2	0.4	7	6	2.6	9-0	7.9	.333	.167	.200	1.4	0.3	3	2	1.1
HOLT, Tajmin	28-0	9.6	.392	.292	.375	1.3	0.7	14	12	2.4	14-0	11.5	.477	.462	.250	1.8	1.0	7	8	3.5
WILLIAMS, Donte'	13-0	6.6	.545	.417	.000	0.9	0.3	1	2	2.2	3-0	5.3	.000	.000	.000	0.0	0.0	0	1	0.0
SALZBERG, Ryan	19-0	4.6	.563	.500	.667	0.5	0.3	6	1	1.3	11-0	4.1	.714	1.000	.500	0.5	0.3	3	0	1.4
LUKE, Chris	23-2	3.8	.632	.000	.667	1.2	0.1	1	1	1.1	11-2	5.8	.611	.000	.667	2.1	0.1	0	0	2.2
BASDEN, Ziv	11-0	2.0	.667	.000	.000	0.5	0.2	0	1	1.1	5-0	2.3	.600	.000	.000	0.6	0.4	0	1	1.2
HINES, Da'Shawn	10-0	1.6	1.000	1.000	.000	0.0	0.2	1	0	0.5	5-0	2.0	1.000	1.000	.000	0.0	0.4	1	0	0.6
DUAH, Jeffrey	9-1	1.5	.250	.000	.500	0.2	0.2	0	0	0.4	6-1	1.7	.250	.000	1.000	0.2	0.3	0	0	0.7
<b>Totals</b>	<b>28</b>		<b>.481</b>	<b>.392</b>	<b>.751</b>	<b>37.1</b>	<b>14.7</b>	<b>192</b>	<b>95</b>	<b>82.0</b>	<b>14</b>		<b>.480</b>	<b>.418</b>	<b>.781</b>	<b>37.7</b>	<b>15.1</b>	<b>93</b>	<b>45</b>	<b>84.1</b>
<b>Opponent</b>	<b>28</b>		<b>.439</b>	<b>.341</b>	<b>.731</b>	<b>32.9</b>	<b>12.9</b>	<b>213</b>	<b>73</b>	<b>73.9</b>	<b>14</b>		<b>.432</b>	<b>.317</b>	<b>.721</b>	<b>33.4</b>	<b>12.6</b>	<b>95</b>	<b>37</b>	<b>72.6</b>

**Scoring**

Player	Overall Statistics								Conference Statistics							
	FG-FGA	FG%	3FG-3FGA	3FG%	FT-FTA	FT%	PTS	PTS/G	FG-FGA	FG%	3FG-3FGA	3FG%	FT-FTA	FT%	PTS	PTS/G
SISCHO, Andrew	250-392	.638	11-24	.458	142-196	.724	653	24.2	117-184	.636	7-14	.500	62-81	.765	303	23.3
REDBAND, Jeff	116-254	.457	94-204	.461	57-61	.934	383	13.7	63-145	.434	50-113	.442	34-36	.944	210	15.0
HARRIS, Breon	106-260	.408	44-114	.386	50-60	.833	306	12.8	53-135	.393	22-58	.379	31-32	.969	159	12.2
WALLACE, Joey	107-244	.439	26-84	.310	72-99	.727	312	11.6	62-132	.470	15-38	.395	43-63	.683	182	13.0
SARKIS, Jay	80-197	.406	46-122	.377	26-42	.619	232	8.9	52-116	.448	31-74	.419	15-20	.750	150	10.7
SLACK, Keith	25-56	.446	17-41	.415	8-8	1.000	75	6.3	7-10	.700	6-8	.750	6-6	1.000	26	8.7
HARRIS, Kyle	44-108	.407	23-67	.343	15-18	.833	126	4.5	12-43	.279	7-28	.250	5-6	.833	36	2.6
BRADLEY, Ryan	18-41	.439	1-11	.091	4-8	.500	41	2.6	4-12	.333	1-6	.167	1-5	.200	10	1.1
HOLT, Tajmin	29-74	.392	7-24	.292	3-8	.375	68	2.4	21-44	.477	6-13	.462	1-4	.250	49	3.5
WILLIAMS, Donte'	12-22	.545	5-12	.417	0-0	.000	29	2.2	0-2	.000	0-1	.000	0-0	.000	0	0.0
SALZBERG, Ryan	9-16	.563	5-10	.500	2-3	.667	25	1.3	5-7	.714	4-4	1.000	1-2	.500	15	1.4
LUKE, Chris	12-19	.632	0-0	.000	2-3	.667	26	1.1	11-18	.611	0-0	.000	2-3	.667	24	2.2
BASDEN, Ziv	6-9	.667	0-1	.000	0-0	.000	12	1.1	3-5	.600	0-1	.000	0-0	.000	6	1.2
HINES, Da'Shawn	2-2	1.000	1-1	1.000	0-0	.000	5	0.5	1-1	1.000	1-1	1.000	0-0	.000	3	0.6
DUAH, Jeffrey	1-4	.250	0-0	.000	2-4	.500	4	0.4	1-4	.250	0-0	.000	2-2	1.000	4	0.7
<b>Totals</b>	<b>817-1698</b>	<b>.481</b>	<b>280-715</b>	<b>.392</b>	<b>383-510</b>	<b>.751</b>	<b>2297</b>	<b>82.0</b>	<b>412-858</b>	<b>.480</b>	<b>150-359</b>	<b>.418</b>	<b>203-260</b>	<b>.781</b>	<b>1177</b>	<b>84.1</b>
<b>Opponent</b>	<b>766-1746</b>	<b>.439</b>	<b>238-697</b>	<b>.341</b>	<b>299-409</b>	<b>.731</b>	<b>2069</b>	<b>73.9</b>	<b>385-892</b>	<b>.432</b>	<b>105-331</b>	<b>.317</b>	<b>142-197</b>	<b>.721</b>	<b>1017</b>	<b>72.6</b>



**2019-20 Daemen Men's Basketball  
Team Overall Conference  
All games**

Page 2/2  
as of Feb 27, 2020

**Totals**

Player	Overall Statistics										Conference Statistics									
	O-REB	D-REB	TOTAL	PF	FO	A	TO	A/TO	HI	PTS	O-REB	D-REB	TOTAL	PF	FO	A	TO	A/TO	HI	PTS
SISCHO, Andrew	117	186	303	86	1	41	91	0.5	34		46	79	125	41	0	21	36	0.6	30	
REDBAND, Jeff	20	88	108	46	0	37	42	0.9	26		9	41	50	24	0	10	21	0.5	26	
HARRIS, Breon	18	81	99	62	1	63	69	0.9	23		10	41	51	30	0	37	34	1.1	22	
WALLACE, Joey	41	129	170	70	1	96	69	1.4	23		25	87	112	36	1	65	28	2.3	23	
SARKIS, Jay	5	56	61	22	0	84	59	1.4	22		3	36	39	14	0	39	35	1.1	22	
SLACK, Keith	2	17	19	9	0	14	10	1.4	15		0	4	4	2	0	1	2	0.5	15	
HARRIS, Kyle	12	70	82	48	1	31	26	1.2	14		2	41	43	18	0	12	10	1.2	6	
BRADLEY, Ryan	11	24	35	29	0	7	16	0.4	9		1	12	13	16	0	3	7	0.4	3	
HOLT, Tajmin	12	23	35	24	0	20	23	0.9	9		8	17	25	14	0	14	15	0.9	9	
WILLIAMS, Donte'	3	9	12	10	0	4	6	0.7	8		0	0	0	3	0	0	0	0.0	0	
SALZBERG, Ryan	2	7	9	6	0	6	0	6.0	11		0	5	5	3	0	3	0	3.0	11	
LUKE, Chris	12	15	27	23	0	2	6	0.3	6		10	13	23	12	0	1	3	0.3	6	
BASDEN, Ziv	2	3	5	6	0	2	2	1.0	6		1	2	3	4	0	2	1	2.0	6	
HINES, Da'Shawn	0	0	0	0	0	2	0	2.0	3		0	0	0	0	0	2	0	2.0	3	
DUAH, Jeffrey	0	2	2	0	0	2	1	2.0	2		0	1	1	0	0	2	0	2.0	2	
<b>Totals</b>	<b>285</b>	<b>755</b>	<b>1040</b>	<b>441</b>	<b>4</b>	<b>411</b>	<b>426</b>	<b>1.0</b>	<b>103</b>		<b>128</b>	<b>400</b>	<b>528</b>	<b>217</b>	<b>1</b>	<b>212</b>	<b>196</b>	<b>1.1</b>	<b>103</b>	
<b>Opponent</b>	<b>261</b>	<b>659</b>	<b>920</b>	<b>515</b>	<b>9</b>	<b>361</b>	<b>416</b>	<b>0.9</b>	<b>90</b>		<b>125</b>	<b>343</b>	<b>468</b>	<b>254</b>	<b>5</b>	<b>176</b>	<b>193</b>	<b>0.9</b>	<b>90</b>	





**2019-20 Daemen Men's Basketball**  
**Points-rebounds-assists**  
**All games**

Page 1/2  
as of Feb 27, 2020

Opponent	Date	Score		2 HARRIS,BRE	3 HOLT,TAJMI	4 DUAH,JEFFR	5 SARKIS,JAY	10 WILLIAMS,D	12 HARRIS,KYL	14 HINES,DA'S	15 SLACK,KEIT	20 SALZBERG,R	22 SISCHO,AND	23 WALLACE,JO
vs NMSU	11/01/2019	65-85	L	0-1-0	0-0-0	DNP	2-0-2	8-0-2	5-2-2	DNP	3-1-0	DNP	24-15-5	17-3-1
vs MW	11/02/2019	68-64	W	DNP	0-2-0	DNP	7-1-1	5-3-0	11-2-0	DNP	11-2-0	DNP	11-12-3	8-6-3
Fel	11/08/2019	95-80	W	18-7-6	0-0-0	DNP	11-2-3	4-4-2	10-2-0	DNP	5-0-0	DNP	31-19-4	9-6-1
Nyack	11/09/2019	80-74	W	11-11-7	3-0-0	DNP	6-2-2	0-0-0	0-0-1	DNP	2-2-2	DNP	34-17-0	2-5-1
Mercy	11/14/2019	67-65	W	4-1-1	0-0-0	DNP	10-0-1	0-0-0	11-3-1	DNP	DNP	0-0-0	22-11-1	18-5-3
WL	11/16/2019	98-83	W	17-3-2	0-1-2	0-0-0	DNP	4-0-0	11-4-0	0-0-0	6-2-3	0-0-0	29-18-2	19-5-5
LeM	11/19/2019	89-79	W	14-4-2	2-0-0	DNP	DNP	2-1-0	7-3-4	DNP	7-2-2	2-0-0	27-11-1	6-5-3
Wilm	11/23/2019	83-81	W	21-4-3	0-1-0	DNP	0-2-4	0-1-0	3-4-3	DNP	3-1-1	DNP	24-8-0	17-8-2
at USci	11/30/2019	83-57	W	DNP	0-0-1	DNP	6-1-5	6-0-0	7-1-2	0-0-0	10-1-2	0-0-0	16-20-1	7-7-4
Salem	12/04/2019	89-59	W	DNP	6-1-1	0-0-0	11-6-8	0-3-0	14-7-1	2-0-0	2-4-3	3-2-0	34-12-1	5-0-6
RWC	12/07/2019	96-70	W	DNP	7-1-0	0-0-0	14-1-0	0-0-0	4-3-1	3-0-0	11-3-0	0-0-0	27-11-1	14-9-7
at Mercy	12/13/2019	103-59	W	11-6-2	2-5-2	0-1-0	9-2-3	0-0-0	5-3-1	0-0-2	15-1-1	11-2-0	26-9-2	4-12-3
at STA	12/15/2019	80-87	L	22-4-1	0-0-0	DNP	4-3-1	0-0-0	3-2-1	DNP	0-0-0	0-0-0	30-13-2	3-3-2
at StRose	12/19/2019	96-88	W	16-1-1	4-2-2	DNP	7-0-7	DNP	4-2-5	0-0-0	DNP	3-1-3	34-7-1	DNP
at SA	01/01/2020	59-87	L	7-8-2	0-1-0	0-1-0	5-4-3	DNP	7-5-0	0-0-0	DNP	2-1-0	18-13-1	5-2-1
at SMC	01/02/2020	72-68	W	16-8-1	2-1-0	DNP	12-0-6	DNP	0-0-0	DNP	DNP	0-0-0	24-7-0	5-2-1
at STO	01/04/2020	76-82	L	23-0-1	2-1-0	DNP	5-4-3	DNP	0-4-0	DNP	DNP	DNP	22-8-0	12-4-0
Queens	01/10/2020	65-57	W	10-7-2	9-1-3	DNP	8-2-3	DNP	6-5-1	DNP	DNP	0-1-0	DNP	23-7-0
UB	01/12/2020	64-67	L	5-4-2	0-1-1	DNP	2-5-1	DNP	0-6-1	DNP	DNP	0-0-0	28-11-0	16-9-5
at UDC	01/19/2020	65-61	W	10-2-3	0-3-1	DNP	11-6-0	DNP	0-4-0	DNP	DNP	0-0-0	22-10-1	8-9-5
Molloy	01/24/2020	91-83	W	4-6-4	0-1-2	DNP	20-4-2	DNP	2-3-1	DNP	DNP	0-0-0	22-11-1	16-4-0
NYIT	01/26/2020	92-57	W	14-1-7	3-4-1	2-0-2	14-1-1	DNP	0-8-0	0-0-0	DNP	0-0-0	19-6-1	17-5-7
at RWC	02/01/2020	93-73	W	15-3-3	2-1-2	0-0-0	8-1-7	DNP	4-4-1	0-0-0	DNP	1-0-0	18-10-3	21-9-3
at UB	02/07/2020	74-83	L	7-6-4	6-3-2	DNP	8-1-1	DNP	3-1-1	DNP	DNP	DNP	19-7-3	5-5-7
at Queens	02/09/2020	84-74	W	9-3-2	3-3-0	DNP	11-2-7	DNP	6-2-0	DNP	DNP	DNP	25-12-2	13-5-5
STA	02/14/2020	81-77	W	20-5-1	5-0-0	DNP	12-2-2	DNP	0-1-1	DNP	DNP	DNP	19-8-3	14-11-8
Mercy	02/16/2020	96-79	W	17-1-4	7-0-0	0-0-0	22-5-5	DNP	3-0-1	0-0-0	DNP	3-1-2	21-11-1	10-14-8
UDC	02/21/2020	93-90	Wot	15-3-2	5-2-0	2-0-0	7-4-6	DNP	0-1-2	DNP	DNP	0-1-1	27-6-1	18-10-5



**2019-20 Daemen Men's Basketball**  
**Points-rebounds-assists**  
**All games**

Page 2/2  
as of Feb 27, 2020

Opponent	Date	Score		24	25	34	44
				BASDEN,ZIV	BRADLEY,RV	LUKE,CHRIS	REDBAND,JE
vs NMSU	11/01/2019	65-85	L	0-0-0	DNP	0-0-0	6-1-0
vs MW	11/02/2019	68-64	W	DNP	DNP	0-0-0	15-3-4
Fel	11/08/2019	95-80	W	DNP	DNP	0-1-0	7-2-2
Nyack	11/09/2019	80-74	W	DNP	DNP	0-1-0	22-3-2
Mercy	11/14/2019	67-65	W	DNP	2-2-0	0-0-0	0-3-0
WL	11/16/2019	98-83	W	0-0-0	2-2-1	0-0-0	10-7-3
LeM	11/19/2019	89-79	W	DNP	9-5-2	DNP	13-4-1
Wilm	11/23/2019	83-81	W	DNP	6-3-1	DNP	9-6-0
at USci	11/30/2019	83-57	W	4-1-0	2-5-0	0-0-0	25-8-2
Salem	12/04/2019	89-59	W	2-1-0	4-3-0	0-0-0	6-7-4
RWC	12/07/2019	96-70	W	0-0-1	2-1-2	4-3-0	10-3-1
at Mercy	12/13/2019	103-59	W	6-2-1	3-2-0	4-1-0	7-1-0
at STA	12/15/2019	80-87	L	0-0-0	0-2-1	0-0-0	18-2-0
at StRose	12/19/2019	96-88	W	DNP	6-2-0	0-0-0	22-5-2
at SA	01/01/2020	59-87	L	0-0-0	DNP	0-1-0	15-0-2
at SMC	01/02/2020	72-68	W	0-0-0	DNP	0-0-0	13-2-3
at STO	01/04/2020	76-82	L	DNP	DNP	2-1-1	10-7-2
Queens	01/10/2020	65-57	W	DNP	DNP	4-11-0	5-0-2
UB	01/12/2020	64-67	L	DNP	DNP	0-1-0	13-8-0
at UDC	01/19/2020	65-61	W	DNP	DNP	0-1-0	14-2-1
Molloy	01/24/2020	91-83	W	DNP	0-1-0	1-0-0	26-5-2
NYIT	01/26/2020	92-57	W	DNP	0-1-0	6-3-1	17-5-0
at RWC	02/01/2020	93-73	W	0-1-0	1-4-0	DNP	23-4-2
at UB	02/07/2020	74-83	L	DNP	2-0-0	DNP	24-7-0
at Queens	02/09/2020	84-74	W	DNP	2-0-0	0-1-0	15-7-1
STA	02/14/2020	81-77	W	DNP	0-2-0	DNP	11-2-0
Mercy	02/16/2020	96-79	W	0-0-0	DNP	5-2-0	8-2-0
UDC	02/21/2020	93-90	Wot	DNP	DNP	0-0-0	19-2-1



2019-20 Daemen Men's Basketball  
Category Leaders  
All games

Page 1/3  
as of Feb 27, 2020

### Points

##	Player	G	Pts	Pts/G
22	Sischo, Andrew	27	653	24.2
44	Redband, Jeff	28	383	13.7
23	Wallace, Joey	27	312	11.6
2	Harris, Breon	24	306	12.8
5	Sarkis, Jay	26	232	8.9
12	Harris, Kyle	28	126	4.5
15	Slack, Keith	12	75	6.3
3	Holt, Tajmin	28	68	2.4
25	Bradley, Ryan	16	41	2.6
10	Williams, Donte'	13	29	2.2
34	Luke, Chris	23	26	1.1
20	Salzberg, Ryan	19	25	1.3
24	Basden, Ziv	11	12	1.1
14	Hines, Da'Shawn	10	5	0.5
4	Duah, Jeffrey	9	4	0.4

### Scoring Average

##	Player	G	Pts	Pts/G
22	Sischo, Andrew	27	653	24.2
44	Redband, Jeff	28	383	13.7
2	Harris, Breon	24	306	12.8
23	Wallace, Joey	27	312	11.6
5	Sarkis, Jay	26	232	8.9
15	Slack, Keith	12	75	6.3
12	Harris, Kyle	28	126	4.5
25	Bradley, Ryan	16	41	2.6
3	Holt, Tajmin	28	68	2.4
10	Williams, Donte'	13	29	2.2
20	Salzberg, Ryan	19	25	1.3
34	Luke, Chris	23	26	1.1
24	Basden, Ziv	11	12	1.1
14	Hines, Da'Shawn	10	5	0.5
4	Duah, Jeffrey	9	4	0.4

### Field Goal Percentage

##	Player	FG	Att	Pct
14	Hines, Da'Shawn	2	2	1.000
24	Basden, Ziv	6	9	.667
22	Sischo, Andrew	250	392	.638
34	Luke, Chris	12	19	.632
20	Salzberg, Ryan	9	16	.563
10	Williams, Donte'	12	22	.545
44	Redband, Jeff	116	254	.457
15	Slack, Keith	25	56	.446
25	Bradley, Ryan	18	41	.439
23	Wallace, Joey	107	244	.439
2	Harris, Breon	106	260	.408
12	Harris, Kyle	44	108	.407
5	Sarkis, Jay	80	197	.406
3	Holt, Tajmin	29	74	.392
4	Duah, Jeffrey	1	4	.250

### Field Goal Attempts

##	Player	G	Att	Att/G
22	Sischo, Andrew	27	392	14.5
2	Harris, Breon	24	260	10.8
44	Redband, Jeff	28	254	9.1
23	Wallace, Joey	27	244	9.0
5	Sarkis, Jay	26	197	7.6

### Field Goals Made

##	Player	G	Made	Made/G
22	Sischo, Andrew	27	250	9.3
44	Redband, Jeff	28	116	4.1
23	Wallace, Joey	27	107	4.0
2	Harris, Breon	24	106	4.4
5	Sarkis, Jay	26	80	3.1



**2019-20 Daemen Men's Basketball**  
**Category Leaders**  
**All games**

Page 2/3  
as of Feb 27, 2020

**3-Point FG Percentage**

##	Player	3FG	Att	Pct
14	Hines, Da'Shawn	1	1	1.000
20	Salzberg, Ryan	5	10	.500
44	Redband, Jeff	94	204	.461
22	Sischo, Andrew	11	24	.458
10	Williams, Donte'	5	12	.417
15	Slack, Keith	17	41	.415
2	Harris, Breon	44	114	.386
5	Sarkis, Jay	46	122	.377
12	Harris, Kyle	23	67	.343
23	Wallace, Joey	26	84	.310
3	Holt, Tajmin	7	24	.292
25	Bradley, Ryan	1	11	.091

**3-Point FG Attempts**

##	Player	G	Att	Att/G
44	Redband, Jeff	28	204	7.3
5	Sarkis, Jay	26	122	4.7
2	Harris, Breon	24	114	4.8
23	Wallace, Joey	27	84	3.1
12	Harris, Kyle	28	67	2.4

**3-Point FG Made**

##	Player	G	Made	Made/G
44	Redband, Jeff	28	94	3.4
5	Sarkis, Jay	26	46	1.8
2	Harris, Breon	24	44	1.8
23	Wallace, Joey	27	26	1.0
12	Harris, Kyle	28	23	0.8

**Free Throw Percentage**

##	Player	Made	Att	Pct
15	Slack, Keith	8	8	1.000
44	Redband, Jeff	57	61	.934
2	Harris, Breon	50	60	.833
12	Harris, Kyle	15	18	.833
23	Wallace, Joey	72	99	.727
22	Sischo, Andrew	142	196	.724
20	Salzberg, Ryan	2	3	.667
34	Luke, Chris	2	3	.667
5	Sarkis, Jay	26	42	.619
25	Bradley, Ryan	4	8	.500
4	Duah, Jeffrey	2	4	.500
3	Holt, Tajmin	3	8	.375

**Free Throw Attempts**

##	Player	G	Att	Att/G
22	Sischo, Andrew	27	196	7.3
23	Wallace, Joey	27	99	3.7
44	Redband, Jeff	28	61	2.2
2	Harris, Breon	24	60	2.5
5	Sarkis, Jay	26	42	1.6

**Free Throws Made**

##	Player	G	Made	Made/G
22	Sischo, Andrew	27	142	5.3
23	Wallace, Joey	27	72	2.7
44	Redband, Jeff	28	57	2.0
2	Harris, Breon	24	50	2.1
5	Sarkis, Jay	26	26	1.0

**Rebounds**

##	Player	G	Reb	Reb/G
22	Sischo, Andrew	27	303	11.2
23	Wallace, Joey	27	170	6.3
44	Redband, Jeff	28	108	3.9
2	Harris, Breon	24	99	4.1
12	Harris, Kyle	28	82	2.9

**Assists**

##	Player	G	Ast	Ast/G
23	Wallace, Joey	27	96	3.6
5	Sarkis, Jay	26	84	3.2
2	Harris, Breon	24	63	2.6
22	Sischo, Andrew	27	41	1.5
44	Redband, Jeff	28	37	1.3

**Rebounds Average**

##	Player	G	Reb	Reb/G
22	Sischo, Andrew	27	303	11.2
23	Wallace, Joey	27	170	6.3
2	Harris, Breon	24	99	4.1
44	Redband, Jeff	28	108	3.9
12	Harris, Kyle	28	82	2.9

**Steals**

##	Player	G	Stl	Stl/G
2	Harris, Breon	24	45	1.9
23	Wallace, Joey	27	30	1.1
44	Redband, Jeff	28	30	1.1
22	Sischo, Andrew	27	24	0.9
5	Sarkis, Jay	26	22	0.8



2019-20 Daemen Men's Basketball  
Category Leaders  
All games

Page 3/3  
as of Feb 27, 2020

#### Offensive Rebounds

##	Player	G	OReb	OReb/G
22	Sischo, Andrew	27	117	4.3
23	Wallace, Joey	27	41	1.5
44	Redband, Jeff	28	20	0.7
2	Harris, Breon	24	18	0.8
12	Harris, Kyle	28	12	0.4

#### Blocked Shots

##	Player	G	Blk	Blk/G
22	Sischo, Andrew	27	32	1.2
44	Redband, Jeff	28	28	1.0
3	Holt, Tajmin	28	12	0.4
25	Bradley, Ryan	16	6	0.4
12	Harris, Kyle	28	5	0.2

#### Defensive Rebounds

##	Player	G	DReb	DReb/G
22	Sischo, Andrew	27	186	6.9
23	Wallace, Joey	27	129	4.8
44	Redband, Jeff	28	88	3.1
2	Harris, Breon	24	81	3.4
12	Harris, Kyle	28	70	2.5

#### Minutes

##	Player	G	Min	Min/G
22	Sischo, Andrew	27	913	33:49
44	Redband, Jeff	28	906	32:22
5	Sarkis, Jay	26	853	32:49
23	Wallace, Joey	27	813	30:07
2	Harris, Breon	24	700	29:09

#### Fouls

##	Player	G	PF	PF/G
22	Sischo, Andrew	27	86	3.2
23	Wallace, Joey	27	70	2.6
2	Harris, Breon	24	62	2.6
12	Harris, Kyle	28	48	1.7
44	Redband, Jeff	28	46	1.6

#### Turnovers

##	Player	G	TO	TO/G
22	Sischo, Andrew	27	91	3.4
23	Wallace, Joey	27	69	2.6
2	Harris, Breon	24	69	2.9
5	Sarkis, Jay	26	59	2.3
44	Redband, Jeff	28	42	1.5

#### Foul Outs

##	Player	G	FO
22	Sischo, Andrew	27	1
23	Wallace, Joey	27	1
2	Harris, Breon	24	1
12	Harris, Kyle	28	1



2019-20 Daemen Men's Basketball  
Season Box - Average per 40 Minutes  
All games

Page 1/1  
as of Feb 27, 2020

##	Player	min	fgm	fga	pct	3fgm	3fga	pct	ftm	fta	pct	oreb	dreb	treb	pf	a	to	blk	stl	pts
24	BASDEN, Ziv	40	10.8	16.2	.667	0.0	1.8	.000	0.0	0.0	.000	3.6	5.4	9.0	10.8	3.6	3.6	1.8	0.0	21.5
25	BRADLEY, Ryan	40	4.5	10.3	.439	0.3	2.8	.091	1.0	2.0	.500	2.8	6.0	8.8	7.3	1.8	4.0	1.5	1.8	10.3
4	DUAH, Jeffrey	40	3.0	12.2	.250	0.0	0.0	.000	6.1	12.2	.500	0.0	6.1	6.1	0.0	6.1	3.0	0.0	0.0	12.2
2	HARRIS, Breon	40	6.1	14.9	.408	2.5	6.5	.386	2.9	3.4	.833	1.0	4.6	5.7	3.5	3.6	3.9	0.1	2.6	17.5
12	HARRIS, Kyle	40	3.3	8.2	.407	1.7	5.1	.343	1.1	1.4	.833	0.9	5.3	6.2	3.7	2.4	2.0	0.4	0.5	9.6
14	HINES, Da'Shawn	40	5.0	5.0	1.000	2.5	2.5	1.000	0.0	0.0	.000	0.0	0.0	0.0	0.0	5.0	0.0	0.0	2.5	12.6
3	HOLT, Tajmin	40	4.3	11.1	.392	1.0	3.6	.292	0.4	1.2	.375	1.8	3.4	5.2	3.6	3.0	3.4	1.8	2.1	10.2
34	LUKE, Chris	40	5.4	8.6	.632	0.0	0.0	.000	0.9	1.4	.667	5.4	6.8	12.3	10.4	0.9	2.7	0.5	0.5	11.8
44	REDBAND, Jeff	40	5.1	11.2	.457	4.1	9.0	.461	2.5	2.7	.934	0.9	3.9	4.8	2.0	1.6	1.9	1.2	1.3	16.9
20	SALZBERG, Ryan	40	4.1	7.3	.563	2.3	4.5	.500	0.9	1.4	.667	0.9	3.2	4.1	2.7	2.7	0.0	0.5	2.7	11.4
5	SARKIS, Jay	40	3.7	9.2	.406	2.2	5.7	.377	1.2	2.0	.619	0.2	2.6	2.9	1.0	3.9	2.8	0.0	1.0	10.9
22	SISCHO, Andrew	40	10.9	17.2	.638	0.5	1.1	.458	6.2	8.6	.724	5.1	8.1	13.3	3.8	1.8	4.0	1.4	1.1	28.6
15	SLACK, Keith	40	5.8	12.9	.446	3.9	9.4	.415	1.8	1.8	1.000	0.5	3.9	4.4	2.1	3.2	2.3	0.0	0.9	17.3
23	WALLACE, Joey	40	5.3	12.0	.439	1.3	4.1	.310	3.5	4.9	.727	2.0	6.3	8.4	3.4	4.7	3.4	0.2	1.5	15.3
10	WILLIAMS, Donte'	40	5.6	10.2	.545	2.3	5.6	.417	0.0	0.0	.000	1.4	4.2	5.6	4.6	1.9	2.8	0.9	0.5	13.5

Note: All statistics are pro-rated based on an average per 40-minute game.





# 2019-20 Daemen Men's Basketball Opponents Game-by-Game All games

Page 1/1  
as of Feb 27, 2020

				Total		3-Pointers		Free throws		Rebounds											
Opponent	Date	Score		FG-FGA	PCT	3FG-FGA	PCT	FT-FTA	PCT	OFF	DEF	TOT	AVG	PF	A	TO	BLK	STL	PTS	AVG	
vs Northwest Mo. St.	11/01/2019	65-85	L	30-53	.566	11-25	.440	14-15	.933	6	19	25	25.0	16	16	7	1	9	85	85.0	
vs Missouri Western	11/02/2019	68-64	W	22-55	.400	6-28	.214	14-18	.778	11	18	29	27.0	23	5	19	4	8	64	74.5	
Felician	11/08/2019	95-80	W	29-84	.345	9-34	.265	13-14	.929	16	24	40	31.3	19	11	13	1	11	80	76.3	
Nyack	11/09/2019	80-74	W	26-68	.382	9-27	.333	13-17	.765	10	23	33	31.8	21	11	9	3	12	74	75.8	
Mercyhurst	11/14/2019	67-65	W	24-47	.511	6-20	.300	11-13	.846	8	17	25	30.4	21	13	19	0	8	65	73.6	
West Liberty	11/16/2019	98-83	W	31-76	.408	8-26	.308	13-19	.684	14	20	34	31.0	23	11	19	3	13	83	75.2	
Le Moyne	11/19/2019	89-79	W	26-58	.448	16-33	.485	11-17	.647	7	25	32	31.1	15	12	15	3	4	79	75.7	
Wilmington (DE)	11/23/2019	83-81	W	32-64	.500	15-28	.536	2-7	.286	7	29	36	31.8	20	16	15	4	7	81	76.4	
at USciences	11/30/2019	83-57	W	19-50	.380	6-19	.316	13-16	.813	7	25	32	31.8	13	11	19	3	5	57	74.2	
Salem (WV)	12/04/2019	89-59	W	24-58	.414	9-32	.281	2-7	.286	5	21	26	31.2	14	12	23	3	10	59	72.7	
Roberts Wesleyan	12/07/2019	96-70	W	24-54	.444	7-21	.333	15-24	.625	5	22	27	30.8	21	7	13	2	3	70	72.5	
at Mercy	12/13/2019	103-59	W	20-62	.323	4-20	.200	15-20	.750	6	26	32	30.9	14	4	11	2	4	59	71.3	
at St. Thomas Aquinas	12/15/2019	80-87	L	28-55	.509	6-16	.375	25-32	.781	9	29	38	31.5	20	12	15	1	2	87	72.5	
at Saint Rose	12/19/2019	96-88	W	31-57	.544	5-14	.357	21-26	.808	13	19	32	31.5	23	11	23	1	8	88	73.6	
at St. Anselm	01/01/2020	59-87	L	31-68	.456	13-29	.448	12-19	.632	12	29	41	32.1	17	24	8	3	9	87	74.5	
at Saint Michael's	01/02/2020	72-68	W	28-59	.475	6-24	.250	6-10	.600	13	27	40	32.6	19	14	23	3	8	68	74.1	
at Stonehill	01/04/2020	76-82	L	28-57	.491	14-27	.519	12-14	.857	7	20	27	32.3	17	18	11	4	6	82	74.6	
Queens (NY)	01/10/2020	65-57	W	24-62	.387	4-26	.154	5-8	.625	9	27	36	32.5	14	8	13	0	5	57	73.6	
Bridgeport	01/12/2020	64-67	L	27-72	.375	5-24	.208	8-11	.727	13	26	39	32.8	17	12	8	5	8	67	73.3	
at Dist. Columbia	01/19/2020	65-61	W	25-60	.417	6-21	.286	5-10	.500	6	27	33	32.9	16	19	15	9	9	61	72.7	
Molloy	01/24/2020	91-83	W	34-76	.447	11-28	.393	4-7	.571	12	34	46	33.5	24	16	18	3	4	83	73.1	
New York Tech	01/26/2020	92-57	W	24-60	.400	4-16	.250	5-8	.625	7	22	29	33.3	16	8	21	1	9	57	72.4	
at Roberts Wesleyan	02/01/2020	93-73	W	26-57	.456	8-25	.320	13-15	.867	3	27	30	33.1	19	10	17	8	4	73	72.4	
at Bridgeport	02/07/2020	74-83	L	32-68	.471	7-24	.292	12-16	.750	12	19	31	33.0	16	15	11	0	19	83	72.9	
at Queens (NY)	02/09/2020	84-74	W	26-67	.388	13-30	.433	9-11	.818	10	17	27	32.8	16	14	7	2	7	74	72.9	
St. Thomas Aquinas	02/14/2020	81-77	W	30-66	.455	8-21	.381	9-13	.692	11	19	30	32.7	19	16	13	0	7	77	73.1	
Mercy	02/16/2020	96-79	W	33-66	.500	9-28	.321	4-6	.667	8	23	31	32.6	14	21	12	3	5	79	73.3	
Dist. Columbia	02/21/2020	93-90	Wot	32-67	.478	13-31	.419	13-16	.813	14	25	39	32.9	28	14	19	1	9	90	73.9	
Total		2069		766-1746	.439	238-697	.341	299-409	.731	261	659	920	32.9	515	361	416	73	213	2069	73.9	
Daemen		2297		817-1698	.481	280-715	.392	383-510	.751	285	755	1040	37.1	441	411	426	95	192	2297	82.0	

## Opponents Averages

Games Played	Points/game	FG Pct	3FG Pct	FT Pct	Rebounds/game	Assists/game	Turnovers/game	Assist/Turnover ratio	Steals/game	Blocks/game
28	73.9	43.9	34.1	73.1	32.9	12.9	14.9	0.9	7.6	2.6



**2019-20 Daemen Men's Basketball  
Individual Career Summaries  
All games**

Page 1/10  
as of Feb 27, 2020

**ATKINS, Joey**

				Field Goals		3-Point		F-Throws		Rebounds									Scoring	
SEASON	TEAM	GP-GS	MIN/AVG	FG-FGA	FG%	3FG-FGA	3FG%	FT-FTA	FT%	OFF	DEF	TOT	AVG	PF-FO	AST	TO	BLK	STL	PTS	AVG
2018-19	Jeff	15-0	71/4.7	8-21	.381	1-2	.500	5-10	.500	2	8	10	0.7	12-0	0	8	5	4	22	1.5
<b>TOTAL FOR Daemen</b>		<b>0-0</b>	<b>0/0.0</b>	<b>0-0</b>	<b>.000</b>	<b>0-0</b>	<b>.000</b>	<b>0-0</b>	<b>.000</b>	<b>0</b>	<b>0</b>	<b>0</b>	<b>0.0</b>	<b>0-0</b>	<b>0</b>	<b>0</b>	<b>0</b>	<b>0</b>	<b>0</b>	<b>0.0</b>
<b>TOTAL</b>		<b>15-0</b>	<b>71/4.7</b>	<b>8-21</b>	<b>.381</b>	<b>1-2</b>	<b>.500</b>	<b>5-10</b>	<b>.500</b>	<b>2</b>	<b>8</b>	<b>10</b>	<b>0.7</b>	<b>12-0</b>	<b>0</b>	<b>8</b>	<b>5</b>	<b>4</b>	<b>22</b>	<b>1.5</b>

**Single Game Highs**

Statistic	Value	
Points	10	vs Caldwell 01/21/19
Rebounds	3	at Concordia (NY) 02/16/19
Steals	2	vs Caldwell 01/21/19
Blocks	2	at Holy Family 03/02/19
FG Made	3	vs Caldwell 01/21/19
FG Attempts	7	vs Caldwell 01/21/19
3FG Made	1	at Nyack 01/26/19
3FG Attempts	1	at Nyack 01/26/19, vs Caldwell 01/21/19
FT Made	4	vs Caldwell 01/21/19
FT Attempts	5	vs Caldwell 01/21/19

**BASDEN, Ziv**

				Field Goals		3-Point		F-Throws		Rebounds									Scoring	
SEASON	TEAM	GP-GS	MIN/AVG	FG-FGA	FG%	3FG-FGA	3FG%	FT-FTA	FT%	OFF	DEF	TOT	AVG	PF-FO	AST	TO	BLK	STL	PTS	AVG
2018-19	Daemen	16-0	53/3.3	14-18	.778	0-1	.000	6-11	.545	10	14	24	1.5	7-0	1	5	0	2	34	2.1
2019-20	Daemen	11-0	22/2.0	6-9	.667	0-1	.000	0-0	.000	2	3	5	0.5	6-0	2	2	1	0	12	1.1
<b>TOTAL</b>		<b>27-0</b>	<b>75/2.8</b>	<b>20-27</b>	<b>.741</b>	<b>0-2</b>	<b>.000</b>	<b>6-11</b>	<b>.545</b>	<b>12</b>	<b>17</b>	<b>29</b>	<b>1.1</b>	<b>13-0</b>	<b>3</b>	<b>7</b>	<b>1</b>	<b>2</b>	<b>46</b>	<b>1.7</b>

**Single Game Highs**

Statistic	Value	
Points	13	at LIU Post 12/14/18
Rebounds	9	at LIU Post 12/14/18
Assists	1	at LIU Post 12/14/18, vs Roberts Wesleyan 12/07/19, at Mercy 12/13/19
Steals	1	vs LIU Post 02/15/19, at LIU Post 12/14/18
Blocks	1	vs Roberts Wesleyan 12/07/19
FG Made	5	at LIU Post 12/14/18
FG Attempts	7	at LIU Post 12/14/18
3FG Attempts	1	at LIU Post 12/14/18, at Mercy 12/13/19
FT Made	3	at LIU Post 12/14/18
FT Attempts	4	at LIU Post 12/14/18



**2019-20 Daemen Men's Basketball  
Individual Career Summaries  
All games**

Page 2/10  
as of Feb 27, 2020

**BOOK, Trevor**

				Field Goals		3-Point		F-Throws		Rebounds									Scoring	
SEASON	TEAM	GP-GS	MIN/AVG	FG-FGA	FG%	3FG-FGA	3FG%	FT-FTA	FT%	OFF	DEF	TOT	AVG	PF-FO	AST	TO	BLK	STL	PTS	AVG
2018-19	Daemen	20-0	112/5.6	18-35	.514	6-14	.429	8-10	.800	7	14	21	1.1	8-0	8	1	1	5	50	2.5
<b>TOTAL</b>		<b>20-0</b>	<b>112/5.6</b>	<b>18-35</b>	<b>.514</b>	<b>6-14</b>	<b>.429</b>	<b>8-10</b>	<b>.800</b>	<b>7</b>	<b>14</b>	<b>21</b>	<b>1.1</b>	<b>8-0</b>	<b>8</b>	<b>1</b>	<b>1</b>	<b>5</b>	<b>50</b>	<b>2.5</b>

**Single Game Highs**

Statistic	Value	
Points	13	vs LIU Post 02/15/19
Rebounds	5	at New York Tech 12/16/18
Assists	4	at LIU Post 12/14/18
Steals	2	vs LIU Post 02/15/19
Blocks	1	at LIU Post 12/14/18
FG Made	5	vs LIU Post 02/15/19
FG Attempts	9	vs LIU Post 02/15/19
3FG Made	2	vs LIU Post 02/15/19, vs Dist. Columbia 01/27/19
3FG Attempts	4	vs LIU Post 02/15/19
FT Made	2	at Queens (NY) 02/10/19, vs Lake Erie 11/26/18, at New York Tech 12/16/18
FT Attempts	3	vs Lake Erie 11/26/18

**BRADLEY, Ryan**

				Field Goals		3-Point		F-Throws		Rebounds									Scoring	
SEASON	TEAM	GP-GS	MIN/AVG	FG-FGA	FG%	3FG-FGA	3FG%	FT-FTA	FT%	OFF	DEF	TOT	AVG	PF-FO	AST	TO	BLK	STL	PTS	AVG
2018-19	Daemen	1-0	2/2.0	0-0	.000	0-0	.000	0-0	.000	0	0	0	0.0	0-0	0	0	0	0	0	0.0
2019-20	Daemen	16-0	159/9.9	18-41	.439	1-11	.091	4-8	.500	11	24	35	2.2	29-0	7	16	6	7	41	2.6
<b>TOTAL</b>		<b>17-0</b>	<b>161/9.5</b>	<b>18-41</b>	<b>.439</b>	<b>1-11</b>	<b>.091</b>	<b>4-8</b>	<b>.500</b>	<b>11</b>	<b>24</b>	<b>35</b>	<b>2.1</b>	<b>29-0</b>	<b>7</b>	<b>16</b>	<b>6</b>	<b>7</b>	<b>41</b>	<b>2.4</b>

**Single Game Highs**

Statistic	Value	
Points	9	vs Le Moyne 11/19/19
Rebounds	5	vs Le Moyne 11/19/19, at USciences 11/30/19
Assists	2	vs Le Moyne 11/19/19, vs Roberts Wesleyan 12/07/19
Steals	1	7 times
Blocks	2	vs West Liberty 11/16/19
FG Made	3	vs Le Moyne 11/19/19, vs Wilmington (DE) 11/23/19, at Saint Rose 12/19/19
FG Attempts	6	vs Salem (WV) 12/04/19
3FG Made	1	at Mercy 12/13/19
3FG Attempts	2	4 times
FT Made	3	vs Le Moyne 11/19/19
FT Attempts	3	vs Le Moyne 11/19/19



**2019-20 Daemen Men's Basketball  
Individual Career Summaries  
All games**

Page 3/10  
as of Feb 27, 2020

**DUAH, Jeffrey**

				Field Goals		3-Point		F-Throws		Rebounds									Scoring	
SEASON	TEAM	GP-GS	MIN/AVG	FG-FGA	FG%	3FG-FGA	3FG%	FT-FTA	FT%	OFF	DEF	TOT	AVG	PF-FO	AST	TO	BLK	STL	PTS	AVG
2017-18	Daemen	11-0	5/0.5	1-2	.500	0-0	.000	0-0	.000	1	0	1	0.1	2-0	0	0	0	0	2	0.2
2018-19	Daemen	9-0	23/2.5	0-7	.000	0-2	.000	1-3	.333	1	2	3	0.3	0-0	5	3	0	0	1	0.1
2019-20	Daemen	9-1	13/1.5	1-4	.250	0-0	.000	2-4	.500	0	2	2	0.2	0-0	2	1	0	0	4	0.4
<b>TOTAL</b>		<b>29-1</b>	<b>41/1.4</b>	<b>2-13</b>	<b>.154</b>	<b>0-2</b>	<b>.000</b>	<b>3-7</b>	<b>.429</b>	<b>2</b>	<b>4</b>	<b>6</b>	<b>0.2</b>	<b>2-0</b>	<b>7</b>	<b>4</b>	<b>0</b>	<b>0</b>	<b>7</b>	<b>0.2</b>

**Single Game Highs**

Statistic	Value	
Points	2	at Roberts Wesleyan 01/06/18, vs Dist. Columbia 02/21/20, vs New York Tech 01/26/20
Rebounds	1	6 times
Assists	2	vs Mercy 03/01/19, vs New York Tech 01/26/20
FG Made	1	at Roberts Wesleyan 01/06/18, vs New York Tech 01/26/20
FG Attempts	5	vs LIU Post 02/15/19
3FG Attempts	1	vs Caldwell 11/09/18, vs LIU Post 02/15/19
FT Made	2	vs Dist. Columbia 02/21/20
FT Attempts	2	vs Lake Erie 11/26/18, vs Dist. Columbia 02/21/20, at St. Anselm 01/01/20

**HARRIS, Breon**

				Field Goals		3-Point		F-Throws		Rebounds									Scoring	
SEASON	TEAM	GP-GS	MIN/AVG	FG-FGA	FG%	3FG-FGA	3FG%	FT-FTA	FT%	OFF	DEF	TOT	AVG	PF-FO	AST	TO	BLK	STL	PTS	AVG
2016-17	Daemen	10-0	46/4.6	3-7	.429	2-6	.333	2-3	.667	2	6	8	0.8	5-0	3	3	0	3	10	1.0
2017-18	Daemen	30-19	856/28.5	108-227	.476	27-85	.318	46-72	.639	20	104	124	4.1	57-2	94	89	14	70	289	9.6
2018-19	Daemen	30-29	833/27.8	118-299	.395	55-153	.359	62-82	.756	15	84	99	3.3	67-2	65	59	9	52	353	11.8
2019-20	Daemen	24-22	700/29.1	106-260	.408	44-114	.386	50-60	.833	18	81	99	4.1	62-1	63	69	2	45	306	12.8
<b>TOTAL</b>		<b>94-70</b>	<b>2435/25.9</b>	<b>335-793</b>	<b>.422</b>	<b>128-358</b>	<b>.358</b>	<b>160-217</b>	<b>.737</b>	<b>55</b>	<b>275</b>	<b>330</b>	<b>3.5</b>	<b>191-5</b>	<b>225</b>	<b>220</b>	<b>25</b>	<b>170</b>	<b>958</b>	<b>10.2</b>

**Single Game Highs**

Statistic	Value	
Points	28	vs Bridgeport 01/28/18
Rebounds	11	vs Nyack 11/09/19
Assists	8	at Roberts Wesleyan 01/06/18
Steals	7	vs LIU Post 01/12/18
Blocks	2	5 times
FG Made	10	vs Bridgeport 01/28/18
FG Attempts	19	vs Molloy 02/16/18
3FG Made	6	at Mercy 01/18/19
3FG Attempts	10	at Mercy 01/18/19, at Bridgeport 03/09/19
FT Made	9	at Queens (NY) 02/10/19
FT Attempts	11	vs Bridgeport 01/28/18



**2019-20 Daemen Men's Basketball  
Individual Career Summaries  
All games**

Page 4/10  
as of Feb 27, 2020

**HARRIS, Kyle**

				Field Goals		3-Point		F-Throws		Rebounds									Scoring	
SEASON	TEAM	GP-GS	MIN/AVG	FG-FGA	FG%	3FG-FGA	3FG%	FT-FTA	FT%	OFF	DEF	TOT	AVG	PF-FO	AST	TO	BLK	STL	PTS	AVG
2019-20	Daemen	28-9	526/18.8	44-108	.407	23-67	.343	15-18	.833	12	70	82	2.9	48-1	31	26	5	7	126	4.5
<b>TOTAL</b>		<b>28-9</b>	<b>526/18.8</b>	<b>44-108</b>	<b>.407</b>	<b>23-67</b>	<b>.343</b>	<b>15-18</b>	<b>.833</b>	<b>12</b>	<b>70</b>	<b>82</b>	<b>2.9</b>	<b>48-1</b>	<b>31</b>	<b>26</b>	<b>5</b>	<b>7</b>	<b>126</b>	<b>4.5</b>

**Single Game Highs**

Statistic	Value	
Points	14	vs Salem (WV) 12/04/19
Rebounds	8	vs New York Tech 01/26/20
Assists	5	at Saint Rose 12/19/19
Steals	2	at Roberts Wesleyan 02/01/20
Blocks	1	5 times
FG Made	5	vs Missouri Western 11/02/19, vs Mercyhurst 11/14/19, vs Salem (WV) 12/04/19
FG Attempts	9	vs Missouri Western 11/02/19
3FG Made	4	vs Salem (WV) 12/04/19
3FG Attempts	6	vs Salem (WV) 12/04/19
FT Made	2	7 times
FT Attempts	4	at St. Anselm 01/01/20

**HINES, Da'shawn**

				Field Goals		3-Point		F-Throws		Rebounds									Scoring	
SEASON	TEAM	GP-GS	MIN/AVG	FG-FGA	FG%	3FG-FGA	3FG%	FT-FTA	FT%	OFF	DEF	TOT	AVG	PF-FO	AST	TO	BLK	STL	PTS	AVG
2017-18	Daemen	11-0	6/0.5	2-4	.500	0-1	.000	1-1	1.000	0	1	1	0.1	1-0	1	1	0	1	5	0.5
2019-20	Daemen	10-0	16/1.6	2-2	1.000	1-1	1.000	0-0	.000	0	0	0	0.0	0-0	2	0	0	1	5	0.5
<b>TOTAL</b>		<b>21-0</b>	<b>22/1.0</b>	<b>4-6</b>	<b>.667</b>	<b>1-2</b>	<b>.500</b>	<b>1-1</b>	<b>1.000</b>	<b>0</b>	<b>1</b>	<b>1</b>	<b>0.0</b>	<b>1-0</b>	<b>3</b>	<b>1</b>	<b>0</b>	<b>2</b>	<b>10</b>	<b>0.5</b>

**Single Game Highs**

Statistic	Value	
Points	5	at Roberts Wesleyan 01/06/18
Rebounds	1	vs Dist. Columbia 01/10/18
Assists	2	at Mercy 12/13/19
Steals	1	at Roberts Wesleyan 01/06/18, at Mercy 12/13/19
FG Made	2	at Roberts Wesleyan 01/06/18
FG Attempts	3	at Roberts Wesleyan 01/06/18
3FG Made	1	vs Roberts Wesleyan 12/07/19
3FG Attempts	1	at New York Tech 02/25/18, vs Roberts Wesleyan 12/07/19
FT Made	1	at Roberts Wesleyan 01/06/18
FT Attempts	1	at Roberts Wesleyan 01/06/18



**2019-20 Daemen Men's Basketball  
Individual Career Summaries  
All games**

Page 5/10  
as of Feb 27, 2020

**HOLT, Tajmin**

				Field Goals		3-Point		F-Throws		Rebounds									Scoring	
SEASON	TEAM	GP-GS	MIN/AVG	FG-FGA	FG%	3FG-FGA	3FG%	FT-FTA	FT%	OFF	DEF	TOT	AVG	PF-FO	AST	TO	BLK	STL	PTS	AVG
2017-18	Daemen	4-0	4/1.0	0-0	.000	0-0	.000	0-0	.000	0	0	0	0.0	0-0	0	0	0	0	0	0.0
2019-20	Daemen	28-0	267/9.6	29-74	.392	7-24	.292	3-8	.375	12	23	35	1.3	24-0	20	23	12	14	68	2.4
<b>TOTAL</b>		<b>32-0</b>	<b>271/8.5</b>	<b>29-74</b>	<b>.392</b>	<b>7-24</b>	<b>.292</b>	<b>3-8</b>	<b>.375</b>	<b>12</b>	<b>23</b>	<b>35</b>	<b>1.1</b>	<b>24-0</b>	<b>20</b>	<b>23</b>	<b>12</b>	<b>14</b>	<b>68</b>	<b>2.1</b>

**Single Game Highs**

Statistic	Value	
Points	9	vs Queens (NY) 01/10/20
Rebounds	5	at Mercy 12/13/19
Assists	3	vs Queens (NY) 01/10/20
Steals	3	vs Dist. Columbia 02/21/20, at Saint Rose 12/19/19
Blocks	2	4 times
FG Made	4	vs Queens (NY) 01/10/20
FG Attempts	6	vs Salem (WV) 12/04/19, vs Roberts Wesleyan 12/07/19, vs Queens (NY) 01/10/20
3FG Made	1	7 times
3FG Attempts	3	vs Queens (NY) 01/10/20
FT Made	2	at Saint Michael's 01/02/20
FT Attempts	2	at Queens (NY) 02/09/20, at Saint Michael's 01/02/20

**LUKE, Chris**

				Field Goals		3-Point		F-Throws		Rebounds									Scoring	
SEASON	TEAM	GP-GS	MIN/AVG	FG-FGA	FG%	3FG-FGA	3FG%	FT-FTA	FT%	OFF	DEF	TOT	AVG	PF-FO	AST	TO	BLK	STL	PTS	AVG
2019-20	Daemen	23-2	88/3.8	12-19	.632	0-0	.000	2-3	.667	12	15	27	1.2	23-0	2	6	1	1	26	1.1
<b>TOTAL</b>		<b>23-2</b>	<b>88/3.8</b>	<b>12-19</b>	<b>.632</b>	<b>0-0</b>	<b>.000</b>	<b>2-3</b>	<b>.667</b>	<b>12</b>	<b>15</b>	<b>27</b>	<b>1.2</b>	<b>23-0</b>	<b>2</b>	<b>6</b>	<b>1</b>	<b>1</b>	<b>26</b>	<b>1.1</b>

**Single Game Highs**

Statistic	Value	
Points	6	vs New York Tech 01/26/20
Rebounds	11	vs Queens (NY) 01/10/20
Assists	1	vs New York Tech 01/26/20, at Stonehill 01/04/20
Steals	1	at USciences 11/30/19
Blocks	1	at St. Anselm 01/01/20
FG Made	3	vs New York Tech 01/26/20
FG Attempts	5	vs New York Tech 01/26/20, vs Queens (NY) 01/10/20
FT Made	1	vs Mercy 02/16/20, vs Molloy 01/24/20
FT Attempts	2	vs Molloy 01/24/20





**2019-20 Daemen Men's Basketball  
Individual Career Summaries  
All games**

Page 6/10  
as of Feb 27, 2020

**REDBAND, Jeff**

				Field Goals		3-Point		F-Throws		Rebounds									Scoring	
SEASON	TEAM	GP-GS	MIN/AVG	FG-FGA	FG%	3FG-FGA	3FG%	FT-FTA	FT%	OFF	DEF	TOT	AVG	PF-FO	AST	TO	BLK	STL	PTS	AVG
2016-17	Daemen	28-27	745/26.6	101-222	.455	68-151	.450	17-22	.773	30	81	111	4.0	56-2	36	33	20	18	287	10.3
2017-18	Daemen	30-29	959/32.0	118-274	.431	69-169	.408	32-35	.914	33	104	137	4.6	62-2	58	53	22	21	337	11.2
2018-19	Daemen	30-29	920/30.7	127-277	.458	79-179	.441	56-66	.848	49	117	166	5.5	56-0	47	29	25	32	389	13.0
2019-20	Daemen	28-28	906/32.4	116-254	.457	94-204	.461	57-61	.934	20	88	108	3.9	46-0	37	42	28	30	383	13.7
<b>TOTAL</b>		<b>116-113</b>	<b>3531/30.4</b>	<b>462-1027</b>	<b>.450</b>	<b>310-703</b>	<b>.441</b>	<b>162-184</b>	<b>.880</b>	<b>132</b>	<b>390</b>	<b>522</b>	<b>4.5</b>	<b>220-4</b>	<b>178</b>	<b>157</b>	<b>95</b>	<b>101</b>	<b>1396</b>	<b>12.0</b>

**Single Game Highs**

Statistic	Value	
Points	26	vs Molloy 01/24/20
Rebounds	11	at Molloy 02/08/19
Assists	6	at Salem (WV) 01/03/18
Steals	4	vs Roberts Wesleyan 02/02/19, at Mercy 12/15/17
Blocks	3	5 times
FG Made	9	at USciences 11/30/19
FG Attempts	17	at LIU Post 02/23/18
3FG Made	7	4 times
3FG Attempts	13	at LIU Post 02/23/18
FT Made	9	vs Slippery Rock 11/24/18
FT Attempts	10	vs Slippery Rock 11/24/18

**SALZBERG, Ryan**

				Field Goals		3-Point		F-Throws		Rebounds									Scoring	
SEASON	TEAM	GP-GS	MIN/AVG	FG-FGA	FG%	3FG-FGA	3FG%	FT-FTA	FT%	OFF	DEF	TOT	AVG	PF-FO	AST	TO	BLK	STL	PTS	AVG
2019-20	Daemen	19-0	88/4.6	9-16	.563	5-10	.500	2-3	.667	2	7	9	0.5	6-0	6	0	1	6	25	1.3
<b>TOTAL</b>		<b>19-0</b>	<b>88/4.6</b>	<b>9-16</b>	<b>.563</b>	<b>5-10</b>	<b>.500</b>	<b>2-3</b>	<b>.667</b>	<b>2</b>	<b>7</b>	<b>9</b>	<b>0.5</b>	<b>6-0</b>	<b>6</b>	<b>0</b>	<b>1</b>	<b>6</b>	<b>25</b>	<b>1.3</b>

**Single Game Highs**

Statistic	Value	
Points	11	at Mercy 12/13/19
Rebounds	2	vs Salem (WV) 12/04/19, at Mercy 12/13/19
Assists	3	at Saint Rose 12/19/19
Steals	2	vs Le Moyne 11/19/19, vs New York Tech 01/26/20
Blocks	1	at St. Anselm 01/01/20
FG Made	4	at Mercy 12/13/19
FG Attempts	4	at Mercy 12/13/19
3FG Made	3	at Mercy 12/13/19
3FG Attempts	3	at Mercy 12/13/19
FT Made	1	at Roberts Wesleyan 02/01/20, at Saint Rose 12/19/19
FT Attempts	2	at Roberts Wesleyan 02/01/20



**2019-20 Daemen Men's Basketball  
Individual Career Summaries  
All games**

Page 7/10  
as of Feb 27, 2020

**SARKIS, Jay**

				Field Goals		3-Point		F-Throws		Rebounds										Scoring	
SEASON	TEAM	GP-GS	MIN/AVG	FG-FGA	FG%	3FG-FGA	3FG%	FT-FTA	FT%	OFF	DEF	TOT	AVG	PF-FO	AST	TO	BLK	STL	PTS	AVG	
2015-16	Daemen	29-26	732/25.2	79-169	.467	41-89	.461	48-56	.857	11	61	72	2.5	44-2	68	47	0	21	247	8.5	
2017-18	Daemen	30-30	1057/35.2	117-263	.445	68-160	.425	70-83	.843	7	79	86	2.9	51-1	106	83	0	20	372	12.4	
2018-19	Daemen	23-20	690/30.0	58-149	.389	38-91	.418	34-42	.810	8	59	67	2.9	33-0	71	44	1	12	188	8.2	
2019-20	Daemen	26-26	853/32.8	80-197	.406	46-122	.377	26-42	.619	5	56	61	2.3	22-0	84	59	1	22	232	8.9	
TOTAL		108-102	3333/30.9	334-778	.429	193-462	.418	178-223	.798	31	255	286	2.6	150-3	329	233	2	75	1039	9.6	

**Single Game Highs**

Statistic	Value	
Points	24	at Dist. Columbia 02/04/18, at New York Tech 02/25/18
Rebounds	7	vs Bridgeport 03/03/19
Assists	11	at Queens (NY) 01/21/18
Steals	4	vs Queens (NY) 01/24/16
Blocks	1	vs Dist. Columbia 01/27/19, vs Molloy 01/24/20
FG Made	8	at Saint Rose 12/31/17, at New York Tech 02/25/18, vs Mercy 02/16/20
FG Attempts	16	vs Molloy 02/16/18
3FG Made	6	at New York Tech 02/25/18, vs Mercy 02/16/20
3FG Attempts	10	vs Mercy 02/16/20
FT Made	11	at Dist. Columbia 02/04/18
FT Attempts	11	at Dist. Columbia 02/04/18, vs Bridgeport 02/07/16



**2019-20 Daemen Men's Basketball  
Individual Career Summaries  
All games**

Page 8/10  
as of Feb 27, 2020

**SISCHO, Andrew**

SEASON	TEAM	GP-GS	MIN/AVG	Field Goals		3-Point		F-Throws		Rebounds									Scoring	
				FG-FGA	FG%	3FG-FGA	3FG%	FT-FTA	FT%	OFF	DEF	TOT	AVG	PF-FO	AST	TO	BLK	STL	PTS	AVG
2017-18	Daemen	30-18	706/23.5	195-345	.565	3-17	.176	69-106	.651	89	172	261	8.7	71-0	28	65	25	11	462	15.4
2018-19	Daemen	28-26	832/29.7	229-391	.586	4-8	.500	123-169	.728	106	176	282	10.1	72-0	30	58	28	24	585	20.9
2019-20	Daemen	27-25	913/33.8	250-392	.638	11-24	.458	142-196	.724	117	186	303	11.2	86-1	41	91	32	24	653	24.2
<b>TOTAL</b>		<b>85-69</b>	<b>2451/28.8</b>	<b>674-1128</b>	<b>.598</b>	<b>18-49</b>	<b>.367</b>	<b>334-471</b>	<b>.709</b>	<b>312</b>	<b>534</b>	<b>846</b>	<b>10.0</b>	<b>229-1</b>	<b>99</b>	<b>214</b>	<b>85</b>	<b>59</b>	<b>1700</b>	<b>20.0</b>

**Single Game Highs**

Statistic	Value	
Points	36	at Molloy 02/08/19, vs Molloy 02/16/18
Rebounds	23	vs Molloy 02/16/18
Assists	5	vs Northwest Mo. St. 11/01/19
Steals	4	at USciences 11/30/19, at Saint Rose 12/19/19
Blocks	5	vs Felician 11/08/19
FG Made	16	at Molloy 02/08/19
FG Attempts	26	at Molloy 02/08/19
3FG Made	1	18 times
3FG Attempts	3	at St. Thomas Aquinas 12/15/19
FT Made	12	vs Molloy 02/16/18
FT Attempts	15	vs Molloy 02/16/18

**SLACK, Keith**

SEASON	TEAM	GP-GS	MIN/AVG	Field Goals		3-Point		F-Throws		Rebounds									Scoring	
				FG-FGA	FG%	3FG-FGA	3FG%	FT-FTA	FT%	OFF	DEF	TOT	AVG	PF-FO	AST	TO	BLK	STL	PTS	AVG
2019-20	Daemen	12-1	174/14.5	25-56	.446	17-41	.415	8-8	1.000	2	17	19	1.6	9-0	14	10	0	4	75	6.3
<b>TOTAL</b>		<b>12-1</b>	<b>174/14.5</b>	<b>25-56</b>	<b>.446</b>	<b>17-41</b>	<b>.415</b>	<b>8-8</b>	<b>1.000</b>	<b>2</b>	<b>17</b>	<b>19</b>	<b>1.6</b>	<b>9-0</b>	<b>14</b>	<b>10</b>	<b>0</b>	<b>4</b>	<b>75</b>	<b>6.3</b>

**Single Game Highs**

Statistic	Value	
Points	15	at Mercy 12/13/19
Rebounds	4	vs Salem (WV) 12/04/19
Assists	3	vs West Liberty 11/16/19, vs Salem (WV) 12/04/19
Steals	1	4 times
FG Made	5	at Mercy 12/13/19
FG Attempts	9	vs Missouri Western 11/02/19
3FG Made	5	at Mercy 12/13/19
3FG Attempts	7	vs Missouri Western 11/02/19
FT Made	6	vs Roberts Wesleyan 12/07/19
FT Attempts	6	vs Roberts Wesleyan 12/07/19



**2019-20 Daemen Men's Basketball  
Individual Career Summaries  
All games**

Page 9/10  
as of Feb 27, 2020

**WALLACE, Joey**

SEASON	TEAM	GP-GS	MIN/AVG	Field Goals		3-Point		F-Throws		Rebounds									Scoring	
				FG-FGA	FG%	3FG-FGA	3FG%	FT-FTA	FT%	OFF	DEF	TOT	AVG	PF-FO	AST	TO	BLK	STL	PTS	AVG
2015-16	SCSU	30-23	802/26.7	84-195	.431	29-81	.358	34-60	.567	47	78	125	4.2	71-1	98	55	3	27	231	7.7
2016-17	SCSU	28-24	942/33.6	102-243	.420	26-78	.333	68-89	.764	37	123	160	5.7	69-1	129	93	13	41	298	10.6
2017-18	SCSU	3-3	103/34.3	13-34	.382	3-9	.333	3-8	.375	9	12	21	7.0	7-0	8	13	1	7	32	10.7
2018-19	SCSU	24-12	712/29.7	77-167	.461	20-60	.333	21-34	.618	44	85	129	5.4	61-0	42	33	8	22	195	8.1
2019-20	Daemen	27-26	813/30.1	107-244	.439	26-84	.310	72-99	.727	41	129	170	6.3	70-1	96	69	4	30	312	11.6
<b>TOTAL FOR Daemen</b>		<b>27-26</b>	<b>813/30.1</b>	<b>107-244</b>	<b>.439</b>	<b>26-84</b>	<b>.310</b>	<b>72-99</b>	<b>.727</b>	<b>41</b>	<b>129</b>	<b>170</b>	<b>6.3</b>	<b>70-1</b>	<b>96</b>	<b>69</b>	<b>4</b>	<b>30</b>	<b>312</b>	<b>11.6</b>
<b>TOTAL</b>		<b>112-88</b>	<b>3373/30.1</b>	<b>383-883</b>	<b>.434</b>	<b>104-312</b>	<b>.333</b>	<b>198-290</b>	<b>.683</b>	<b>178</b>	<b>427</b>	<b>605</b>	<b>5.4</b>	<b>278-3</b>	<b>373</b>	<b>263</b>	<b>29</b>	<b>127</b>	<b>1068</b>	<b>9.5</b>

**Single Game Highs**

Statistic	Value	
Points	23	vs Queens (NY) 01/10/20
Rebounds	14	vs Mercy 02/16/20
Assists	10	vs Merrimack 01/10/17
Steals	4	vs St. Anselm 01/14/17, at Saint Michael's 12/10/15, vs New York Tech 01/26/20
Blocks	4	at LIU Post 01/02/19
FG Made	9	at Le Moyne 11/18/17
FG Attempts	17	at Le Moyne 11/18/17, at Saint Michael's 12/10/15
3FG Made	5	at Saint Michael's 12/10/15
3FG Attempts	11	at Saint Michael's 12/10/15
FT Made	10	vs Wilmington (DE) 11/23/19
FT Attempts	11	at USciences 11/19/16, vs Wilmington (DE) 11/23/19



**2019-20 Daemen Men's Basketball  
Individual Career Summaries  
All games**

Page 10/10  
as of Feb 27, 2020

**WILLIAMS, Donte'**

				Field Goals		3-Point		F-Throws		Rebounds										Scoring	
SEASON	TEAM	GP-GS	MIN/AVG	FG-FGA	FG%	3FG-FGA	3FG%	FT-FTA	FT%	OFF	DEF	TOT	AVG	PF-FO	AST	TO	BLK	STL	PTS	AVG	
2018-19	CUP	21-17	657/31.3	82-185	.443	27-95	.284	34-53	.642	34	76	110	5.2	47-0	15	37	21	21	225	10.7	
2019-20	Daemen	13-0	86/6.6	12-22	.545	5-12	.417	0-0	.000	3	9	12	0.9	10-0	4	6	2	1	29	2.2	
TOTAL FOR Daemen		13-0	86/6.6	12-22	.545	5-12	.417	0-0	.000	3	9	12	0.9	10-0	4	6	2	1	29	2.2	
TOTAL		34-17	743/21.9	94-207	.454	32-107	.299	34-53	.642	37	85	122	3.6	57-0	19	43	23	22	254	7.5	

**Single Game Highs**

Statistic	Value	
Points	19	vs Bloomsburg 12/18/18, vs Slippery Rock 01/09/19
Rebounds	12	at Slippery Rock 02/02/19
Assists	4	at Gannon 01/05/19
Steals	4	at Slippery Rock 02/02/19
Blocks	2	6 times
FG Made	7	vs Gannon 02/13/19
FG Attempts	16	at Indiana (PA) 01/23/19
3FG Made	3	at Millersville 12/01/18, vs East Stroudsburg 12/19/18
3FG Attempts	9	vs Gannon 02/13/19
FT Made	7	vs Slippery Rock 01/09/19
FT Attempts	10	vs Slippery Rock 01/09/19